


# Voltaix

## CVD GASES



## DISILANE

Highest Purity  
Available, Anywhere  
( $>1500$  ohm-cm)

### Quality Control

- ◆ 100% GC / MS analysis

### Packaging Options

- ◆ Any quantity, same spec.
- ◆ Steel, polished steel or aluminum cylinders
- ◆ Pneumatic valves for fail-safe gas supply
- ◆ Optional flow restrictor for added safety
- ◆ "Keyed" VCR outlet for UHV connection to system

### Also of Interest

- ◆ Diborane
- ◆ Trimethylboron
- ◆ Germane
- ◆ Digermane
- ◆ All mixtures

## Voltaix, Inc.

P.O. Box 5357, 197 Meister Ave.  
N. Branch, New Jersey 08876  
Telephone: (201) 231-9060  
Telex: 9102500134 VoltaixUQ

## Argonne Announces Joint Projects in High Temperature Superconductivity

The Superconductivity Pilot Center at Argonne National Laboratory near Chicago recently announced several joint agreements to develop practical uses for high temperature superconductor materials.

### Electrical Cables

A joint research project with HiT, Superconco aims to develop thin, flexible filaments—about four ten-thousandths of an inch in diameter—that can be woven into thicker, more flexible cables with more current carrying capacity than already existing wire made from superconducting materials. The project also involves developing electrical contacts to connect the cables to normal electrical conductors.

HiT, Superconco, a subsidiary of Lambertville Ceramic Manufacturing, will make filaments and cables. Argonne will work on electrical contacts, develop heat treatments to produce the most useful properties in filaments, measure electrical and magnetic properties of filaments, and determine their crystalline and atomic structure.

### Practical Tapes and Wires

Microelectronics and Computer Technology Corp. (MCC) will join with Argonne to investigate an improved method of sputter deposition for making wires and tapes with enough flexibility and current density for practical application.

MCC has developed a proprietary sputtering apparatus for high temperature superconductors, which promises more efficient use of target materials and a 1,000-fold increase in deposition rates. With further development, the process could make possible mass production of practical superconducting wires and tapes. The Argonne-MCC project is aimed at speeding development of this technique.

Argonne will build a vacuum chamber for the MCC sputtering apparatus and will use the combination to study various materials with the goal of developing practical superconducting wires and tapes using targets capable of lengthy production runs. In addition, Argonne will investigate novel processing methods and will study the microstructures and superconducting properties of sample wires and tapes made by sputtering.

MCC, a research consortium of 21 shareholders and 21 associate members, will examine various substrate materials and processing methods in hopes of reducing materials and production costs. MCC is also involved in a joint consortium on high

temperature superconductivity with the Texas Center for Superconductivity at the University of Houston.

### Superconducting Magnetic Energy Storage

The joint research project with Combustion Engineering, Inc. will assess the technical and commercial feasibility of small superconducting magnetic energy storage (SMES) systems using high temperature superconductors. If shown to be feasible, SMES systems could store electricity during periods of low demand and release it during periods of high demand, minimizing peak-demand electricity costs. Small SMES systems might also be used as power backup to protect sensitive equipment.

The one-year project will assess the use of high temperature superconductors in SMES devices up to approximately room-size. Such devices would use superconducting magnets to store 20 to 300 kilowatt-hours of electricity. Three hundred kilowatt-hours would power an average home for one to two weeks.


Argonne will provide information on the properties and performance of existing high temperature superconductors and those likely to be developed in the near future. The laboratory will also assess the required size of the high temperature superconducting magnet and its containment structure, examine combinations of high and low temperature superconductors in system components, and analyze the system's heat-transfer requirements.

Combustion Engineering (Windsor, Connecticut), a unit of Asea Brown Boveri, Inc., will examine market needs to identify performance requirements for small SMES systems and will study systems data for the SMES magnetic storage coil, coil restraint structures, and power conditioning equipment to deliver power to and from the SMES coil. The firm will also estimate manufacturing costs for several coil and system designs, and compare costs to those of other energy-storage technologies.

### SBIR Contract Targets Nonlinear Optical Materials

Maxdem Incorporated, Pasadena, California, recently began work on a Phase II SBIR contract for the development of nonlinear optical materials derived from organic polymers. The contract was awarded by NASA through the Jet Propulsion Laboratory.

Headed by Mark S. Trimmer, the project is directed toward the development of new soluble, thermally stable rigid-rod poly-

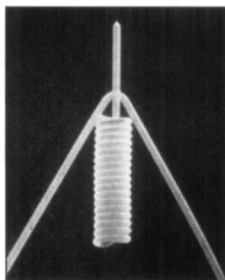


# We've Made It Easier To Focus Your Energies On A Nano Scale.

## Focused Ion Beam Columns

Choose a single-lens 25KeV gun that delivers spot diameters down to 100nm. Or a two-lens gun that puts up to 3 A/cm<sup>2</sup> on a spot as small as 25nm. Our high-stability liquid metal ion sources are simply the best in the business.

FEI Focused Ion Beam Columns are designed for use in Time-of-Flight SIMS, Auger Depth Profiling, Quantum Structure Fabrication, SIMS Imaging, Micro Cross-Sectioning, Integrated Circuit Repair, and Area- Selective Material Deposition, among others.

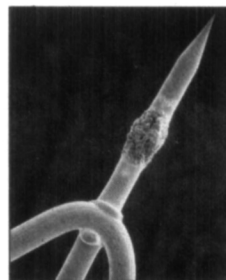


*SEM micrograph of Gallium LMI source.*

## Focused Electron Beam Columns

Choose a single-lens 25KeV gun that delivers spot diameters down to 50nm. Or a two-lens gun that puts up to 3000 A/cm<sup>2</sup> on a spot as small as 15nm. Schottky cathodes provide improved field emission with excellent current stability and high brightness.

FEI Focused Electron Beam Columns are designed for use in Scanning Auger Microscopy,



*SEM micrograph of Schottky field emission cathode.*

In Situ SEM, Electron Beam Lithography, E-beam Induced Deposition and RHEED, among others.

FEI focusing columns install easily on virtually any vacuum system. Standard flange mounts are 4½-inch or 6-inch Conflat type. Beam diameter is relatively insensitive to working distance, providing easier access to your specimen without sacrificing beam performance, even on very crowded vacuum systems.

For more information, call or write today. You'll find FEI's 18 years of research and successful applications of field emission technology make it easier than ever to focus your energies.



FEI Company  
19500 N.W. Gibbs Drive, Suite 100  
Beaverton, OR 97006-6907  
(503) 690-1500 FAX (503) 690-1509

mers which were shown to exhibit significant nonlinear optical characteristics during the Phase I period. The materials are considered promising because stable films and coatings of high optical quality can be prepared. The films and coatings

will be evaluated as wave guides for use in all-optical signal processing devices.

Maxdem will also receive a Phase I SBIR award from the Strategic Defense Initiative Organization to focus on the development of thermally stable, low dielectric polymers

for advanced electronic systems. This research, directed by Neil H. Hendricks, will take new soluble polyquinolines recently prepared under support from the NASA Langley Research Center's Polymer Branch to a more advanced stage of development. Project goals include demonstration of the efficacy of the polymers in high density microelectronics packaging, and development of prototype devices.

### Zeolite Sensors Cut Monitoring Costs

New sensor technology using zeolites will make it easier and less expensive to monitor levels of toxic substances and pollutants in the environment. The research, conducted jointly by the University of New Mexico and Sandia National Laboratories, could also have significant implications for monitoring medical and chemical processes.

According to Thomas Bein, assistant professor of chemistry at the University of New Mexico and head of the research team, sophisticated devices already exist to detect virtually every substance in the atmosphere, but the detection process is costly and cumbersome. Through the study of zeolites the research team, funded primarily by the National Science Foundation, has developed an alternative, lower cost technology.

The technology is based on combining thin film microcomposite coatings that have molecular recognition properties with acoustic wave devices. The films are derived from suspensions of small crystals of zeolites with pore sizes between 0.4 and 0.8 nm (e.g., zeolite Y, chabazite and ZSM-5) in hydrolyzed tetraethylorthosilicate. The films can be designed as single layers of zeolites protruding out of an amorphous SiO<sub>2</sub> matrix.

Bein estimates that about 70 different zeolite types have been identified, each with a different pore structure. Many of the zeolites match potentially harmful molecules found in the environment, such as benzene, ethanol, and carbon monoxide. Since the pores in one zeolite structure are all exactly the same, they can be used as a molecular sieve, admitting whichever substance matches their pore size and excluding all others that are larger.

The new detection devices which Bein and colleagues Kelly Brown, Kenneth A. Dean, C. Jeffrey Brinker and Gregory C. Frye are investigating will be about the size of a pocket radio and will cost substantially less than laboratory instrumentation, according to Bein. They could be planted on-site to provide constant monitoring. Tiny microchips would transmit a signal as soon

## NanoScope<sup>®</sup> II Scanning Probe Microscopes




Image of a Web-like Voronoi Tessellation Pattern of a Polystyrene Coating on Silicon: Sample prepared by CIE, University of Minnesota, and scanned at Digital Instruments.

## AFM: Yet More Power

Digital Instruments is now shipping the NanoScope AFM (Atomic Force Microscope, an ultra-low force profilometer) as an add-on option for the Nanoscope II.

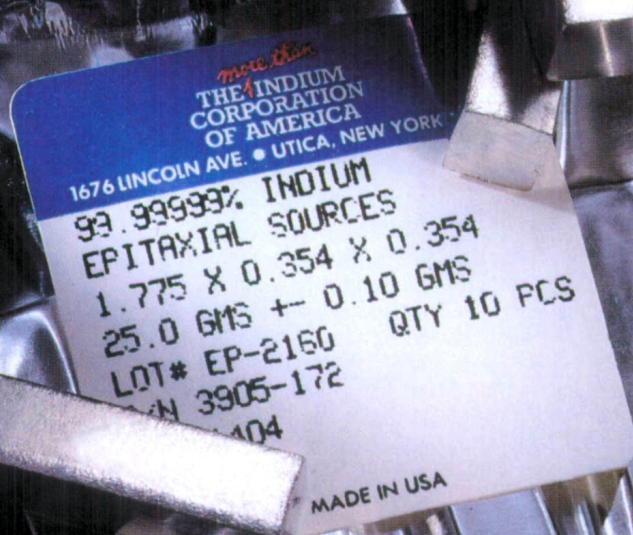
Features Include:

- Atomic Resolution
- Large scans up to 75 $\mu$  x 75 $\mu$
- Operation under liquid or in air (ref. Weisenhorn *et al*, Science, 16 Mar 90)
- No extra controllers needed

The NanoScope AFM is backed up by the experience Digital Instruments has gained in delivering over 300 STM (Scanning Tunneling Microscope) systems.

**di** Digital Instruments, Santa Barbara  
 FAX: 805-968-6627 • TEL: 805-968-8116  
 TOKYO: Toyo Corp. • FAX: 03 (279) 0852 • TEL: 03 (279) 0771

# High purity indium. When we say it is... it is.



At the Indium Corporation, we do more than say our high purity indium is pure. We certify it. And because our quality certifications reflect the integrity we've maintained for more than fifty years, you can believe they mean as much to us as they do to you.

Two factors are critical to certifications you can rely on; the supplier's experience in analyzing high purity indium and the use of analytical equipment suited to the purity level in question. Without both of these, the results can be misleading.

And you can end up paying more for less.

We have an edge when it comes to certifying that our indium is 6Nines, 6Nines5, 6Nines5WCI (With Controlled Impurities) or 7Nines pure. As a leading producer, we have complete control over our refinery feed stocks and, with a sophisticated SPC program, are able to select materials we know will yield the purity level we're after. Then, using analytical instruments with detection limits appropriate to the

purity level, such as OES or GDMS, our experienced analysts confirm predicted process results have been achieved.

When you order small epitaxial sources made to your exacting weight and dimensional tolerances or larger ingots for III-V crystal growth, we always provide you with a detailed and signed Certificate of Analysis and Conformance.

So, when you need high purity indium and want to be sure of what you're getting, just call the Indium Corporation. Because when we say it is ... it is.




**INDIUM CORPORATION OF AMERICA**

1676 Lincoln Avenue, Utica, NY 13502 • 315-768-6400 • FAX 315-768-6362 • Telex 937363 • Toll-free hotline 800-4INDIUM (800-446-3486)

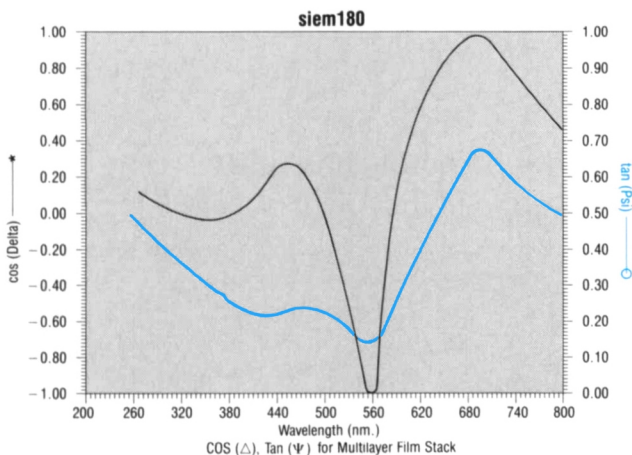
Australia (03)4391411 • BeNeLux, Fax Direct USA (315)7686362 • Canada, Fax Direct USA (315)7686362 • France (01)39557771

Hong Kong (03)7998138 • India (011)5723051 • Israel (03)9304294 • Italy (039)491514 • Japan (03)2740456  
Korea (02)7842253 • Mexico (915)5444457 • Philippines (02)850129 • Singapore 8611881 • Sweden (08)7405640 • Switzerland—Geneva (022)7336247,  
Zurich (01)7242222 • Taiwan (02)7712214 • United Kingdom (0234)213571 • West Germany (0702)183063



# SPECTROSCOPIC ELLIPSOMETER

The Rudolph Research s2000 is a fully automated research grade spectroscopic ellipsometer operating in the UV-VIS-NIR spectral region from 250-850 nm. Sophisticated, yet easy to use, software allows complete control of measurement protocols and modeling parameters. Applications include the determination of dielectric functions of materials in the bulk and thin-film phases, measurement of film thicknesses in complex multi-film stacks, investigations of the microstructure of microscopically non-homogeneous films, the determination of composition of non-stoichiometric materials, and many more. Call or write today to find out how a spectroscopic ellipsometer from Rudolph Research can provide new insights in your application.



|             |      |             |
|-------------|------|-------------|
| na = 1.0000 |      |             |
| f 1 HOM     | SiO2 | t = 30.0i   |
| f 2 EMA(i)  | poly | t = 3500.0i |
| f 3 HOM     | SiO2 | t = 1000.0i |
| Sub HOM     | Si   |             |

**RUDOLPH**

Rudolph Research,  
One Rudolph Road, Box 1000 Flanders, NJ 07836 (201) 691-1300  
FAX (201) 691-5480, Telex 5102352738

as even a miniscule trace of a specific pollutant is detected.

The U.S. Department of Energy recently approved a grant that will help the scientists take their research from the laboratory to the field. The team hopes to have the zeolite sensor devices actually monitoring the environment at selected sites within two or three years, according to Bein, who presented his research in April during the symposium on Materials for Sensors and Separations at 1990 MRS Spring Meeting in San Francisco.

## Ultrasound-Induced Collisions Enhance Reactivity of Metals

University of Illinois researchers have reported that ultrasound-induced collisions can make microscopic metal particles highly reactive. The ability to enhance the reactivity of metals used for catalysis makes ultrasound a potential moneysaver in industrial processes, the researchers say. Ultrasound can also strip metals of their unreactive coatings, freeing the pure, elemental metal inside to promote chemical reactions.

"Using ultrasound, we can enhance the reactivity of metal powders in some reactions almost a million-fold," said chemist Kenneth S. Suslick. "We should be able to replace expensive metal catalysts with metals that are normally less reactive, but also less expensive," he added.

Along with former graduate student Stephen J. Doktycz, Suslick collided particles in solution at speeds they say reached 1,000 miles per hour. Suslick and Doktycz calculated that the temperatures achieved at the point of collision were between 2600 and 3400°C, enough to melt and fuse zinc, chromium, nickel, tin, iron, and (to a lesser extent) molybdenum particles.

The researchers used a scanning electron microscope to photograph particles of different metals after collisions. Their photographs show spherical particles fused together by a thin neck, in a dumbbell shape. The shape results when the particles recoil from one another as they cool and solidify, said Suslick. After cooling, the stripped and fused particles remain reactive, he added.

Suslick's and Doktycz's investigations of sonochemistry were supported by the National Science Foundation.

## Prototype Superconducting Motor Developed

Using a higher-temperature superconducting coil produced by Argonne National Laboratory, the Reliance Electric Company has designed and manufac-

tured a prototype 10-watt direct-current electric motor. Although too small to be of commercial value, the prototype is providing scientific and technical data for engineers to use in developing larger, more practical motors. The Electric Power Research Institute (EPRI), which provided the funding for the joint project, hopes to transfer the success of the dc motor to alternating current designs used by the electric utility industry.

The superconducting coil uses over 300 inches of wire and has a current density of 100 A/cm<sup>2</sup> in a magnetic field of 150 gauss. Conventional motors with copper wire operate at a current density of 300 A/cm<sup>2</sup>. Although the magnetic field is not strong enough to make a practical motor, "this is 10 times what we were able to do a year ago," said Roger Poeppel, senior engineer with Argonne.

Argonne scientists initially created a superconducting material in powder form, then mixed it with acrylic to form a wire.

The wire was covered with electrical insulation and wound on a form to produce a coil. The coil was then heated to remove the acrylic, leaving a rigid, insulated ceramic helix. The motor's armature has conventional copper coils and sits above a small body of liquid nitrogen containing the coil.

### Mehrabian to be Carnegie Mellon President

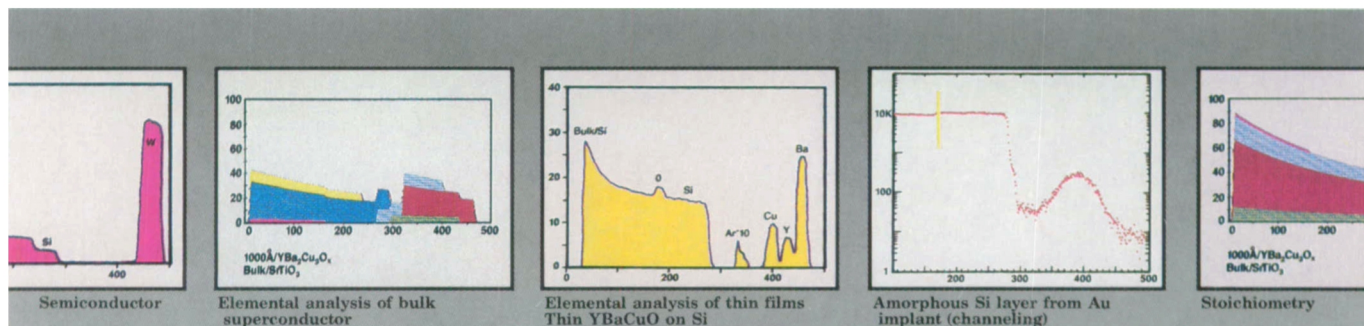
Robert Mehrabian, credited with leading the University of California at Santa Barbara's engineering college to national prominence, will soon be the next president of Carnegie Mellon University, Pittsburgh, Pennsylvania. He succeeds Richard M. Cyert, Carnegie Mellon president since 1972. Cyert, who will leave the post on June 30. Cyert is credited with Carnegie Mellon's rise both in international reputation and research expenditures.

During his tenure at UCSB Mehrabian initiated a doctoral program in materials

science, recruited more than 65 new faculty, and established seven research centers in areas such as robotics, high performance composites, compound semiconductors, and risk studies and safety in chemical and nuclear plants. Obtaining substantial funding from industry and government, UCSB's engineering college increased its budget sevenfold in six years. In 1986, UCSB completed construction of a new engineering building.

Mehrabian joined UCSB after four years in the federal government, first as chief of the Metallurgy Division, later as director of the Center for Materials Science at the National Bureau of Standards.

Mehrabian holds eight patents as co-inventor of new metalworking and composite fabrication processes. For the past six years he has been a member of Alcoa's Science and Technology Advisory Council and has been a consultant to numerous companies in the field of materials. He was one of the founders of Superconductor



## Automated RBS Surface Analysis System

The Model 3S-R10 is an automated Rutherford Backscattering System which combines the versatility of the 1 MV tandem Pelletron<sup>®</sup> manufactured by National Electrostatics with the fully automated RBS end station manufactured by Charles Evans and Associates.

The computer controlled, energy variable Pelletron accelerator provides helium beams to 3.3 MeV (and protons to 2.2 MeV). The Charles Evans' end station is complete with analysis software and full computer control. With simultaneous data collection and analysis, 100 samples or 100 positions on a single sample can be analyzed without operator intervention. The 3S-R10 is equipped for reliable, unattended operations.



RBS does not require reference standards and in most applications is nondestructive.





**National Electrostatics Corp.**

Graber Road, Box 310  
Middleton, Wisconsin 53562-0310  
Tel. 608/831-7600 • Telex 26-5430 • Fax 608/256-4103

NEW

# TOTALAB™ THERMAL ANALYSIS.

Precision is more affordable than ever.



Harrop's TOTALAB System is proof that thermal analysis instrumentation — DTA, TGA, and dilatometers — need not be expensive to be effective. TOTALAB is easy to use and designed for years of reliable operation. Analysis modules are available up to 1600°C. For data storage and more sophisticated analysis the new CYBER 702 digital data acquisition system is unique in its use of standard spreadsheet software. Or check out Harrop's traditional analog instrumentation. Either way, TOTALAB is the way to go for affordable — and effective — thermal analysis.

For more information, contact *Harrop Industries, Inc.*, 3470 E. Fifth Ave., Columbus, Ohio 43219-1797. Phone: 614/231-3621. TELEX: 810 482 1645 FAX: 614/235-3699.

**HARROP**  
INDUSTRIES, INC.



**FIRE OUR IMAGINATION!**

Technologies Incorporated and has published extensively in metallurgy and materials science.


Mehrabian earned a bachelor's degree in 1964 and a PhD in 1968 from the Massachusetts Institute of Technology. He is a member of the Materials Research Society and the National Academy of Engineering, and a Fellow of the American Society for Metals International.

## 1990 Franklin Medal Goes to David Turnbull

The Board of Trustees of the Franklin Institute awarded the Franklin Medal to Prof. David Turnbull of Harvard University, Cambridge, Massachusetts. In granting the award, the Franklin Institute cited Turnbull for "... his pioneering theoretical and experimental research in phase transitions in condensed matter, particularly in the formation of the amorphous state by normally crystalline materials."

The Franklin Medal, established in 1913, is one of the most distinguished U.S. awards to be given for important achievements in science and technology. Notable among previous recipients of the Franklin Medal are Guglielmo Marconi, Niels Bohr, Albert Einstein, Enrico Fermi, and Stephen Hawking.

During his career as a scientist at the General Electric Research Laboratory and, later, as a Gordon McKay Professor of Applied Physics at Harvard, David Turnbull, through theory and experiment, laid much of the groundwork for our modern understanding of transformations in metals and alloys. His elaboration of the mechanism of crystal nucleation established the principles to control the grain size of castings, and anyone who deals with diffusion or any kind of transformation in crystalline or amorphous solids, ultimately falls back on the understanding which stems from Turnbull's work.



David Turnbull received his BS degree from Monmouth College in 1936 and his PhD in physical chemistry from the University of Illinois in 1939. He left a faculty position at Case Institute of Technology to go to the GE Research Laboratory in 1946. From there he came to his present position at Harvard in 1962 as a Gordon McKay Professor of Applied Physics. He is a member of the National Academy of Science and is a Fellow of the American Chemical Society, the American Physical Society, and the American Academy of Arts and Sciences. He was awarded the Acta Metallurgica Gold Medal and the Von Hippel Award of the Materials Research Society in 1979. In 1986 he was awarded the Japan Prize (See the *MRS BULLETIN*, Vol. XI, No. 3, 1986). □