

# The Journal of Laryngology and Otology

EDITED BY  
G. H. BATEMAN

ASSISTANT EDITOR  
LIONEL TAYLOR

## Contents

Diathermy in Dissection Tonsillectomy and Retrograde Dissection Adenoidectomy . . . . .	C. REMINGTON-HOBBS	953
A Controlled Study Evaluation of Adeno-Tonsillectomy in Children (Part II) . . . . .	STUART R. MAWSON, PETER ADLINGTON and MAIR EVANS	963
✓Trauma to Larynx and Trachea Following Intubation and Tracheostomy . . . . .	DONALD CAMPBELL	981
Current Concepts of Nasal Septal Surgery . . . . .	M. A. O'BRIEN	987
Air-conditioning Comfort and the Upper Respiratory Tract . . . . .	J. C. A. ARCHARD	995
✓Alterations of the Smell Acuity Caused by Menthol . . . . .	ANTONIN NAUS	1009
✓Continuous Recording of the Sigmoid Sinus Pressure after Radical Neck Dissection . . . . .	HENRY TROUPP and JORMA TARKKANEN	1013
Blast Injuries of the Ear . . . . .	DARYAO SINGH and K. J. S. AHLUWALIA	1017
Clinical Records—		
Acute Suppurative Arthritis of the Knee Joint Following Tonsillectomy . . . . .	G. CHATTERJEE	1029
✓Otogenic Brain Abscess . . . . .	Y. C. YADAV and M. L. BHATIA	1031
The Diagnostic Value of Tinnitus Pitch . . . . .	ELLIS DOUEK and JOY REID	1039
Societies' Proceedings . . . . .		1043
General Notes		

## Headley Brothers Ltd

Ashford, Kent

# The Journal of Laryngology and Otology

(FOUNDED in 1887 by MORELL MACKENZIE and NORRIS WOLFENDEN)

EDITED BY

G. H. BATEMAN

ASSISTANT EDITOR  
LIONEL TAYLOR

1. Original articles which have not been published elsewhere are invited and should be sent to the Editor. They are considered for publication on the understanding that they are contributed to this *Journal* solely. Reproduction elsewhere, in whole or in part, is not permitted without the previous written consent of the Author and Editor and the customary acknowledgment must be made.

2. Manuscripts should be typewritten, on one side only of the paper, and well spaced. Captions to illustrations should be typed on a separate sheet and sent at the same time as original photographs, etc.

The Harvard system of recording references should be used, e.g. GREEN, C., and BROWN, D. (1951) *J. Laryng.*, 65, 33. Abbreviations of Journals should follow the style recommended in *World Medical Periodicals*, published by World Health Organization, 1952.

It is most important that authors should verify *personally* the accuracy of every reference before submitting a paper for publication.

3. Galley proofs and engraver's proofs of illustrations are sent to the author. Corrections, which should be kept to a minimum, must be clearly marked, and no extra matter added. Proofs should be returned within 5 days.

4. Illustration blocks will normally be held by the Printers for three years, after which they will be destroyed. Any author is entitled to have these returned to him, but a request for this must be sent within three years of the appearance of the article, to HEADLEY BROTHERS LTD., The Invicta Press, Ashford, Kent. Coloured illustrations will be charged to authors, unless a special grant is authorized by the Editor.

5. Orders for reprints must be sent when returning galley proofs, and for this purpose special forms are supplied.

6. Editorial communications may be addressed to THE EDITOR, *Journal of Laryngology*, c/o HEADLEY BROTHERS LTD., The Invicta Press, Ashford, Kent.

7. The annual subscription is five guineas sterling (U.S.A. \$15) post free, and payable in advance.

8. Single copies will be on sale at 12s. 6d. each; copies of parts up to Vol. LXIII which are available may be purchased at 7s. 6d. each.

9. All subscriptions, advertising and business communications should be sent to the publishers, HEADLEY BROTHERS LTD., The Invicta Press, Ashford, Kent.


## *United States of America*

Orders for this *Journal* may be sent through local booksellers, or to STECHERT-HAFNER, INC., 31-33 East 10th Street, New York, or direct to the publishers, HEADLEY BROTHERS LTD., The Invicta Press, Ashford, Kent, England.

© *Journal of Laryngology and Otology*, 1968

# PETERS AP/5 CLINIC AUDIOMETER

WITH SYNCHRONOUS MASKING



This new clinic audiometer of very advanced design offers:

- A continuous frequency range with continuously variable attenuation accurate and readable to less than 1 db.
- Synchronous masking. A new, accurate and speedier masking technique, which is semi-automatic.
- Narrow band masking for pure-tone measurements and white noise for speech.
- Automatic loudness balance switching.
- The SISI Test, the Rainville B.C. Test, automatic pulsing.
- Full speech facilities.
- Interchangeable slide and plug in sub-chassis.
- Operator checks of output and threshold.

Five additional features are offered by the still more advanced  
**PETERS AP/6 CLINIC AUDIOMETER**


Both audiometers can be used with the "PETERS" automatic  
**BÉKÉSY ACCESSORY**

write for full details to:

**ALFRED PETERS AND SONS LTD**  
 GELL STREET SHEFFIELD 3

Please mention *The Journal of Laryngology and Otology* when replying to advertisements

## Announcing . . . an Audiometer of exceptional distinction



### THE **AMPLIVOX** MODEL 103 DIAGNOSTIC AUDIOMETER

*to ISO Specification R389:1964*

A sophisticated design for the comprehensive evaluation of hearing acuity and the differential diagnosis of hearing impairments

- \* Easy-to-use controls for all tests from simple clinical to advanced research levels
- \* Narrow band masking for pure tone, wide band white noise for speech
- \* Unique masking threshold indicator
- \* Plug-in Adaptor for SISI and Lüscher Tests
- \* Unique Patient's Signal assists subject's concentration
- \* Photo-electric switching for noise-free operation
- \* Twin channel facilities with multiple switching for dozens of tests
- \* Plug-in circuit boards for ease of service
- \* Output for free field audiometry

*Please write for technical literature*

# AMPLIVOX

Hearing Centres, Ltd  
Beresford Avenue, Wembley, Middx. Tel: 01-902 8991

Please mention *The Journal of Laryngology and Otology* when replying to advertisements

---

THE **AMPLIVOX** MODEL 103  
DIAGNOSTIC AUDIOMETER  
*provides*

- \* Pure Tone by Air Conduction
- \* Pure Tone by Bone Conduction
- \* Narrow Band Masking
- \* Wide Band White Noise Masking
- \* Alternate Binaural Loudness Balance
- \* Simultaneous Binaural Loudness Balance
- \* Speech, Live Voice or Recorded
- \* SISI Test
- \* Lüscher DL Test
- \* SAL Test
- \* Rainville Test
- \* Shifting Voice
- \* Stenger Test, Pure Tone or Speech
- \* Tone Decay Test
- \* Output for Free Field Audiometry
- \* Talk-over Facility
- \* Dual Interrupters

*and many other features in an instrument of great flexibility*

*also* **CALIBRATION SERVICE,  
SCREENING, SPEECH, CLINICAL  
AND INDUSTRIAL AUDIOMETERS,  
MANUAL AND BÉKÉSY**

*plus* **AUDIOMETER BOOTHS,  
BEHAVIOURAL RESEARCH CABINS,  
EXAMINATION ROOMS**

A complete service  
for the Otologist including Ear Defenders, Hearing Aids, etc.



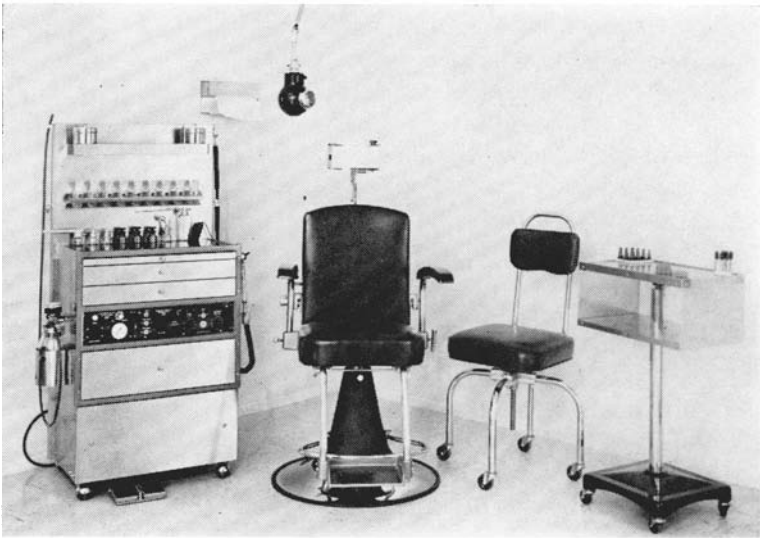
*Please write for comprehensive literature to meet your needs*

---

Please mention *The Journal of Laryngology and Otology* when replying to advertisements

Specifically designed for you and your patients. Precision-engineered, functionally-built equipment for the Ear, Nose and Throat and other Specialists.

S.M.R. keeps you and your patients' comfort and satisfaction in mind. Whatever your needs . . . whether they be for one unit or a completely equipped treatment room, you are assured of the finest . . . a room that reflects professional good taste.



Picture shows what can be done with small treatment room areas. The rooms are complete from the compact treatment unit to the physician's stool. Yet, this equipment fits easily and functionally into a small area. This is just one of many room arrangements available from S.M.R.



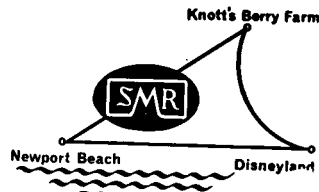
### STAINLESS STEEL POLISH

SMR Stainless Steel Polish cleans and preserves with superior results —ends fingerprints, watermarks and surface stains.

22 oz. economy size . . . \$2.50

### SURGICAL MECHANICAL RESEARCH INC.

P.O. Box 1185, Newport Beach, Calif. 92663  
FACTORY DIRECT SALES



Please send for our new catalog  
Direct factory sales, F.O.B. Newport Beach, Calif.

Please mention *The Journal of Laryngology and Otology* when replying to advertisements

# What clinicians say about ORBENIN

Clinicians have frequently testified to the success of Orbenin in the treatment of Gram-positive infections. World Literature now contains over 400 references to Orbenin.

Pneumonia  Lung Abscess  Tonsillitis  Pharyngitis  Acute bronchitis

Septicaemia

Boils  Carbuncles  Infected dermatoses

Osteomyelitis  Osteitis

Post-operative wound infections  Burns  Skin graft protection

Acute endocarditis

Staphylococcal enterocolitis  Staphylococcal urinary tract infections  
Staphylococcal meningitis

## Dosage

*Adults:* 500mg (2 capsules) four times daily, by mouth. 250mg (1 vial) by intramuscular injection, four times daily.

*Children:* Under 2 years—quarter adult dose. 2-10 years—half adult dose.

In severe infections the dosage may be increased.

## Contra-indications

Orbenin should not be given to patients with a penicillin allergy or administered by subconjunctival injection.

## Side-effects

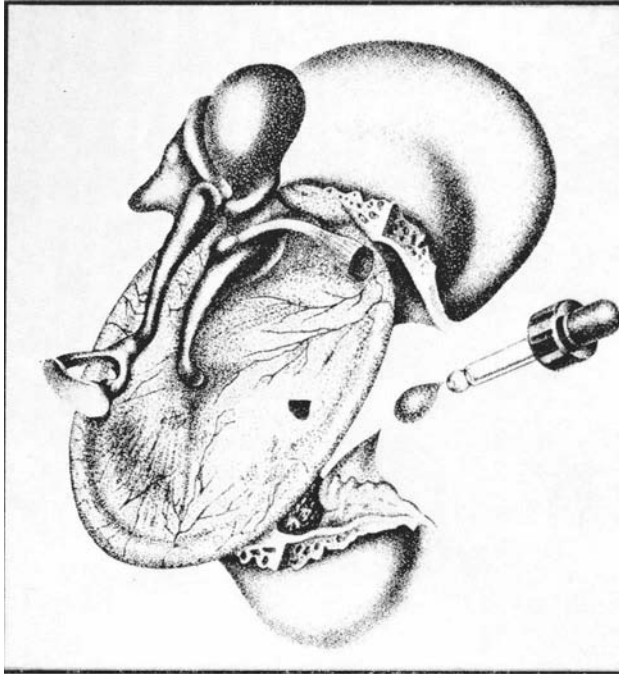
As with other penicillins.

*Additional information is available on request.*



Orbenin (Regd.) (cloxacillin sodium BP) is a product of British research at **Beecham Research Laboratories** Brentford, England. originators of the new penicillins.





## Any earache, any age new AUDAX Ear Drops relieves pain in minutes

AUDAX\* formulation is unique providing choline salicylate—a very effective local analgesic anti-inflammatory and anti-pruritic agent with its own spectrum of anti-microbial action together with a penetrant to assure direct contact with the painful area.

analgesic, antimicrobial  
anti-inflammatory, anti-pruritic

AUDAX Ear Drops are indicated in the following clinical conditions: acute and chronic otitis media, acute and chronic otitis externa, inflammation in the external auditory canal, and for the relief of pruritus and pain of boils and furuncles in the external auditory canal.

AUDAX Ear Drops contain no sensitising or irritant constituents.




Full information on request  
H R Napp Limited, Watford, England

\*AUDAX is a regd. trade mark. A new product of Napp Group Research—dedicated to Physician and Patient.

Please mention *The Journal of Laryngology and Otology* when replying to advertisements





## THE DROP THAT SOOTHES THE INFECTED EAR

'Otosporin' rapidly destroys virtually *all* bacteria commonly found in ear infections, reduces irritation, inflammation and pain. 'Otosporin' brand Drops contain polymyxin B sulphate, neomycin sulphate and hydrocortisone in a bland suspension designed to facilitate penetration. Issued in bottles of 5 ml.

## 'OTOSPORIN'

Full information is available on request.



**Burroughs Wellcome & Co. London**  
(The Wellcome Foundation Ltd.)


---

Please mention *The Journal of Laryngology and Otology* when replying to advertisements

# LINCO

**Instruments for Audiology**  
*Manufacturers and Distributors of  
 the World's leading makes*

## PAEDIATRIC AUDIOMETER AU-1



A small pure-tone, free-field Audiometer intended for hearing tests of Babies and young Children. Designed by staff of the Atomic Weapons Research Establishment at Aldermaston Berkshire to the specification of Dr. K. P. Murphy of the Audiology Research Unit in Reading. It is manufactured under licence from the United Kingdom Atomic Energy Authority

Price  
**£37 10s.**  
 ex works



*Our range includes instruments from the most eminent manufacturers throughout the world. Please let us know your needs*

**G. C. Johnson, Leyton Instrument Co. Ltd., 54 Albert Road, Caversham,  
 Reading, Berks Telephone: 0734 72293 Cables: Linco Reading**

# THE LARYNGOSCOPE

A Monthly Journal  
 devoted to the disease of  
**EAR, NOSE AND THROAT**

*Official organ for the American Laryngological  
 Rhinological and Otological Society*

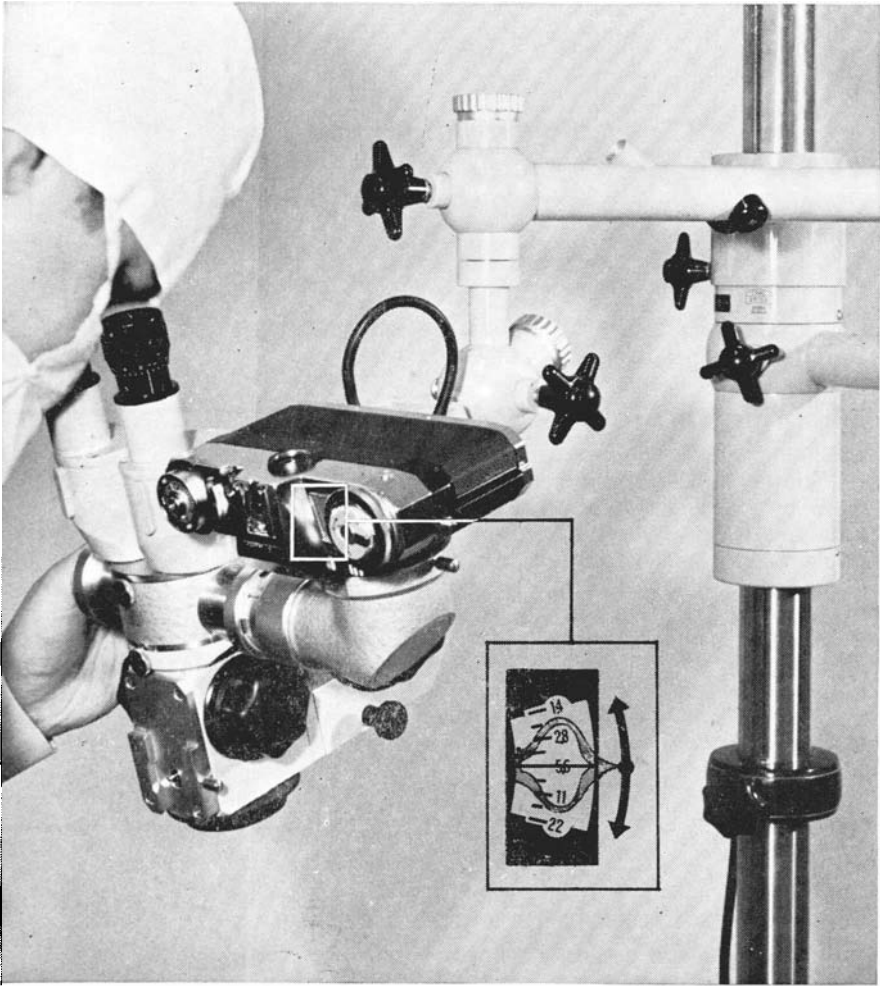
Price \$18.00 per year      Canada \$19.00 per year  
 Foreign \$19.00 per year

ESTABLISHED 1896

THEODORE E. WALSH, M.D.  
 EDITOR

517 SOUTH EUCLID AVENUE  
 SAINT LOUIS MO. 63110.

Please mention *The Journal of Laryngology and Otology* when replying to advertisements



# Operating Microscope 1

now available with:-

a) Special 80VA transformer and 50w bulb for improved higher intensity illumination for photography and when the Observation Tube is used. The transformer has a 4 position switch on the front panel with the following settings.  
Off-underrun 25 watts — normal  
50 watts — overrun 80 watts. The equipment can be fitted to existing microscopes and satisfies the M.O.H. safety recommendations.

b) New Contarex Super Camera with built-in exposure measuring device. Simply by rotating the aperture diaphragm until the indicator scale facing the observer shows the pointer in the correct position, a correcting exposed negative is obtained.

Demonstrations of the new equipment can be undertaken at Hospital departments. Full details on request from Carl Zeiss at Degenhardt & Co. Ltd., Carl Zeiss House, 20/22 Mortimer Street, London W1N 8AP 01-636 8050 (15 lines).

**ZEISS**

CARL ZEISS

West Germany

**Degenhardt**

Please mention *The Journal of Laryngology and Otology* when replying to advertisements

C I B A

The leading nasal decongestant

# Otrivine®

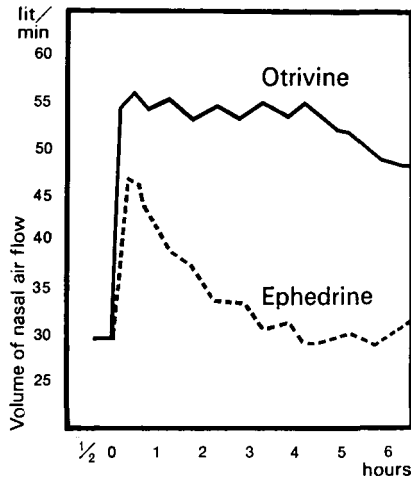
xylometazoline hydrochloride

Now well established as being clearly superior to ephedrine . . . . .

## Exceptionally prolonged effect

In a clinical trial\* the decongestant effects of Otrivine and ephedrine were compared, by measurement of nasal air flow in patients with acute rhinitis. From the diagram it can be seen that the duration of action of Otrivine (1:1000) is some three times greater than that of ephedrine (1:100).

The prolonged action of Otrivine means that at night, when nasal congestion is often most troublesome, a single application on retiring is likely to ensure a good night's sleep.



Comparison of the length of effect of Otrivine and ephedrine. \*Svenska lkttn. (1964) 61, 378 ▶

## Remarkable freedom from rebound hyperaemia

During world-wide clinical use only very occasional instances of rebound congestion have been reported with Otrivine. Rebound phenomena have often been demonstrated with ephedrine, however, occurring after as little as 90-120 minutes.

## No systemic effects

In contrast to ephedrine, which can sometimes produce deleterious effects on circulation, blood pressure, and cardiac activity, such effects are unlikely to occur following the use of Otrivine in the nose when used in the recommended dosage.

Basic NHS prices

0.1% Nasal spray and drops ½ fl. oz. 3s. 4d.

Paediatric 0.05% 10ml 3s. 0d.

(with special safety dropper)

Detailed information on request

C I B A Laboratories Limited, Horsham, Sussex

O/5

Please mention *The Journal of Laryngology and Otology* when replying to advertisements