

## Research

**Cite this article:** Krenn C, Horvath K, Jeitler K, Zipp C, Siebenhofer-Kroitzsch A, Semlitsch T. (2020) Management of non-specific low back pain in primary care – A systematic overview of recommendations from international evidence-based guidelines. *Primary Health Care Research & Development* 21(e64): 1–8. doi: [10.1017/S1463423620000626](https://doi.org/10.1017/S1463423620000626)

Received: 10 January 2020

Revised: 19 October 2020

Accepted: 10 November 2020





### Key words:

low back pain; primary care; systematic overview; clinical practice guidelines

### Author for correspondence:

Cornelia Krenn, Research Scientist, Institute of General Practice and Evidence-based Health Services Research, Medical University of Graz, Auenbruggerplatz 2/9, 8036 Graz, Austria. Email: [cornelia.krenn@medunigraz.at](mailto:cornelia.krenn@medunigraz.at)

# Management of non-specific low back pain in primary care – A systematic overview of recommendations from international evidence-based guidelines

Cornelia Krenn<sup>1</sup> , Karl Horvath<sup>1,2</sup> , Klaus Jeitler<sup>1,3</sup>, Carolin Zipp<sup>1</sup>, Andrea Siebenhofer-Kroitzsch<sup>1,4</sup>  and Thomas Semlitsch<sup>1</sup> 

<sup>1</sup>Institute of General Practice and Evidence-based Health Services Research, Medical University of Graz, Graz, Austria; <sup>2</sup>Division of Endocrinology and Diabetology, Department of Internal Medicine, Medical University of Graz, Graz, Austria; <sup>3</sup>Institute for Medical Informatics, Statistics and Documentation, Medical University of Graz, Graz, Austria and <sup>4</sup>Chronic Care and Health Services Research, Head of Working Group for Chronic Care and Health Services Research, Institute of General Practice, Goethe University Frankfurt am Main, Frankfurt, Germany

## Abstract

**Aim:** Systematic identification, characterization and analysis of recommendations concerning the diagnosis and treatment of non-specific low back pain (LBP) in primary care provided in international evidence-based guidelines from high-income countries. **Background:** LBP is one of the most common reasons for consulting a primary care physician and its prevalence is higher in high-income than in middle- or low-income countries. The majority of LBP is non-specific and treatment recommendations are not often based on high-quality and patient-oriented evidence. **Methods:** We systematically searched PubMed and major guideline databases from 2013 to 2020. Two independent reviewers performed literature selection and the quality assessment of included guidelines using the AGREE II tool. We extracted all relevant recommendations including the corresponding Grade of Recommendation. We grouped all included recommendations by topic and compared them to each other. **Findings:** This overview includes 10 current guidelines and overall 549 relevant recommendations. Recommendations covered aspects of assessment and diagnosis (15%), non-pharmacological interventions (46%), pharmacological interventions (26%), invasive treatments (8%) and multimodal pain management (5%). In total, 30% of all recommendations were strong and 57% weak or very weak. The proportion of recommendations for and against an intervention was 45% and 38%, respectively. The recommendations from the different guidelines were largely in good agreement. We identify only a small number of contradictory recommendations, mostly dealing with very specific interventions. **Conclusion:** In conclusion, current evidence-based guidelines published in high-income countries provide recommendations for all major aspects of the management of people with LBP in primary care. Recommendations from different guidelines were largely consistent. More than 50% of these recommendations were weak or very weak and a high proportion of recommendation advised against an intervention.

## Background

It is estimated that up to 84% of the general population will experience an episode of low back pain (LBP) during their lifetime and recurrence rates are high (Airaksinen *et al.*, 2006). The prevalence and incidence of LBP increases with age, and adults of working age are the most vulnerable group (Wong *et al.*, 2017). Prevalence is higher in high-income countries than in middle- or low-income countries (Hoy *et al.*, 2012) and non-specific LBP is one of the most common reasons for consulting a primary care physician. It is becoming a major global health concern and is responsible for rising costs (Hay *et al.*, 2017; Dorner, 2018). Non-specific LBP is defined as axial/non-radiating pain occurring primarily in the back with no signs of a serious underlying condition (such as cancer, infection or cauda equine syndrome), spinal stenosis or radiculopathy or another specific spinal cause (such as vertebral compression fracture or ankylosing spondylitis) (Va/DoD, 2017).

Primary health care professionals are involved in most of the care of patients with non-specific LBP (Nunn *et al.*, 2017), but are confronted with organizational, temporal and/or personnel constraints due, for example, to an oversupply of treatment options, time pressure and/or lack of confidence in new approaches to care (Traeger *et al.*, 2019).

In recent years, comprehensive research has sought to evaluate the management of LBP, but recommendations are not often based on high-quality and patient-oriented evidence (Ebell

© The Author(s) 2020. This is an Open Access article, distributed under the terms of the Creative Commons Attribution-NonCommercial-NoDerivatives licence (<http://creativecommons.org/licenses/by-nc-nd/4.0/>), which permits non-commercial re-use, distribution, and reproduction in any medium, provided the original work is unaltered and is properly cited. The written permission of Cambridge University Press must be obtained for commercial re-use or in order to create a derivative work.

*et al.*, 2017). The aim of evidence-based clinical pathways is to collect recommendations from international guidelines and to develop a structured plan of care with which to enhance quality and optimize the use of resources (Toy *et al.*, 2018).

The aim of this study was to systematically identify, characterize and analyze recommendations concerning the primary care of people with non-specific LBP from evidence-based international guidelines published in high-income WHO 'Stratum A' countries.

## Methods

### Literature search

To identify current guidelines on non-specific LBP, we initially searched PubMed and the guideline databases of the Guideline International Network (G-I-N), the National Guideline Clearinghouse (NGC), the Association of the Scientific Medical Societies in Germany (AWMF, 2017), the National Institute for Health and Care Excellence (NICE) and the Scottish Intercollegiate Guidelines Network (SIGN), from 2013 to May 2018. In addition, we hand searched the reference lists of included publications and the websites of medical associations that deal with the topic, and contacted experts in the field. In September 2020, an update search was performed in PubMed and the guideline databases, with the exception of NGC, which was closed in July 2018. We used a combination of Medical subject headings (MeSH) and key words associated with back pain as search terms. The search strategies are described in the appendix (electronic supplementary materials).

### Selection process

Guidelines had to fulfill all of the following criteria to be included in our systematic overview:

- A target population of people, any age and sex, with non-specific LBP (LBP not attributable to a recognizable, known specific pathology (eg, infection, tumor, osteoporosis, fracture, metabolic disease, inflammatory arthritis))
- The inclusion of recommendations on diagnosis and/or therapy for non-specific LBP
- Published in an industrial nation, as defined by the WHO Health report 2003 (Stratum A) (WHO, 2003)
- The guideline development process had to include a systematic search for evidence and information on Level of Evidence (LoE) and/or Grade of Recommendation (GoR)
- Published in English or German
- Published in 2013 or later and still valid (documentation of expiry date). The cut off date of 2013 was chosen because there is an international consensus that guidelines should be updated at least every five years. Guidelines published before 2013 were classified as non-valid.

Two reviewers (C.Z., K.J. and T.S.) independently assessed the titles and abstracts of all identified publications for eligibility. The full texts of potentially eligible publications were examined by two reviewers (C.Z., K.J. and T.S.) independently. Discrepancies were resolved by discussion, or with the help of a third reviewer. We excluded publications with identical citations as duplicates. Different publications on the same guideline from different literature sources were all included and cited, and the most recent recommendations extracted.

### Quality assessment

The methodological quality of all included guidelines was assessed using the validated guideline appraisal tool of the Appraisal of Guidelines for Research and Evaluation Collaboration (AGREE II) (AGREE Next Steps Consortium, 2017; Brouwers *et al.*, 2010). It consists of 23 items grouped into six domains, and an overall guideline quality score. Each item, as well as overall guideline quality, is rated on a 7-point Likert scale ranging from 1 point (strong disagreement/poor quality) to 7 points (strong agreement/high quality). For each domain, we calculated the scaled domain score by summing up the scores assigned to the respective items by the individual reviewers, and the total as a percentage of the maximum possible score for the domain (Hoffmann-Esser *et al.*, 2018). To distinguish between high- and low-quality guidelines, we rated the guidelines. Overall assessment scores  $\geq 6$  points were indicating high, scores between 4 points and 5.9 points moderate and scores  $< 4$  points low quality. Two reviewers with experience in guideline quality assessment (T.S. and C.K.) appraised each guideline independently. We resolved any disagreements by consensus or by consultation with a third review author (KH, KJ).

### Data extraction

Data extraction for each study was performed by two independent reviewers (C.K. and C.Z.), and discrepancies were resolved by consensus. We used a predesigned data collection form to extract data on title, main topic of the guideline, publishing organization, country of origin, year of publication and the number of included recommendations.

All recommendations concerning individual patient management in primary care were extracted, along with their respective GoRs and/or LoEs. We excluded general recommendations directed at the health care system as a whole, such as public health strategies. Since the guidelines used differing approaches to grade the strength of their recommendations, we developed a standardized grade of recommendation system for this overview (GoR 'A' for strong, GoR 'B' for moderate, GoR 'C' for weak, GoR 'D' for very weak recommendations and 'EC' for expert consensus).

To provide a systematic overview of the international guidelines, we grouped all included recommendations by topic, and compared them to each other.

## Findings

### Findings of the literature search

Our search in guideline databases and in PubMed yielded 1542 results (date of last search: 11 September 2020). We excluded 1486 publications by consensus on the basis of their titles and abstracts, leaving 56 publications for further examination. After examining the full text of the selected publications, we included 10 as relevant for our overview. The additional hand search and contacting experts in the field resulted in two further relevant publications. Thus, 12 publications on 10 guidelines (NICE, 2016; NVL, 2017; ACP *et al.*, 2017; Bernstein *et al.*, 2017; KCE, 2017; VA/DoD, 2017; Wenger and Cifu, 2017; BMASK, 2018; CCGI, 2018; ICSI, 2018; ACOEM, 2019; NASS, 2020) were included in the overview. Details on the literature search and selection process can be found in Figure 1. Details of excluded studies and reasons for exclusion are reported in the appendix (electronic supplementary materials).

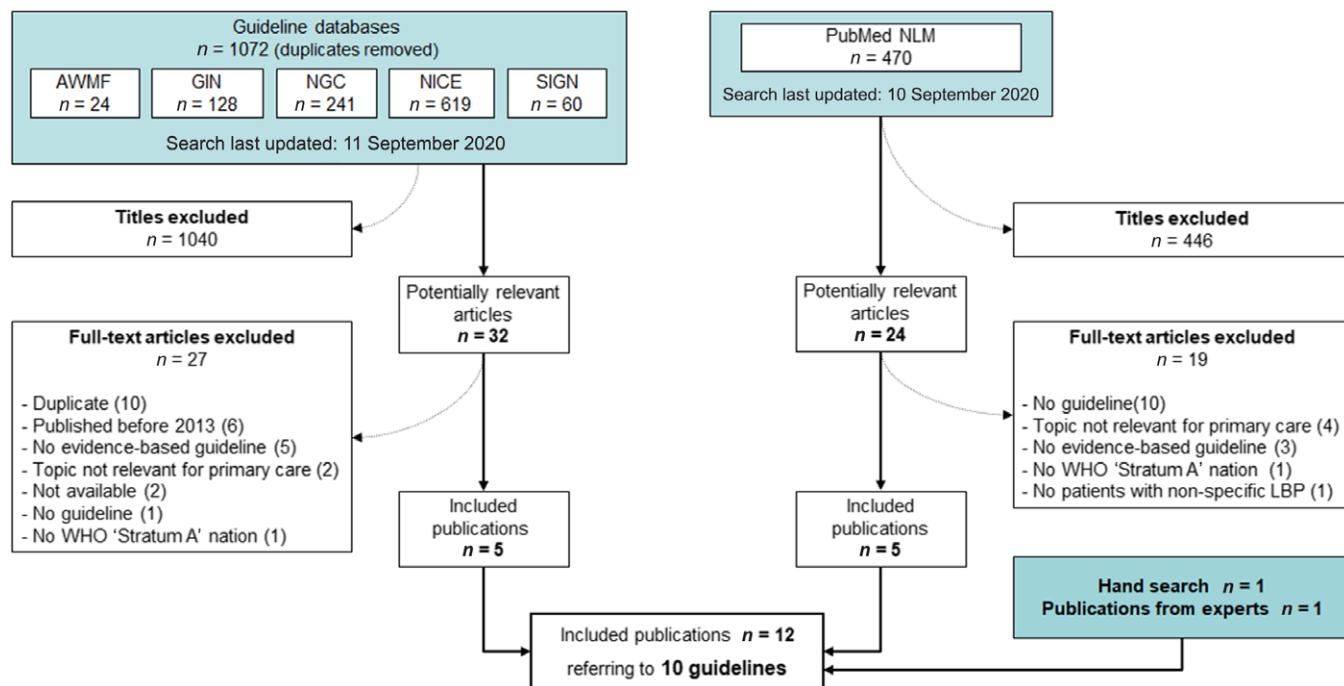


Figure 1. Flow chart of guideline selection process.

### Guideline characteristics

Nine guidelines addressed the overall management (diagnosis and/or treatment) of people with LBP (NICE, 2016; ACP *et al.*, 2017; KCE, 2017; NVL, 2017; VA/DoD, 2017; BMASK, 2018; ICSI, 2018; ACOEM, 2019; NASS, 2020). The remaining guideline dealt with the specific aspect of spinal manipulative therapy (CCGI, 2018). Five guidelines were issued by professional associations from the US (ACP *et al.*, 2017; VA/DoD, 2017; ICSI, 2018; ACOEM, 2019; NASS, 2020). One guideline each was published in the UK (NICE, 2016), Canada (CCGI, 2018), Germany (NVL, 2017), Belgium (KCE, 2017) and Austria (BMASK, 2018). Guidelines' publication dates ranged from 2016 (NICE, 2016) to 2020 (NASS, 2020). For details on the characteristics of the included guidelines, see Table 1.

The number of recommendations extracted from each guideline ranged from 178 from the ACOEM guideline (ACOEM, 2019) to 3 recommendations from the ACP, which gave only very general recommendations (ACP *et al.*, 2017).

### Quality of included guidelines

The mean overall AGREE II score was 5.4 (SD 0.9) out of a maximum of 7 points. Three guidelines were judged to be of high quality (NICE, 2016; NVL, 2017; CCGI, 2018) and seven of moderate quality (ACP *et al.*, 2017; ICSI, 2017; KCE, 2017; VA/DoD, 2017; BMASK, 2018; ACOEM, 2019; NASS, 2020). We judged no guideline to be of low quality. The guideline with the highest score was the NICE-guideline 'LBP and Sciatica in Over 16s: Assessment and Management' (NICE, 2016). The guideline rated lowest was 'Low back disorders' developed by ACOEM (ACOEM, 2019). An examination of the individual AGREE II domains showed that most of the guidelines achieved high scores in 'Scope and Purpose', in which guideline objectives are analyzed,

and disease and target populations described, and in 'Clarity of Presentation', which evaluates the clarity of recommendations and ease of their identification. The AGREE II domain with the lowest scores in most of the guidelines was 'Applicability', which analyzes the description of potential facilitators and barriers to the use of the guideline, potential resource implications and monitoring criteria. Table 2 shows all AGREE II domain scores and the overall quality scores for each guideline.

### Overview of guideline recommendations

From the 10 included guidelines, we identified 549 recommendations of relevance to diagnosis and management of non-specific LBP in primary care. We assigned all extracted recommendations to one of five topics: assessment and diagnosis, non-pharmacological interventions, pharmacological interventions, invasive treatments and multimodal pain management. The majority of recommendations (46%) coming from all 10 guidelines referred to non-pharmacological interventions, the fewest (5% from 7 guidelines) to multimodal pain management.

The proportion of recommendations associated with the highest level of recommendation was 30%. The proportion of recommendations associated with low levels of recommendation or based on expert consensus was 57%. In total, 11% of recommendations were moderately strong.

Of all recommendations, 45% were in favor of the implementation of the respective interventions and 38% were recommendations against an intervention. Recommendations neither for nor against an intervention were given in 16%. Recommendations for non-pharmacological and invasive interventions showed the highest proportion of recommendations against the implementation of the respective intervention with 49% and 52%, respectively. The lowest proportion of recommendations against interventions (12%) was for multimodal pain management.

**Table 1.** Characteristics of included guidelines

Guideline	Year of Publication	Title	Publisher	Country	Main Topic	Number of relevant recommendations
ACOEM	2019	Low back disorders – Update 2019	American Collage of Occupational and Environmental Medicine	USA	Treatment of LBP	178
ACP	2017	Noninvasive treatments for acute, subacute and chronic low back pain: a clinical practice guideline from the American College of Physicians	American College of Physicians	USA	Noninvasive treatment of LBP	3
BMASK	2018	Update der evidenz- und konsensbasierten Österreichischen Leitlinie für das Management akuter, subakuter, chronischer und rezidivierender unspezifischer Kreuzschmerzen 201	Bundesministerium für Arbeit, Soziales, Gesundheit und Konsumentenschutz	Austria	Treatment of non-specific LBP	91
CCGI	2018	Spinal manipulative therapy and other conservative treatments for low back pain: a guideline from the Canadian Chiropractic Guideline Initiative	Canadian Chiropractic Guideline Initiative	Canada	Spinal manipulative therapy and other conservative treatments for LBP	4
ICSI	2018	Adult acute and subacute LBP – Update 2018	Institute for Clinical Systems Improvement	USA	Diagnosis and treatment of LBP	12
KCE	2017	LBP and radicular pain: evaluation and management	Belgian Health Care Knowledge Center	Belgium	Diagnosis and treatment of LBP and radicular pain	33
NASS	2020	Diagnosis and treatment of low back pain	North American Spine Society	USA	Diagnosis and treatment of LBP	73
NICE	2016	Low back pain and sciatica in over 16s: assessment and management	National Institute for Health and Care Excellence	UK	Diagnosis and treatment of LBP and sciatica	34
NVL	2017	Nationale VersorgungsLeitlinie Kreuzschmerz	Bundesärztekammer; Kassenärztliche Bundesvereinigung; Arbeitsgemeinschaft der Wissenschaftlichen Medizinischen Fachgesellschaften	Germany	Treatment of acute or chronic non-specific LBP	84
VA/DoD	2017	VA/DoD clinical practice guideline for diagnosis and treatment of LBP	Department of Veterans Affairs; Department of Defense	USA	Diagnosis and treatment of LBP	37

ACOEM = American College of Occupational and Environmental Medicine; ACP = American College of Physicians; BMASK = Bundesministerium für Arbeit, Soziales, Gesundheit und Konsumentenschutz; CCGI = Canadian Chiropractic Guideline Initiative; DoD = Department of Defense; ICSI = Institute for Clinical Systems Improvement; KCE = Belgian Health Care Knowledge Center; LBP = Low Back Pain; NASS = North American Spine Society; NICE = National Institute for Health and Care Excellence; NVL = Nationale VersorgungsLeitlinie; VA = Veterans Affairs.

For a summary and comparison of the strength and direction of all recommendations categorized by topic, see Table 3.

### Assessment and diagnosis

Eight of 10 guidelines (NICE, 2016; NVL, 2017; KCE, 2017; VA/DoD, 2017; BMASK, 2018; ICSI, 2018; ACOEM, 2019; NASS, 2020) presented recommendations relevant to this topic. The recommendations mainly addressed the physical examination and medical history, diagnostic assessment by imaging and the assessment of psychosocial and workplace factors, the latter two mainly concerning the risk of pain chronicity.

While the majority of recommendations agreed, we also found some contradictory recommendations from different guidelines.

In individuals with acute LBP without the presence of red flags, six guidelines (NICE, 2016; NVL, 2017; KCE, 2017; VA/DoD, 2017; BMASK, 2018; ICSI, 2018) recommended strongly against any further diagnostic imaging. In contrast, the most recent guideline indicated that there is insufficient evidence to make a recommendation for or against obtaining imaging (NASS, 2020). The authors of this guideline cite an RCT from 2002 as the basis for their recommendation. In contrast, the authors of the NVL, for example, base their recommendation on the results of a systematic review from 2009.

Recommendations concerning specific investigation procedures for diagnosing LBP (X-ray, magnet resonance imaging, computed tomography, myelography, bone scanning, single-photon emission computed tomography, electromyography, ultrasound,

**Table 2.** Methodological quality of the included guidelines (AGREE II scores)

Guideline	Domain 1: Scope and Purpose <sup>a</sup>	Domain 2: Stakeholder Involvement <sup>a</sup>	Domain 3: Rigor of Development <sup>a</sup>	Domain 4: Clarity of Presentation <sup>a</sup>	Domain 5: Applicability <sup>a</sup>	Domain 6: Editorial Independence <sup>a</sup>	Overall assessment (Rank) <sup>b</sup>
NICE 2016	94%	75%	96% <sup>d</sup>	97%	42%	88%	7 (1)
CCGI 2018	94%	58%	88%	69% <sup>c</sup>	60% <sup>d</sup>	71%	6 (2)
NVL 2017	83%	94% <sup>d</sup>	90%	94%	17%	100% <sup>d</sup>	6 (2)
ICSI 2018	75% <sup>c</sup>	78%	68%	86%	33%	92%	5.5 (4)
NASS 2020	100% <sup>d</sup>	67%	85%	86%	21%	75%	5.5 (4)
VA/DoD 2017	89%	81%	82%	100% <sup>d</sup>	10%	17%	5.5 (4)
ACP <i>et al.</i> 2017	94%	44%	80%	86%	10%	71%	5 (7)
BMASK 2018	94%	44% <sup>c</sup>	48% <sup>c</sup>	92%	15%	54% <sup>c</sup>	4.5 (8)
KCE 2017	83%	61%	75%	89%	40%	50%	4.5 (8)
ACOEM 2019	97%	53%	74%	78%	6% <sup>c</sup>	17%	4 (10)
<b>Mean score [SD]</b>	90.3% [7.7]	65.5% [16.5]	78.6% [13.6]	87.7% [9.1]	25.4% [17.6]	63.5% [29.0]	5.4 [0.9]

<sup>a</sup>Scaled domain scores: percentage of maximum possible score.

<sup>b</sup>Overall assessment: 1 point = lowest possible quality, 7 = highest possible quality.

<sup>c</sup>Lowest score.

<sup>d</sup>Highest score. ACOEM = American College of Occupational and Environmental Medicine; ACP = American College of Physicians; BMASK = Bundesministerium für Arbeit, Soziales, Gesundheit und Konsumentenschutz; CCGI = Canadian Chiropractic Guideline Initiative; DoD = Department of Defense; ICSI = Institute for Clinical Systems Improvement; KCE = Belgian Health Care Knowledge Center; NASS = North American Spine Society; NICE = National Institute for Health and Care Excellence; NVL = Nationale VersorgungsLeitlinie; VA = Veterans Affairs.

fluoroscopy, videofluoroscopy, discography, myelography) were given only in two guidelines published in the US (ACOEM, 2019; NASS, 2020). For them, we did not identify any discordant recommendations.

### Non-pharmacological interventions

All 10 guidelines (NICE, 2016; NVL, 2017; ACP *et al.*, 2017; KCE, 2017; VA/DoD, 2017; BMASK, 2018; CCGI, 2018; ICSI, 2018; ACOEM, 2019; NASS, 2020) included recommendations on non-pharmacological intervention, which account for nearly 50% of all relevant recommendations. The topics of non-pharmacological interventions mainly cover areas such as physical activity, patient education, psychosocial interventions, manual therapies, alternative treatments and medical devices. The latter areas in particular provide recommendations for a variety of specific interventions. For this topic, 30% of recommendations were graded as strong.

In general, non-pharmacological interventions with or without additional pharmacological therapy were consistently recommended in all guidelines as a first-line intervention for non-specific LBP. However, there were some inconsistent recommendations between the guidelines in terms of the specific interventions, especially the use of different medical devices. Three to four guidelines, explicitly recommend against the use of laser therapy (NVL, 2017; ACOEM, 2019; NASS, 2020), therapeutic ultrasound (NICE, 2016; NVL, 2017; KCE, 2017; NASS, 2020), interferential therapy (NICE, 2016; NVL, 2017; KCE, 2017) or transcutaneous electrical nerve stimulation (NICE, 2016; NVL, 2017; KCE, 2017) for managing chronic LBP. In contrary, according to one European guideline (BMASK, 2018), all these interventions can be used in the course of treatment of chronic LBP. Furthermore, self-applications of cryotherapies are recommended in the US guidelines (ICSI, 2018; ACOEM, 2019), while two European guidelines (NVL, 2017; BMASK, 2018) stated that cold therapy should not be used.

### Pharmacological interventions

In total, 26% of all relevant recommendations, from 9 out of 10 guidelines, addressed the topic of pharmacologic treatment of LBP. Interventions for which we found the majority of recommendations included pain medication (non-steroidal anti-inflammatory drugs, paracetamol, opioids and others), muscle relaxants, steroids, antidepressants, antiepileptic medication and others (eg, vitamins and supplements). On one hand, recommendations addressed the topic in a generalized way and on the other hand dealt with specific interventions. Often these were recommendations that advised against an intervention (49%).

The vast majority of recommendations were in agreement and only a small number of contradictory recommendations consisted of different guidelines. However, these also concerned the use of antidepressants for the treatment of LBP. While three guidelines (NICE, 2016; NVL, 2017; NASS, 2020) recommended against the use of antidepressants, two guidelines (VA/DoD, 2017; ACOEM, 2019) actually recommended the use of certain antidepressants and two further guidelines stated that the use of antidepressants was possible in certain situations (KCE, 2017; BMASK, 2018). We also found some disagreement between recommendations concerning the use of paracetamol, antiepileptic medications and the intravenous administration of drugs.

### Invasive treatments

Recommendations concerning invasive treatments such as surgical procedures, spinal injections, intradiscal steroid injections and sacroiliac or facet joint injections, trigger point injections, radiofrequency denervation and spinal cord stimulation were made in eight guidelines (NICE, 2016; KCE, 2017; NVL, 2017; VA/DoD, 2017; BMASK, 2018; ICSI, 2018; ACOEM, 2019; NASS, 2020).

Most guidelines recommended against an invasive therapy option to treat non-specific LBP or made no recommendation

**Table 3.** Summary and comparison of the strength and direction of all identified recommendations categorized by topic

Topic	Number of guidelines	Number of recommendations	Grade of recommendations					Direction of recommendations			
			Strong	Moderate	Weak	Very weak	Based on EC	PP/Other	In favor of intervention	Against intervention	Neither for nor against intervention
<b>Overall</b>	<b>10</b>	<b>549 (100%)</b>	<b>30%</b>	<b>11%</b>	<b>23%</b>	<b>10%</b>	<b>24%</b>	<b>2%</b>	<b>45%</b>	<b>38%</b>	<b>16%</b>
Assessment and diagnosis	8	82 (15%)	35%	7%	21%	12%	23%	1%	48%	39%	13%
Non-pharmacological interventions	10	255 (46%)	30%	12%	24%	10%	21%	3%	50%	32%	18%
Pharmacological interventions	9	145 (26%)	28%	11%	20%	9%	28%	3%	36%	49%	16%
Invasive treatment	8	42 (8%)	19%	10%	26%	14%	29%	2%	21%	52%	26%
Multimodal pain management	7	25 (5%)	28%	8%	36%	4%	24%	0%	88%	12%	0%

EC = expert consensus; PP = practice point.

for or against the use of an intervention (26%). However, we identified some discrepancies in the recommendations, for example two European guidelines (NICE, 2016; KCE, 2017) recommended the use of radiofrequency denervation for management of chronic LBP, while one US guideline (ACOEM, 2019) recommended against the use and another US guideline (VA/DoD, 2017) stated inconclusive evidence to recommend for or against this intervention. Other minor discrepancies concerned the use of trigger point or facet joint injections and spinal cord stimulation.

### Multimodal pain management

Multimodal pain management (including multidisciplinary programs based on a biopsychosocial approach) for the management of chronic LBP was addressed in 7 out of 10 guidelines (NICE, 2016; KCE, 2017; NVL, 2017; VA/DoD, 2017; BMASK, 2018; CCGI, 2018; ACOEM, 2019).

Recommendations for this topic account to only 5% of all relevant recommendations and are, moreover, mostly general. We did not identify any discordant recommendations. The proportion of recommendations in favor of these intervention ('DO') was high (88%), but only few recommendations were graded as strong (28%).

### Discussion

Our research resulted in 10 relevant guidelines of sufficient methodological quality. Recommendations from these guidelines addressed largely all topics relevant to the management of LBP in primary care and included the topics assessment and diagnosis, non-pharmacological treatment, pharmacological treatment, invasive treatment and multimodal pain management. While about a third of the recommendations were strong recommendations, about half of the recommendations were associated with only low or very low grades of recommendations. A high proportion of recommendations advised against certain interventions. The recommendations from the different guidelines, in particular, the more general recommendations on diagnosis and therapy strategy, were largely in good agreement. Only a small number of contradictory recommendations consisted of different guidelines. Mostly these recommendations dealt with very specific interventions, for example different medical devices. However, they also concerned important topics like diagnostic imaging for acute back pain or the use of antidepressant drugs in the treatment of LBP.

One possible reason for conflicting recommendations is the different assessment of the underlying evidence. For example, both the ACOEM 2019 and the NICE 2016 guidelines base their respective recommendations for and against the use of duloxetine in the treatment of chronic LBP on the same three RCTs (Skjarevski *et al.*, 2009; Skjarevski *et al.*, 2010a; 2010b). However, NICE judged the risk of bias in these studies to be high. Authors of guidelines can also derive a recommendation against the respective intervention from insufficient evidence or determine that a recommendation for or against the intervention is not possible. Discrepancies in recommendations may also result from different methods of evidence selection and varying interests among guideline development groups, differing health care systems and differences between countries.

What was noticeable about all the guidelines was that they contained a large number of recommendations against the implementation of interventions. One reason for this is that unnecessary or even harmful interventions are often used in the treatment of

people with LBP (Mafi *et al.*, 2013; Jenkins *et al.*, 2018), and the guideline authors want to prevent this (eg, the use of opioids for pain management or imaging tests in the assessment of acute LBP). However, negative recommendations also seem to reflect an insufficient or inconclusive evidence base.

We identified one other current overview on the topic of guideline recommendations for the management of people with LBP (Oliveira *et al.*, 2018). In contrast to our study, this review also included guidelines from non-WHO ‘Stratum A’ countries (Africa, Brazil, Malaysia, Mexico and the Philippines) but limited the number of guidelines to one per country. While we used a validated tool (AGREE II) to assess the quality of the guidelines included, this was not the case in the review by Oliveira. No analysis of the proportion of recommendations in each level of recommendation category or the proportion of recommendations for or against intervention was carried out. Oliveira *et al.* found disagreement between recommendations from different guidelines concerning the use of paracetamol, herbal medicine, muscle relaxants, acupuncture and spinal manipulation. No analyses on the proportion of disagreeing recommendations were carried out.

Our overview has several strengths. To our knowledge, it is the most current review on the subject with the last search carried out in September 2020. In addition, we only included evidence-based guidelines, thus minimizing the risk of bias. We thoroughly assessed the methodological quality of the included guidelines with the AGREE II instrument. By analyzing the topics on which guidelines give recommendations, the corresponding grades of recommendations and discrepancies, we provide an overview of current guideline recommendations on which a clinical pathway can be based. Our overview also highlights the fact that even with evidence-based guidelines there are still important differences in the overall quality of the guidelines, the consideration of risk of bias in the underlying evidence and therefore in the trustworthiness of the respective recommendations.

Limitations of this study were the exclusion of guidelines that were not published in English or German and the restriction to guidelines from high-income WHO ‘Stratum A’ countries. This approach was chosen because LBP is a particular problem in industrialized countries (Hoy *et al.*, 2012) and we therefore considered guidelines from nations in which back pain plays a relatively minor role within the health care system to be of lesser relevance. Another reason for the restriction to stratum A countries is that it can be assumed that the medical services available are comparable to those in the Austrian health system.

Further research should carry out in-depth analyses of the reasons for discrepancies in recommendations (both in terms of recommendations to the contrary and of varying degrees of recommendation). Why do guidelines, which have all carried out systematic searches as indicated in the methodology, nevertheless use different literature for their evidence base? Why guidelines arrive at different recommendations based on the same evidence? Similar reviews and analyses should also be carried out on guidelines for other diseases. Results can then inform the development of methodologically high-quality guidelines with reliable recommendations and identify research needs in terms of the evidence base for interventions. There is also need for research on the development of structured clinical pathways based on such guidelines.

## Conclusion

Current evidence-based guidelines published in stratum A countries provide recommendations for all major aspects of the

management of people with LBP in primary care. However about 50% of these recommendations are weak or very weak. The majority of available recommendations addressed non-pharmacological interventions. In total, 38% of recommendations were Do not recommendations, advising against an intervention. Recommendations from different guidelines were largely consistent, but we found some disagreeing recommendations mostly for specific interventions. However, they also concerned important topics like diagnostic imaging for acute back pain or the use of antidepressant drugs in the treatment of LBP.

**Supplementary material.** To view supplementary material for this article, please visit <https://doi.org/10.1017/S1463423620000626>

**Acknowledgments.** We would like to thank Phillip Elliott for editing the manuscript.

**Financial Support.** This work was supported by the Main Association of Austrian Social Security Institutions (<http://www.hauptverband.at>). This manuscript is based on the report “Behandlungspfad: Nicht-spezifischer Rückenschmerz auf Primärversorgungsebene”.

**Conflicts of Interest.** None.

**Author’s Contribution.** C.Z., K.J. and T.S. searched the literature. C.K. and T.S. assessed the quality of the guidelines. C.K. and C.Z. extracted and synthesized the data. Synthesis of the data was amended by K.H. and T.S. The manuscript was drafted by C.K. and T.S. All authors revised drafts of the manuscripts and approved the final version.

## References

- AGREE Next Steps Consortium (2017) The AGREE II Instrument [Online]. Retrieved December 2017 from <http://www.agreetrust.org>.
- Airaksinen O, Brox JI, Cedraschi C, Hildebrandt J, Klaber-Moffett J, Kovacs F, Mannion AF, Reis S, Staal JB, Ursin H and Zanoli G (2006) Chapter 4. European guidelines for the management of chronic nonspecific low back pain. *European Spine Journal* 15(Suppl 2), S192–S300.
- American College of Occupational and Environmental Medicine (ACOEM) (2019) Low back disorders [Online]. Retrieved 10 September 2020 from <https://acoem.org/Guidance-and-Position-Statements/Guidelines>.
- American College of Physicians (ACP), Qaseem A, Wilt TJ, McLean RM and Forcica MA (2017) Noninvasive treatments for acute, subacute, and chronic low back pain: a clinical practice guideline from the American college of physicians. *Annals of Internal Medicine* 166, 514–530.
- Belgian Healthcare Knowledge Centre (KCE) (2017) Low back pain and radicular pain: evaluation and management [Online]. Retrieved 30 May 2018 from <https://www.g-i-n.net/library/international-guidelines-library/guidelines/kce-be/low-back-pain-and-radicular-pain-evaluation-and-management>.
- Bernstein IA, Malik Q, Carville S and Ward S (2017) Low back pain and sciatica: summary of NICE guidance. *British Medical Journal* 356, i6748.
- Brouwers MC, Kho ME, Browman GP, Burgers JS, Cluzeau F, Feder G, Fervers B, Graham ID, Grimshaw J, Hanna SE, Littlejohns P, Makarski J and Zitzelsberger L (2010) AGREE II: advancing guideline development, reporting and evaluation in health care. *Journal of Clinical Epidemiology* 63, 1308–1311.
- Bundesärztekammer (BÄK), Kassenärztliche Bundesvereinigung (KBV), Arbeitsgemeinschaft der Wissenschaftlichen Medizinischen Fachgesellschaften (AWMF) (NVL) (2017) Nationale VersorgungsLeitlinie Nicht-spezifischer Kreuzschmerz – Langfassung, 2. Auflage. Version 1. DOI: 10.6101/AZQ/000353 [Online]. Retrieved 30 May 2018 from [www.kreuzschmerz-versorgungsleitlinien.de](http://www.kreuzschmerz-versorgungsleitlinien.de).
- Bundesministerium für Arbeit, Soziales, Gesundheit und Konsumentenschutz (BMASK) (2018) Update der evidenz- und konsensbasierten Österreichischen Leitlinie für das Management akuter, subakuter, chronischer und rezidivierender unspezifischer Kreuzschmerzen

- 2018 – Kurzbezeichnung Leitlinie Kreuzschmerz 2018, Langfassung 1. Auflage, Version 1. [Online] Retrieved 13 November 2018 from [https://www.sozialministerium.at/cms/site/attachments/5/8/5/CH3970/CMS1532068366400/langversion\\_leitlinie\\_unspezifischer\\_kreuzschmerz.pdf](https://www.sozialministerium.at/cms/site/attachments/5/8/5/CH3970/CMS1532068366400/langversion_leitlinie_unspezifischer_kreuzschmerz.pdf).
- Bussieres AE, Stewart G, Al-Zoubi F, Decina P, Descarreaux M, Haskett D, Hincapie C, Page I, Passmore S, Srbely J, Stupar M, Weisberg J and Ornelas J (CCGI)** (2018) Spinal manipulative therapy and other conservative treatments for low back pain: a guideline from the Canadian chiropractic guideline initiative. *Journal of Manipulative & Physiological Therapeutics* **41**, 265–293.
- Department of Defense, Department of Veterans Affairs, Veterans Health Administration (VA/DoD)** (2017) VA/DoD clinical practice guideline for diagnosis and treatment of low back pain [Online] Retrieved 30 May 2018 from <https://www.guideline.gov/summaries/summary/51134/vadod-clinical-practice-guideline-for-diagnosis-and-treatment-of-low-back-pain>.
- Dorner TE** (2018) Pain and chronic pain epidemiology: implications for clinical and public health fields. *Wiener Klinische Wochenschrift* **130**, 1–3.
- Ebell MH, Sokol R, Lee A, Simons C and Early J** (2017) How good is the evidence to support primary care practice? *Evidence-Based Medicine* **22**, 88–92.
- Hay SI, Abajobir AA, Abate KH, Abbafati C, Abbas KM, Abd-Allah F, Abdulkader RS, Abdulle AM, Abebo TA, Abera SF and Aboyans V** (2017) Global, regional, and national disability-adjusted life-years (DALYs) for 333 diseases and injuries and healthy life expectancy (HALE) for 195 countries and territories, 1990–2016: a systematic analysis for the Global Burden of Disease Study 2016. *Lancet*, **390**, 1260–1344.
- Hoffmann-Esser W, Siering U, Neugebauer EAM, Lampert U and Eikermann M** (2018) Systematic review of current guideline appraisals performed with the Appraisal of Guidelines for Research & Evaluation II instrument—a third of AGREE II users apply a cut-off for guideline quality. *Journal of Clinical Epidemiology* **95**, 120–127.
- Hoy D, Bain C, Williams G, March L, Brooks P, Blyth F, Woolf A, Vos T and Buchbinder R** (2012) A systematic review of the global prevalence of low back pain. *Arthritis & Rheumatism* **64**, 2028–2037.
- Institute for Clinical Systems Improvement (ICSI)** (2017) Adult acute and subacute low back pain [Online] Retrieved 30 May 2018 from <https://www.g-i-n.net/library/international-guidelines-library/guidelines/ahrq-us/adult-low-back-pain-institute-for-clinical-systems>.
- Institute for Clinical Systems Improvement (ICSI)** (2018) Adult acute and subacute low back pain [Online] Retrieved 10 September 2020 from <https://www.g-i-n.net/library/international-guidelines-library/guidelines/ahrq-us/adult-low-back-pain-institute-for-clinical-systems>.
- Jenkins HJ, Downie AS, Maher CG, Moloney NA, Magnussen JS and Hancock MJ** (2018) Imaging for low back pain: is clinical use consistent with guidelines? A systematic review and meta-analysis. *Spine Journal* **18**, 2266–2277.
- Mafi JN, McCarthy EP, Davis RB and Landon BE** (2013) Worsening trends in the management and treatment of back pain. *JAMA Internal Medicine* **173**, 1573–1581.
- National Guideline Centre. National Institute for Health and Care Excellence (NICE)** (2016) Clinical Guidelines. Low Back Pain and Sciatica in Over 16s: Assessment and Management. [Online] Retrieved 30 May 2018 from <https://www.nice.org.uk/guidance/ng59#>.
- North American Spine Society (NASS)** (2020) Diagnosis and Treatment of Low Back Pain [Online] Retrieved 10 September 2020 from <https://www.spine.org/Research-Clinical-Care/Quality-Improvement/Clinical-Guidelines>.
- Nunn ML, Hayden JA and Magee K** (2017) Current management practices for patients presenting with low back pain to a large emergency department in Canada. *BMC Musculoskeletal Disorders* **18**, 92.
- Oliveira CB, Maher CG, Pinto RZ, Traeger AC, Lin CC, Chenot JF, van Tulder M and Koes BW** (2018) Clinical practice guidelines for the management of non-specific low back pain in primary care: an updated overview. *European Spine Journal* **27**, 2791–2803.
- Skljarevski V, Ossanna M, Liu-Seifert H, Zhang Q, Chappell A, Iyengar S, Detke M and Backonja M** (2009) A double-blind, randomized trial of duloxetine versus placebo in the management of chronic low back pain. *European Journal of Neurology*, **16**, 1041–1048.
- Skljarevski V, Zhang S, Chappell AS, Walker DJ, Murray I and Backonja M** (2010a) Maintenance of effect of duloxetine in patients with chronic low back pain: a 41-week uncontrolled, dose-blinded study. *Pain Medicine* **11**, 648–657.
- Skljarevski V, Zhang S, Desai D, Alaka KJ, Palacios S, Miazgowski T and Patrick K** 2010b: Duloxetine versus placebo in patients with chronic low back pain: a 12-week, fixed-dose, randomized, double-blind trial. *The Journal of Pain*, **11**, 1282–1290.
- Toy JM, Drechsler A and Waters RC** (2018) Clinical pathways for primary care: current use, interest and perceived usability. *Journal of the American Medical Informatics Association* **25**, 901–906.
- Traeger AC, Buchbinder R, Elshaug AG, Croft PR and Maher CG** (2019) Care for low back pain: can health systems deliver? *Bulletin of the World Health Organization* **97**, 423–433.
- Wenger HC and Cifu AS** (2017) Treatment of Low Back Pain. *Journal of the American Medical Association* **318**, 743–744.
- Wong AY, Karppinen J and Samartzis D** (2017) Low back pain in older adults: risk factors, management options and future directions. *Scoliosis & Spinal Disorders* **12**, 14.
- World Health Organization (WHO)** (2003) *The World Health Report 2003: Shaping The Future*. [Online] Retrieved May 2018 from <https://www.who.int/whr/2003/en/>.