


RESEARCH ARTICLE

The rise of the Spanish right during the Second Republic (1931–36). Social structures, Catholic associations, and conservative electoral mobilization

Iván Llamazares 

Department of Political Science, Universidad de Salamanca, Salamanca, Spain
Email: illamaz@usal.es

(Received 8 April 2023; revised 17 February 2024; accepted 24 February 2024; first published online 06 May 2024)

Abstract

Comparative historical analyses have emphasized the role played by conservative parties in the consolidation of democratic regimes in Europe. They have also identified the main factors shaping the political and electoral strength of the right in democratization processes. On the basis of these analyses, the Spanish Second Republic (1931–36) has been characterized as a very inauspicious ground for the development of a strong conservative party. However, the right managed to build a successful electoral force in a short period of time. This paper explores the factors affecting the electoral strength of the Spanish right by conducting ecological statistical analyses in the three republican legislative elections. Empirical results show that the right managed to build strong links with national voters on the basis of sociopolitical cleavages and underlying social and institutional characteristics. In particular, they reveal the key importance of the religious cleavage in the party system of the 1930s and the crucial role played by Catholic lay organizations in the success of the right. Ultimately, this finding shows that, contrary to previous theoretical expectations, initial organizational precariousness was not an unsurmountable obstacle for the electoral success of the Spanish right.

Keywords: conservative parties; elections; political cleavages; interwar period; Spain

Introduction

Comparative historical analyses have emphasized the role played by conservative and center-right parties in the development and consolidation of democratic regimes in Europe. Ziblatt (2017: xii, 21) showed that strong and electorally competitive right parties favored democratization processes by making democracy less threatening to social elites and drastically reducing the appeal and power of extreme right groups. Luebbert's (1991: 8) classical study *Liberalism, Fascism, or*

Social-Democracy emphasized that strong center-right electoral coalitions managed to weaken and isolate working-class actors and paved the path to liberal hegemony and democratic stability. These two studies identified different sets of social and political factors affecting the strength of conservative or center-right political forces. In Luebbert's (1991: 6) study, the presence of strong cultural divides splitting the middle classes negatively affected the electoral and political prospects of center-right parties. Ziblatt's (2017: 37, 45) explanation enriched Luebbert's analytical frame by showing that conservative control of electoral results through the use of exclusion, manipulation, and corruption impinged negatively on the ability of conservative parties to mobilize their supporters, build strong organizations, and campaign on cultural issues appealing to non-elite social sectors.

The two crucial constraints identified by Luebbert and Ziblatt were present in Spain in the first third of the 20th century. Consequently, from the perspective of these theoretical approaches, this country should be considered a least likely case for the development of a strong conservative party in the 1930s. Cultural divisions within the upper and middle classes were particularly strong due to the importance of both center-periphery tensions and conflicts around the role of the Catholic Church (Linz 1979: 124–25). In addition, the oligarchic control of electoral processes in the Restoration regime (from 1874 to 1931) prevented the development of stable conservative mass organizations appealing to ideological orientations and programmatic preferences (Gil Pecharromás 1994; Varela Ortega 1977). The weakness of the conservative party was aggravated by the Primo de Rivera dictatorship (from 1923 to 1930) and its failed attempts to build a new mass party to replace old conservatism. Given the combined presence of these long-term and structural constraints, one should expect Spanish conservative actors to be poorly coordinated (Ziblatt 2017: 350–55) and unable to build strong links with substantial segments of the Spanish society during the Second Republic (1931–36). In fact, the analysis of the 1931 elections, the first held in the republican period, reveals a weak and fragmented right, split along ideological and territorial lines and still constrained by the presence of local clientelistic leaderships. However, despite the constraints mentioned above, the main conservative party in the 1930s, the conservative *Confederación Española de Derechas Autónomas* – CEDA – (Spanish Confederation of Autonomous Rights) managed to attain impressive electoral results in a very short period of time, becoming the largest parliamentary group in the 1933 legislative elections.

This combination of inauspicious conditions and fast-improving electoral results enhances the interest of analyzing the social roots and electoral strength of Spanish conservatism during the Second Republic. While the organizational aspects of this party-building process have already been analyzed in historical case studies (Álvarez Tardío 2016; Montero 1977), there are no empirical analyses on the sources and dynamics of conservative electoral support during this historical period. In particular, there is no systematic information on the ability of the conservative right to develop strong links with substantial segments of Spanish society on the basis of underlying structural social conditions. There are no systematic analyses of the social contexts that facilitated the most the success of the right in this historical period.

This paper analyses the factors allowing the right to build a strong electoral base by conducting ecological statistical analyses on the provincial electoral performance of the right in the 1931, 1933, and 1936 legislative elections. The point of departure

of this analysis lies both in the comparative literature on party system formation in Western Europe and historical case studies focusing on the Spanish Republic. These two streams of literature emphasize the strong connections between conservative electoral support and underlying sociopolitical cleavages (Bartolini 2000; Lipset and Rokkan 1967; Rokkan 1999) and the cumulative impact of these divisions on the politics of the Second Republic (Linz 1978). This development stands in sharp contrast with the clientelistic and non-ideological character of the Restoration regime party system (Varela Ortega 1977).

The main empirical expectation driving this analysis is that there should be a strong association between the presence of lay Catholic organizations, very actively promoted by the Church since the second half of the 19th century (De la Cueva Merino 2005; Kalyvas 1996: 65–66), and the success of conservative parties. The reasons for this association lie in a combination of three factors that were present in Spain and other European countries: the importance of the religious cleavage (Bartolini 2000), the ability of the Catholic Church to link norms and identities in a conservative frame (Castillo 1979; Riley 2010: 76–78), and the strong mobilizational capabilities of lay Catholic organizations that could also promote and stabilize support for confessional and conservative parties (Bartolini 2000: 22–23, 256; Kalyvas 1996: 100). Although consistent with comparative literature on party system formation and historical and empirical accounts on Spanish politics and elections (Linz and de Miguel 1977; Riley 2010; Schatz 2001), to my knowledge, there is not a systematic empirical analysis of the effects of these factors on the electoral success of the conservative right.

This analysis is structured as follows. In the next section, I present an overview of the political and electoral situation of the Spanish right during the Second Republic. Section two presents the main explanatory factors included in the analysis, identified on the basis of both comparative literature and historical case studies. The third section presents the results of the statistical analyses conducted within this research. The conclusion addresses the main implications of these findings for the understanding of the social bases, electoral dynamics, and lasting potential of conservative forces in Spain.

The situation of the Spanish right during the Second Republic

The proclamation of the Second Republic in 1931 found the Spanish right in complete disarray. The Restoration regime Conservative party collapsed after the Primo de Rivera dictatorship (1923–30), and the right was completely unable to articulate a political platform in the 1931 republican elections. In 1931 the right attained 15 percent of the votes against 85 percent of the votes received by the republican-socialist alliance (Colomer 2003: 90). By contrast, in the 1933 and 1936 elections, right political forces attained around one third of the popular vote (Colomer 2003: 90; Linz and De Miguel 1977: 34). The electoral growth of the right was paralleled by an increasing coordination among conservative activists and elites. In the highly fragmented scenario of the 1931 elections, *Acción Nacional*, the organization created with the strong support of important Catholic organizations (Montero 1977: 97–107), was the main conservative party in 4 out of more than 50 electoral districts (Tusell 1982: 87). By contrast, in 1933 the CEDA, created around *Acción Popular* (the new name of the previous *Acción Nacional*) had already become a strong nation-wide organization under the leadership

of the Law Professor and Catholic activist José M. Gil-Robles (Álvarez Tardío 2016), putting together more than half a million militants (Montero 1977: 259).

Conservative electoral mobilization ran parallel to the process of polarization experienced during the Second Republic. In this short period, the reforms launched by the initial republican-socialist coalition (1931–36) were met first by strong resistance and then by counter-reforms during the 1934–35 rightist government. These reforms concerned the crucial issues of land reform, labor legislation, Church-state relations, and Catalan regional autonomy. The electoral growth of right parties from 1931 to 1933 resulted from their ability to capitalize on the opposition of substantial segments of Spanish society to social, cultural, and economic change. The crystallization and hardening of the social roots of conservative parties must have been accelerated by the exponential growth of political violence that took place after the October 1934 revolution (Linz 1978: 176–83), an uprising that followed the entry of CEDA ministers in the republican government (65 percent of the political deaths that took place during the Second Republic happened during the 1933–35 right government, for just 14 percent during the 1931–33 republican-socialist government) (González Calleja et al. 2015).

Most often, the CEDA ran in coalition with two smaller organizations, the elitist, monarchist Spanish Renovation (Renovación Española – RE) and the Carlist Traditionalist Communion (Comunión Tradicionalista – CT), a party enjoying wider popular support in the Basque country and Navarre. The central position of the CEDA was reflected in the fact that, in the 1933–36 national legislature, this party had 115 members for 16 of the RE group and 21 of the CT group (Gil Pecharrmán 1994: 142; Linz 1979: 141–47; Montero 1977). Despite their electoral cooperation, these three parties were divided on the strategy to follow towards the republican regime. The CEDA adopted a pragmatic position towards the Republic and claimed to accept it on the condition that it moved in the political and programmatic direction advocated by the party. By contrast, RE and CT opposed frontally the Republic and worked consistently to destroy it and replace it with an authoritarian regime (Gil Pecharrmán 1994: 174–6; González Calleja 2011). These three parties fitted well, therefore, Linz’s distinction between semi-loyal (the CEDA) and disloyal (RE and CT) oppositions in democratic regimes (Linz 1978).

Despite their ideological and strategic differences, the fundamentally confessional CEDA, the radically monarchist and elitist RE, and the reactionary and premodern CT fit well Ziblatt’s (2017: 30) definition of conservative political parties. According to this conceptualization, conservative political parties were characterized by (a) a “core constituency” of “upper class propertied economic or political elites the latter of whom were defined by their *institutional ties* to the upper-echelons of Europe’s pre-democratic ‘old regime’” and (b) a set of ideas that included anti-egalitarianism, anti-secularism, and the defense of traditional values and institutions. In contrast to centrist republican parties, these three political forces represented consistently conservative (and anti-left) positions in all the main axes of political conflict. Economically, they emphasized the defense of property rights and rejected agrarian reforms and redistributive policies. Culturally, they embraced the values and interests of the Catholic Church and defended a traditionalist and essentialist interpretation of the Spanish identity. Politically, they advocated strong law and order and repressive policies against social protests and mobilizations. Despite their ideological and strategic differences, these three groups formed electoral coalitions with each other

and occasionally with more moderate center-right groups (such as the Catalan Lliga, the Basque Nationalist Party, or even center-right republican forces). Their electoral performance is the best indicator of the electoral success of right organizations in the Second Republic. For these reasons, in this analysis, I have focused on the electoral results of these three parties, the CEDA (*Acción Nacional* in the 1931 elections), RE, and CT, and left aside the performance of minor center-right alternatives, such as the highly personalist Conservative Republican Party.

Establishing the percentage of voters for different political leanings in the Second Republic is far from easy, and any decisions and procedures chosen present potential problems of consistency and validity (González Calleja and Sánchez Pérez 2018; Linz and de Miguel 1977: 33; Villa García 2011). This is partly a result of the nature of the electoral system of the Second Republic, and partly a consequence of the diversity of party groups and the shifting character of political alliances. The electoral system was based on plurality but limited voting and open lists on multimember districts (63 in 1931 and 60 afterward). Women were able to vote in the 1933 and 1936 elections after the approval of the 1931 Constitution. Districts were based on provinces, but cities with large numbers of inhabitants (more than 100,000 in 1931 and more than 150,000 after 1933) constituted separate districts. Voters could vote for 80 percent of the seats in the district, and minority candidates could attain the rest of the seats. In the 1931 elections, in order to be elected, the candidates list had to attain at least 20 percent of the votes cast. In the 1933 electoral reform, this percentage was increased to 40 percent of the votes. If no candidate attained 40 percent of the votes, a second election was necessary. These rules gave a strong advantage to the parties or coalitions that received the highest number of votes, which could attain between 67 percent and 80 percent of the district seats irrespective of how large their advantage vis-à-vis other lists was (Linz 1979: 116–17). They also induced the formation of large coalitions between large and minority parties, often ideologically extreme, that could lean the balance in one direction or another (Gil Pecharromán 2002: 55 and 177; Linz 1979: 118; Montero and Lago 2013: 2589; Villa García 2011: 65–106). In the context of 1930s ideological polarization, the strong representation effects of small voting differences made electoral contests particularly intense. In the case of the right, these rules strongly favored the alliance of the largest conservative party, the CEDA, with the much smaller RE and CT.

Given the complexity of measuring the electoral district-level performance of the right, I have chosen to use the data provided by previous studies focusing on the three national republican elections. For the 1931 elections, I have used the indicator provided by Tusell for the votes for AN (the precursor party of the CEDA) and the Traditionalists (Tusell 1982: 87–8). For the 1933 elections, I have used the percentages of votes for the right coalition (*Unión de Derechas*) reported by Villa García (2011). And for the 1936 elections, I have used the indicator provided by Linz and de Miguel for right parties (1977: 42). This indicator is based on Tusell's data (1971) and focuses strictly on the results of the CEDA, RE, and CT. Unfortunately, it is not possible to discriminate between the support for the CEDA, RE, and CT, given the fact that in most provinces all these parties ran in coalition. Three districts can illustrate the difficulty of assessing the specific support for each of the right parties. In 1933, in the Coruña district, José María Gil-Robles, the most prominent CEDA candidate, received 113,662 votes, whereas José Calvo Sotelo, the most important RE candidate, received 114,252 votes (Villa García 2011: 469). In the Seville capital district, Jesús Pabón, the main CEDA candidate,

received 38,332 votes, whereas the main CT candidate, Ginés Martínez Rubio, received 37,155 votes (Villa García 2011: 480). And in the Vizcaya province, the CT candidate, Marcelino Oreja, attained 20,259 votes, whereas the RE candidate, José María de Areilza, attained 19,100 votes (Villa García 2011: 484). That is, most of the right sympathizers voted consistently for the main candidates of these parties, and their small differences were conditioned by personal characteristics or district idiosyncrasies. In Juan Linz's words (Linz 1979: 118), the real electoral strength of each specific party during the Second Republic may never be known.

Table 1 reflects the electoral results attained by right candidates, and Figures 1, 2 and 3 show the 1931, 1933, and 1936 electoral results of right parties in the Spanish map (the Canary Islands excluded).¹

The social and political determinants of the Spanish conservative vote

The identification of the main social factors affecting the conservative vote is based on Lipset and Rokkan's analysis of the cleavages structuring party system formation in Western Europe (state/church, land/industry, center/periphery, and owner/worker) (Lipset and Rokkan 1967; Rokkan 1999: 304–7). These cleavages necessarily encompass three constitutive dimensions: socio-structural divisions, divisions on norms and identities, and organizational expressions (Bartolini 2000: 17; Bartolini and Mair 2007: 200). They shape political conflicts and party systems in a lasting way, and therefore go far beyond the importance of specific issues in electoral contests (Bartolini 2023; Montero 2023). The importance of the cleavages identified by Lipset and Rokkan has been also underlined by historians and political scientists analyzing different aspects of political life during the Second Republic (Domènech and Sánchez-Cuenca: 2021; Linz 1979; Montero 1977; Schatz 2001; Tusell 1971: 193–250).

Taking Lipset and Rokkan's comparative framework as the main point of departure of this analysis does not entail entirely accepting their theoretical interpretation on the role of critical junctures nor their historical descriptions on the specific ways cleavages were generated and led to the formation of political parties. For instance, the criticisms formulated by Kalyvas (1996: 13–15) against Lipset and Rokkan's genetic accounts have been compatible with preserving the core elements of the cleavage-based approach to the formation of European party systems. As in other contributions on party system dynamics, the cleavage framework is used here without specifically addressing the role of critical junctures in party system formation (Kitschelt 2007).

In this section, I discuss the main cleavages active in the Spanish party system and present the cleavage indicators used for this empirical analysis. Unfortunately, due to severe data constraints, these predictors are time-invariant. In the case of census data, it is necessary to use the 1930 census, which was the last one conducted before the Second Republic (the next one was carried out in 1940). For other variables (land ownership, Catholic civic associations, and agrarian unionism), it is necessary to rely on single data points provided by researchers on the basis of

¹As previously indicated, the complexity of the electoral system and the shifting and heterogeneous character of partisan coalitions can lead to difficult decisions and idiosyncratic results. Perhaps the clearest example can be found in the northwestern province of Zamora, where the right moved from very good results in 1931 and 1933 to very bad results in 1936.

Table 1. Electoral results of the right in national legislative elections (percentages in the first round)

Province	1931	1933	1936
Álava	38	81	58
Albacete	8	11	26
Alicante	0	37	18
Almería	0	34	35
Ávila	5	48	31
Badajoz	8	50	17
Balearic islands	0	68	28
Barcelona	0	43	13
Burgos	0	72	50
Cáceres	7	63	35
Cádiz	0	50	30
Castellón	0	36	43
Ciudad Real	0	41	34
Córdoba	11	33	27
La Coruña	0	41	24
Cuenca	35	62	35
Girona	0	40	17
Granada	0	56	36
Guadalajara	22	68	67
Guipúzcoa	57	71	33
Huelva	0	33	18
Huesca	0	43	23
Jaén	0	54	25
León	0	58	39
Lleida	0	48	11
Logroño	0	54	56
Lugo	0	32	28
Madrid	18	35	35
Málaga	0	30	17
Murcia	0	33	19
Navarre	64	81	65
Orense	0	43	42
Oviedo	0	46	26

(Continued)

Table 1. (Continued)

Province	1931	1933	1936
Palencia	54	70	73
Las Palmas	0	58	29
Pontevedra	0	32	22
Salamanca	0	55	56
Santa Cruz de Tenerife	0	29	32
Cantabria	0	52	53
Segovia	25	45	35
Sevilla	11	41	26
Soria	0	67	36
Tarragona	0	43	17
Teruel	0	51	55
Toledo	32	59	53
Valencia	0	39	42
Valladolid	0	54	55
Vizcaya	17	66	29
Zamora	31	69	20
Zaragoza	24	48	49

cadastral information and archival work. Now, given their structural character and the short period of time covered by this analysis, it is possible to assume (perhaps with the exception of the indicators for Catholic activism) very limited levels of variation in these factors.

The first group of explanatory variables relates to the socio-economic characteristics of Spanish territories. First among these economic variables is the size of the industrial sector, which in 1930 occupied 27.2 percent of the Spanish active population (Beltrán Tapia and Martínez-Galarraga 2020: 173). This percentage obscured large regional disparities separating the very industrialized areas of Catalonia and the Basque country (58.6 percent of the active population in Barcelona and about 38 percent in Guipúzcoa and Vizcaya) from non-industrial Spain (with an average of 20 percent) and provinces like Madrid, lying in an intermediate position (31.2 percent) (Beltrán Tapia and Martínez-Galarraga 2020: 173). Industrialization went hand in hand with a larger industrial working-class, stronger trade unions, and a diminishing social and political role of rural landowners. In the specific context of the Second Republic, one must also keep in mind that in the 1931–32 period, republican governments introduced labor legislation favoring the bargaining power of workers. Under the leadership of Francisco Largo Caballero, labor minister from 1931 to 1933 and secretary general of the Socialist trade union UGT, the republican government established industrial labor arbitration committees integrated

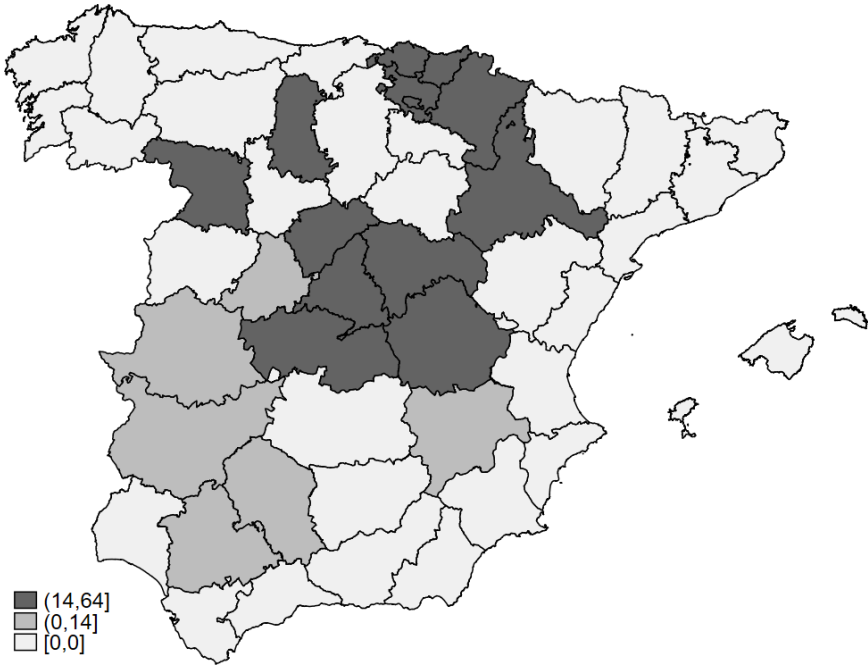


Figure 1. Percentage of vote for the right in the 1931 elections.

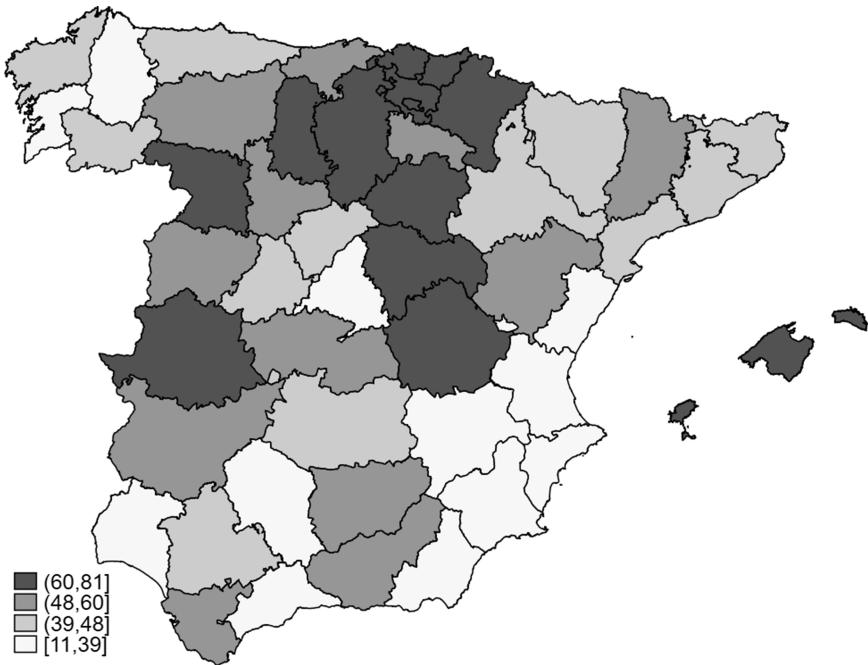


Figure 2. Percentage of vote for the right in the 1933 elections.

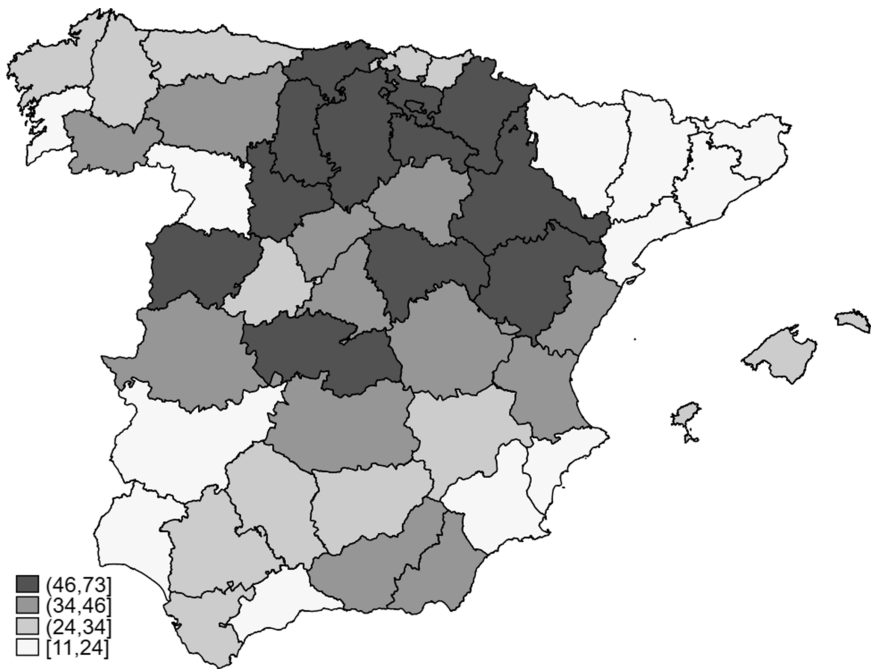


Figure 3. Percentage of vote for the right in the 1936 elections.

by representatives of owners, workers, and the Ministry of Labor. The new legislation also established the right to strike and introduced health and accident insurance and minimum vacation periods (Gil Pecharromán 2002: 151). These reforms led to large wage increases during the Second Republic (Palafox 1991: 191–202), even in the face of capital flight and investment contraction (Palafox 1991: 275–76). Based on these general and context-specific factors, one should expect industrialization indicators to lead to a lower electoral performance of the conservative right.

In the second place, it is important to assess the effects of agrarian class structures and land inequality. Agrarian class conflicts and land reforms played a decisive role in the political life and ultimately, the breakdown of the Second Republic (Linz 1978; Malefakis 1971; Robledo 2002; Simpson and Carmona 2020). The intensity of these conflicts resulted from the extreme inequality of land ownership in large Spanish regions. Thus, in 1930, in Southern Spain, 41.2 percent of the landholdings had 250 hectares or more (Malefakis 1971: 35), whereas the percentage of landholdings equal to or larger than 250 hectares was below 10 percent in the North and 25 percent in Central Spain (*ibid.*: 35). By contrast, small landholdings prevailed in Northern and Central-Northern Spain and were less frequent in the south of the country. For instance, whereas the area occupied by small landholdings equaled 78.7 percent of the territory in Galicia, 69.2 percent in Vizcaya, and 63.8 percent in León and Burgos, this same variable reached 22.4 percent in Western Andalusia, 26.4 percent in Eastern Andalusia, and 27.5 percent in Extremadura. These figures amounted to 54.4 percent in Catalonia and 51.4 percent in Valencia (Malefakis 1971: 17). Agrarian reforms were particularly resisted by large- and middle-size landowners. In 1931, a national association of

landowners that staunchly opposed land reforms was created, boycotting the republican government legislation whenever possible. The mass-based CNCA also opposed most republican agrarian reforms (González Calleja et al. 2015). In parliament, representatives of agrarian interests (both from the right and the agrarian party) opposed and occasionally blocked agrarian reforms. This opposition also reached important sectors of the small landowners, which may have also felt attracted by the general pro-agrarian sector policies advocated by the right (Gil Pecharromán 2002: 160; González Calleja et al. 2015). In 1934, the right government reverted many agrarian reforms, evicting tenants and peasants from the land they occupied, returning to the aristocratic owners part of the lands that had been expropriated to them (Gil Pecharromán 2002: 204), and blocking the ability of left local governments to intervene in labor contracts and regulation (González Calleja et al. 2015). Even moderate reforms, like the ones sponsored by the center-right, Christian-democratic minister Giménez Fernández, met with the opposition of conservative sectors. The political importance of agrarian conflicts was also connected to the size of the agrarian sector, which occupied 47 percent of the labor force in 1930 (Simpson and Carmona 2020: 182). This percentage varied greatly from region to region, reaching its highest values in New Castile (66 percent), Galicia (65 percent), Navarre (65 percent), and Old Castile (60 percent), and its lowest values in Madrid (11 percent) and the Basque country (35 percent). Overall, and consistently with the results of previous historical studies and empirical analyses, one would expect the right to have worse electoral results in regions where large landholdings prevailed (Malefakis 1971; Schatz 2001: 151–2, 155).

As pointed out by different comparative studies, the political orientations of middle- and small-size land owners cannot be directly inferred from their economic positions, and depends to a large extent on the characteristics of political structures, cultural identities, religious values, and past political experiences (Kane and Mann 1992: 447–48; Linz 1976: 384). Malefakis's (1971: 252) classical study argued that the 1932 republican land reforms created fear and resentment among middle-size owners in territories where no latifundia existed. However, Robledo's (2002: 127–29) recent study has shown that the number of middle-size landowners affected by agrarian reforms was extremely small. Furthermore, it must also be kept in mind that a large proportion of peasants in Central and Northern Spain owned very little land and were indeed very poor (Castillo 1979: 30–31).

Now, as indicated above, other social and cultural factors must be taken into consideration when examining the positions of small- and middle-size landowners. In the Spanish case, as Linz (1976: 384) pointed out, the absence of a previous anti-seigneurial revolution and the strong cultural influence of the Catholic Church could have predisposed these rural groups towards conservative positions. To this, one should add the strength of Spanish nationalist feelings and the hostility towards peripheral nationalisms and working-class internationalism in many areas where small and middle-size landowners prevailed.² For these reasons, and irrespective of the objective economic risks posed by land reforms, one can expect conservative discourses on the threats faced by private property, Catholic values, and national unity to have more

²It is possible to find a radical, extreme right illustration of these orientations in the case of Onésimo Redondo, the founder of the *Juntas Castellanas de Actuación Hispánica*, a leader who combined Spanish populist ruralism, Castilianism, antisemitism, clericalism, and Spanish ultranationalism (Jiménez Campo 1979: 129–132).

resonance in territories where small- and middle-size holders prevailed. It is not surprising, therefore, that, as previous studies have underscored, the CEDA found strong support among smallholders in central and northern central Spain (Linz 1976: 386 and 427; Schatz 2001). To map the characteristics of agrarian class structures, this analysis uses García-Badell y Abadía's data (1960) on the average extension of rural land held by owners in 1959 in all Spanish provinces.³

The analysis of the determinants of conservative voting must also take into consideration other potentially relevant social, cultural, and organizational factors. Conservatively oriented social and cultural organizations were crucial for the success of right parties (Bartolini 2000; Eley 1980; Riley 2010; Ziblatt 2017: 127). The delayed and territorially fragmented character of Spanish modernization certainly constrained the development of civic associations (Riley 2010). However, in the conservative political space, these limitations may have been overcome thanks to the crucial role played by activists and organizations linked to the Catholic Church. Kalyvas (1996) has shown the crucial importance of lay Catholic organizations for the mobilization of religious voters and the success of confessional parties. Their role in Spain was enhanced by the importance of the religious cleavage. According to Bartolini's classification, the Spanish case should be labeled as one of ideological clericalism, that is, a situation characterized by the strong opposition between the Church and liberal and anticlerical forces, the alignment of the Church with conservative groups, and, finally, the engagement of the Church in political conflicts before the emergence of the socialist movement (Bartolini 2000: 458). Based on Kalyvas's analytic framework (1996: 25), it is possible to understand how this context led to a rapid transition from the organization of Catholics to their electoral mobilization. In turn, the electoral success of this strategy led to the formation of a confessional and conservative party, the CEDA, whose consolidation would only be interrupted by the 1936 civil war. Of course, this dynamic was facilitated by the previous weakness of conservative partisan organizations.

As Kalyvas has shown (1996: 100–102), lay Catholic associations played a critical role in the process of electoral mobilization. The reason for that lay in several key characteristics of these organizations, such as their strong adherence to shared social and political values, the intensity and stability of their members' participation, their discipline, and their extended social and territorial penetration. All these characteristics also contributed to the encapsulation of the Catholic electorate and the crystallization of the religious cleavage (Bartolini 2000: 22–23, 256; Bartolini and Mair 2007: 214).

In the first third of the 20th century, the Spanish Catholic milieu was characterized by the presence of a myriad of lay social organizations. Among them, one should mention *Acción Católica Española* (Spanish Catholic Action), *Juventud Católica Española* (Spanish Catholic Youth), *Congregaciones Marianas* (Marian Societies), *Asociación Católica Nacional de Propagandistas* (National Catholic Association of Propagandists – ACNP), and *Confederación Nacional de Obreras Católicas* (National Confederation of

³Unfortunately, there is not comparable data for the Second Republic period. Carrión's classical study (1932) reports data on the percentage of landholdings of 250 hectares or more, but his data does not cover the Spanish provinces where large landholdings are scarce. Given the structural character of agrarian property I do not expect this characteristic to have experienced major changes from 1930 to 1959. The Pearson correlation coefficient between Carrion's and García y Abadía's indicators for the available 27 provinces equals +0.73 (significant at the .01 level). García y Abadía does not offer data for the two provinces (Alava and Navarre) that enjoyed a special fiscal status under Francoism. I have assigned to these provinces the average values of their neighboring provinces.

Female Catholic Workers) (De la Cueva Merino 2005). In addition to embracing the religious views of the Catholic Church, these organizations advocated a combative mobilization against secularizing ideas and reforms, always under the banners of Catholicism and Spanish nationalism (De la Cueva Merino 2005: 46; Verdoy 2010: 557–58; Vincent 1996).⁴ Their political involvement was no doubt accelerated by the secular legislation of the Second Republic. In 1932, the Republic approved the dissolution of the Jesuit Order and enacted a divorce law for the first time. In 1933, a law was passed that decreed the suppression of Catholic schools, which at that moment enrolled almost 4,00,000 students. This law eliminated also public funding for the activities and buildings of the Church. In this context, Church authorities called for the social and political mobilization of Catholics to block and revert the Republic secularist reforms (Gil Pecharrómán 2002: 142–44).

Other social organizations combined the defense of economic interests and Catholic ideas. Perhaps the most important of them was the *Confederación Nacional Católico-Agraria* (National Agrarian Catholic Confederation – CNCA), a union of agrarian associations created in 1917 with the strong support of the Catholic church and close social actors, such as the elitist *Asociación Católica Nacional de Propagandistas* (ACNP) and the newspaper *El Debate* (Castillo 1979: 90–103). In the 1930s, the CNCA had almost 2,00,000 members (Linz 2013: 270). Both the ACNP and *El Debate* would play prominent roles in the development of the CEDA. It is very revealing, for instance, that the percentage of CEDA national legislators who belonged to the ACNP was 27.8 percent and 29.5 percent in the 1933 and 1936 legislatures, respectively (Linz and Jerez 2013: 55). The CNCA purported to defend agrarian interests by protecting national products, promoting favorable legislation, creating credit cooperatives (*Cajas de Ahorros*), and facilitating to rural workers access to property. It also had the general goals of promoting Catholic values and blocking the growth of class-based unions. The CNCA was a mixed organization aimed at integrating different social strata (owners, tenants, workers), but in fact, it was dominated by staunchly conservative leaders and large landowners. It played an active role in the opposition not only to the left agrarian policies but even to the moderate reforms advocated by Christian-democratic CEDA members, like the minister Giménez Fernández in the period 1934–35 (Castillo 1979: 371–82; Montero 1977). The political importance of the CNCA is illustrated by the fact that in 1931, its secretary general was José M. Gil-Robles, the future leader of the CEDA. There is data available on the membership of the CNCA in the 1920s, which makes it possible to measure the organizational power of the catholicly oriented large and middle-size landowners. The strength of the CNCA reflects the mutually reinforcing interaction of Catholic institutions and agrarian interests in a logic that was both top-down and bottom-up (Simpson and Carmona 2020: 124).

Another important social characteristic affecting the success of conservative parties was the literacy level of Spanish districts. In general, literacy facilitates public communication and increases political sophistication (Converse 1964). It also favors the

⁴There are available regional and/or provincial data for just two of these organizations, the Jesuit sponsored Marian Congregations (87,633 members in 1929) and the Confederation of Female Catholic Workers (35,100 members in 1929) (excerpted from Linz 2013: 290). An aggregate provincial indicator based on the addition of these two variables shows a clear association with membership in the male section of the Catholic Action in 1959 (Pearson correlation of +0.62).

development of party-voter links based on ideological and programmatic alternatives, thus helping to overcome strictly clientelistic exchanges. Furthermore, to the extent that alphabetization is positively associated with the diffusion of values and identities by state and religious institutions, and given the predominantly conservative, nationalist, and Catholic character of education under the previous Restoration regime, one would expect higher literacy levels to favor the appeal of anti-revolutionary, center-right or right political alternatives. The importance of this explanatory factor is underscored by the fact that Spanish literacy levels consistently lagged behind Western European standards in the 19th and 20th centuries, not reaching the 75 percent threshold until the 1930–40 decade (Gutiérrez and Quiroga 2023). In the case of Spain, Beltrán Tapia and Martínez-Galarraga (2018) show that land inequality had a strong negative effect on literacy levels in the 19th century. They also show that in the 19th century there was a positive association between literacy levels and the per capita number of priests (Beltrán Tapia and Martínez-Galarraga 2018: 99).⁵

Now, one must also consider the plausibly opposed effects of rapid increases in literacy levels as a result of urbanization and modernization. Demands for democratization and even social reform could be felt much more strongly by voters in rapidly modernizing territories, even after controlling for industrialization levels (Lipset 1959: 79–81). As a result, and in contrast to the presumably conservative effects of long-term literacy levels, one would expect increases in literacy to weaken traditional conservative alternatives. Finally, given the crucial importance of center-periphery conflicts in Spain this analysis includes a dummy variable for the presence of languages different from Spanish. Rokkan (1999: 171) identified language as one of the most important elements shaping identities and accounting for the persistence of peripheral distinctiveness. The key role of linguistic differences in the activation of peripheral identities has been underlined by different studies on the Spanish case (Linz 1973; Llamazares et al. 2017).

Based on the previous discussion, there are a number of main expectations to be tested in the statistical analysis. In terms of socio-economic factors, it is expected that the higher the industrialization levels, the lower the electoral performance of the right. One would also expect that the higher the average size of landholdings, the lower the electoral success of the right. In terms of the role of associational variables, the stronger the membership of Catholic agrarian unions and Catholic civic associations, the more success one would expect the right to have. In terms of the role of cultural factors, the right could be expected to be more successful in provinces with lower illiteracy rates and weaker in territories with high increases in literacy. Finally, conservative electoral performance would be expected to be poorer in provinces where a language different from Castilian Spanish is spoken. Table 2 displays the descriptive statistics for all the variables included in the analysis.⁶

⁵The Pearson correlation between an ordinal indicator for the capita number of priests per dioceses in 1927 (Callahan 2000: 193) and the 1930 illiteracy rate of Spanish provinces equals -0.69 , significant at the .01 level). However, Beltrán-Tapia and Martínez-Galarraga's analyses suggest that the effect of "supply-factors" on literacy levels was lower than that of "demand-factors" (2018: 96). Furthermore, it is also possible that the ratios of priests were endogenous to the literacy levels of rural populations.

⁶The Pearson correlation coefficients between these variables are reported in Table A1 in the Appendix.

Table 2. Descriptive statistics⁷

Variable	Obs	Mean	Std. Dev.	Min	Max
Industrial per capita product ⁸	50	0.0003	0.0002	0.0001	.001
Size of landholdings ⁹	50	14.42	18.33	0	58
Catholic agrarian unions (%) ¹⁰	50	0.007	0.009	0	0.052
Illiteracy 1930 (%) ¹¹	50	32.08	13.201	10	53
Literacy growth (1877–1930) ¹²	50	32.537	6.489	20.39	49.06
Peripheral language ¹³	50	0.32	0.47	0	1
Catholic associations members (%) ¹⁴	50	0.003	0.004	0.0005	0.0145
Vote for the right 1931 ¹⁵	50	21.974	18.416	0	63.5
Vote for the right 1933 ¹⁶	50	49.378	14.901	10.6	81.3
Vote for the right 1936 ¹⁷	50	34.86	15.169	11	73

Analysis

To assess the role of different social and economic characteristics in the electoral success of the right, I have conducted multivariate regressions on the provincial conservative results at each legislative election.¹⁸ The purpose of this analysis is not to propose an encompassing explanation of the electoral success of the right (which

⁷Table A.1 in the Appendix reports the Pearson correlation coefficients for these variables.

⁸The indicator for this variable consists in the per capita provincial value of industrial production, based on Carreras et al.'s data (2005). The Pearson correlation index between this variable and the 1930 percentage of males working on the agrarian sector (Erdozain Azpilicueta and Mikelarena Peña 1999: 110) equals -0.75 (significant at the .01 level).

⁹Excerpted from García y Abadía (1960).

¹⁰This variable reflects the ratio of members of Catholic agrarian unions in 1924 (Castillo 1979: 122–23) to the total provincial population.

¹¹Data refer to the percentage of inhabitants 10 years and older who cannot write. Excerpted from Vilanova Ribas and Moreno Julià (1992: 189).

¹²The data for 1877 (the first year for which census data is available) have been extracted from Espigado Tocino (2022). There is no association between literacy levels in 1930 and the 1877–1930 growth in literacy levels: the Pearson correlation between these two indicators equals -0.03 .

¹³Value of 1 for all the provinces in the regions of Galicia, the Basque country, Navarre, Catalonia, Valencia, and the Balearic Islands. All other provinces had a value of 0.

¹⁴Percentage of members of the Marian Congregations and National Confederation of Female Workers (1929). Provincial averages based on data reported by Linz (2013: 270).

¹⁵Based on the data reported by Tusell (1982: 87–88) for the votes for AN (the precursor party of the CEDA) and the Traditionalists.

¹⁶Based on the percentages of votes for the right coalition (*Unión de Derechas*) reported by Villa García (2011).

¹⁷Based on the indicator provided by Linz and de Miguel (1977: 42) for right parties.

¹⁸The Second Republic electoral districts were the Spanish provinces created in the first third of the 19th century. The Republic created additional, separate districts for a few large urban areas (like Barcelona, Madrid, Bilbao, Seville or Valencia). In those cases, I have estimated the provincial results by multiplying the percentage of votes received by the right in each subprovincial district by the proportion of total provincial votes cast in that subdistrict. Adding these two subprovincial percentages gives the total provincial

may be affected by many other factors, including special events and provincial supply side idiosyncrasies) but to assess how structural characteristics conditioned the results of right parties in the 1931, 1933, 1936 elections. This analysis does not aim either at assessing the factors accounting for the general evolution of conservative voting, which might have been affected by political events, economic cycles (Palafox 1991) or, if one extends inferences drawn from other cases (Eley 1988: 92), the consequences of the introduction of women's suffrage after 1931. Far from assuming permanent effects across time, the analysis of these three elections makes it possible to assess how the content and intensity of the associations of right vote and social characteristics evolved across time. In so doing, this analysis takes into consideration the historical nature of political and electoral processes.

Unfortunately, the lack of systematic electoral and census data makes it impossible to address the Modifiable Area Unit Problem (MAUP) (Wong 2009) by replicating analyses at lower territorial levels. This kind of data is not available at the municipal level for crucial explanatory variables. As for the variables for which data can be accessed, it would be necessary to conduct intensive online and offline archival research in order to gather all the information needed. This task must remain the objective of future research. These data limitations also make it impossible to conduct spatially varying coefficient models, as in Slez (2022).

Table 3 reflects the results of the OLS multivariate regressions conducted to account for conservative voting,¹⁹ and Figures 4–10 display the marginal effects of the independent variables in each election. Statistical results reveal the presence of some clear patterns of association between the conservative vote and the social characteristics of Spanish provinces. As the R^2 values show, the selected structural variables account for a substantial portion of the variation of the conservative vote. In all elections, the vote for the right was positively influenced by the presence of lay Catholic associations. This result is consistent with the discussion in section two on the importance of the religious cleavage. It is also consistent with the expectation of the role played by the Catholic civil society in mobilizing voters hostile to secularizing reforms.

As expected as well, illiteracy levels and growth in literacy levels had negative effects on the vote for the right. The predictors for the literacy variables and lay Catholic associational membership are statistically significant at the .05 level, and their coefficients display relative stability (the larger change concerns the literacy growth coefficient, which decreases without stopping being statistically significant at the 0.05 level). Industrial production negatively affected the vote for the right at the 0.05 level in the 1933 and 1936 elections. This result confirms the expectations laid out previously on the basis of both cleavage formation theory and the labor law reforms implemented by the left republican governments. By contrast, neither

percentage of conservative votes. The North African cities of Ceuta and Melilla have not been included in the analysis.

¹⁹For this analysis observations have been clustered into regions. I have used the regional division specified in the formation of the Second Republic constitutional court (*Tribunal de Garantías Constitucionales*) (15 regions instead of the current 17 autonomous communities). Using the current regional division does not alter the statistical results I report here. Three independent variables showed a skewed distribution (industrial per capita product, Catholic agrarian unionism, lay Catholic associations) and have been log transformed for this analysis. All other variables have been mean centered.

Table 3. Multivariate regression. Predictors of the electoral performance of the right in the 1931, 1933, and 1936 legislative elections (first round). Observations have been clustered into regions. Robust standard errors in parentheses

Variables	(1)	(2)	(3)
	1931	1933	1936
Landholdings size	0.220 (0.167)	0.168 (0.362)	-0.302 (0.427)
Industrial per capita product (ln)	-4.752 (3.617)	-7.765** (3.433)	-9.311** (4.288)
Peripheral language	4.425 (3.594)	0.494 (3.180)	-8.558* (4.399)
Catholic agrarian unions (ln)	-1.063 (1.120)	0.505 (2.314)	2.507 (2.383)
Illiteracy 1930	-0.505** (0.177)	-0.646** (0.231)	-0.451** (0.183)
Change in literacy (1877-1930)	-1.259*** (0.301)	-0.866*** (0.165)	-0.848** (0.359)
Catholic associational membership (ln)	6.518** (2.298)	6.181*** (1.616)	6.212** (2.247)
Constant	4.669 (27.67)	27.23 (27.87)	13.93 (38.88)
Observations	50	50	50
R^2	0.399	0.489	0.495

Robust standard errors in parentheses.

*** $p < 0.01$, ** $p < 0.05$, * $p < 0.1$.

landownership patterns nor the Catholic mobilization of agrarian owners conditioned conservative voting in these models. The coefficient for agrarian unions displays more instability, becoming larger and positive in the 1936 elections, but it does not reach statistical significance in these models. Finally, the linguistic distinctiveness indicator is negative and significant at the 0.10 level only in the 1936 elections, a likely result of the polarization of center-periphery conflicts and the growing hostility of the right towards regional autonomy.

The most remarkable negative finding concerns the null effect of provincial landownership patterns.²⁰ The effect of this variable could be conditional on other characteristics of the Spanish provinces, such as the percentage of people occupied in the rural sector. However, including interactions between this and other provincial characteristics did not render significant coefficients either. It is also

²⁰Using Carrión's indicator for large landholdings or Domènech and Sánchez-Cuenca's figure (2021) for the percentage of landless rural workers does not alter this result.

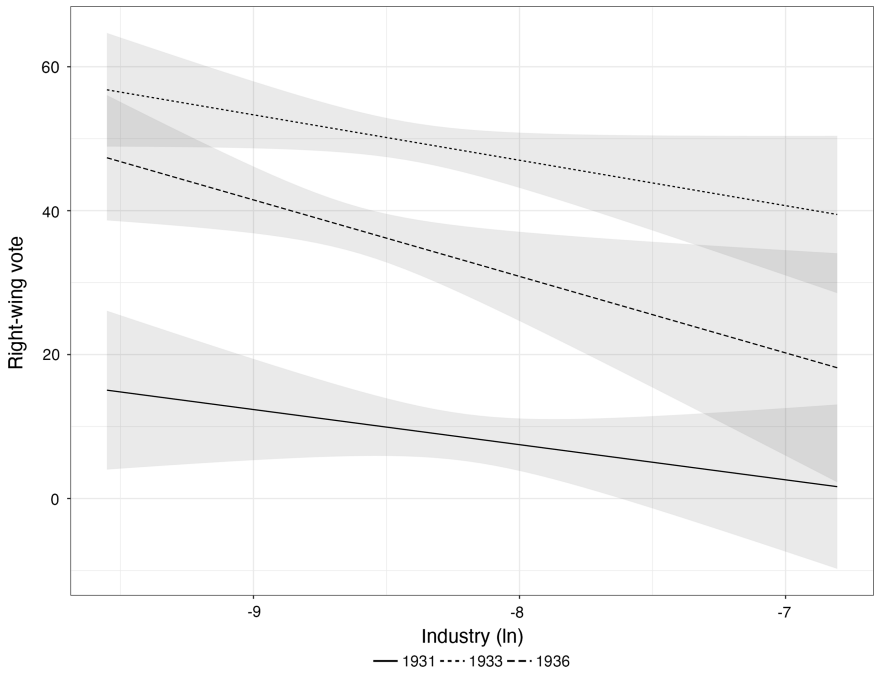


Figure 4. Marginal effects. Industrialization levels and vote for the right.

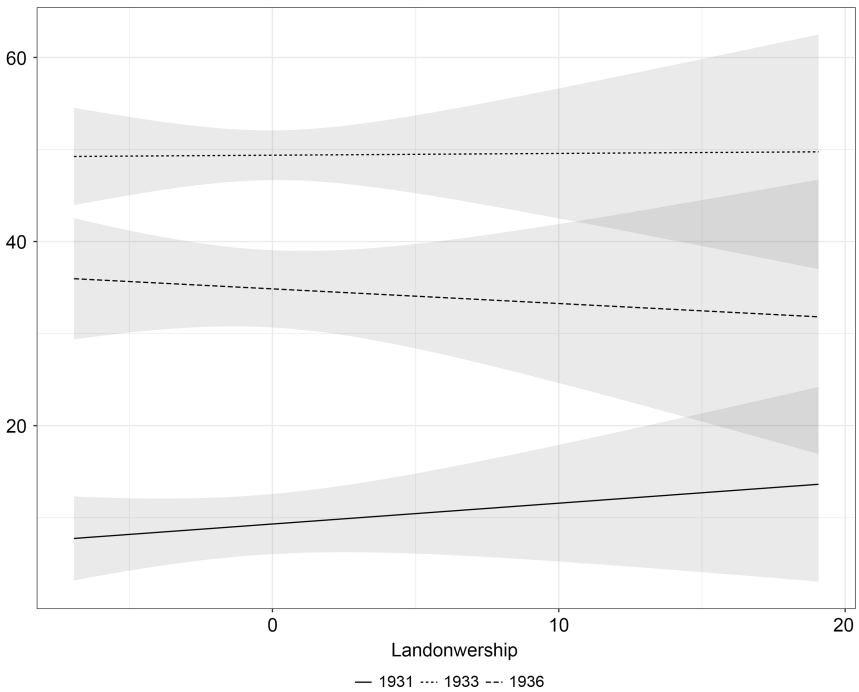


Figure 5. Marginal effects. Size of landholdings and vote for the right.

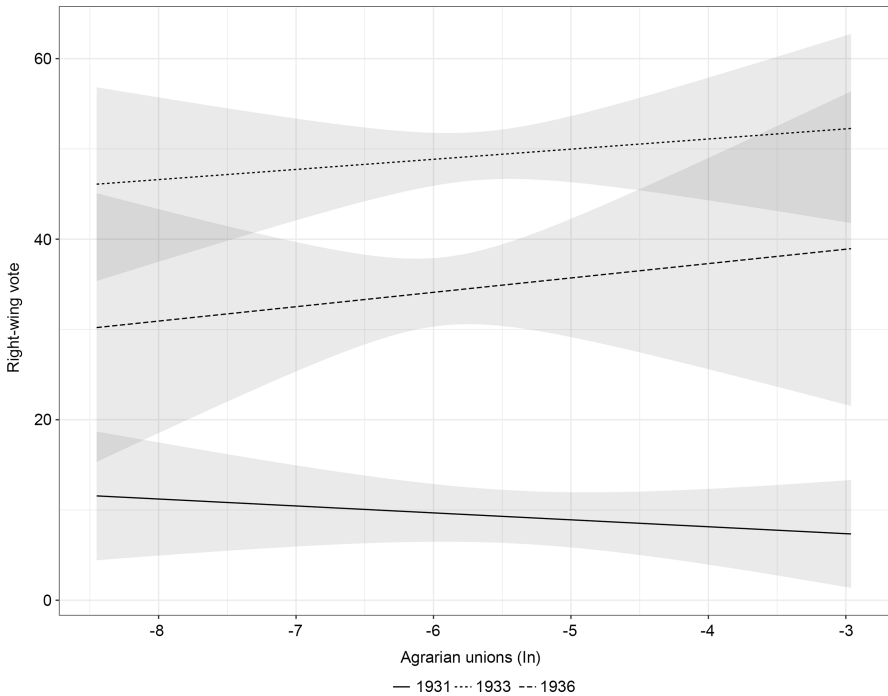


Figure 6. Marginal effects. Agrarian unions and vote for the right.

plausible that the electoral effects of landownership patterns could be traced at the local but not at the provincial level. Testing this hypothesis would demand gathering data and conducting analyses at the municipal level, a task that can be addressed only in future research.

The relative importance of these different predictors can also be assessed by examining changes in explained variance after dropping variables from the full equation (see Tables 4–6). In the 1936 elections, the variables that most drastically improve the explanatory power of the OLS regression are, in this order, Catholic associational membership, industrial production, literacy growth, and illiteracy levels. In the 1933 the elections, the variables making a stronger difference are illiteracy, growth in literacy levels, and Catholic associational membership. Finally, in the 1931 elections the variables having stronger effects on conservative voting are literacy growth, Catholic associational membership, and literacy levels. Overall, as expected on the basis of the discussion laid out in section two, these models reveal the key importance of Catholic associational membership and literacy patterns and dynamics for conservative support. The positive effect of lay Catholic associations reveals the crucial role played by Catholic networks and organizations in the electoral mobilization of regional electorates. Literacy variables are of crucial importance also, but the causal mechanisms that led to their electoral effects are more complex and difficult to ascertain. Regarding the effects of previous changes in literacy levels, one can hypothesize that they went hand in hand with cultural

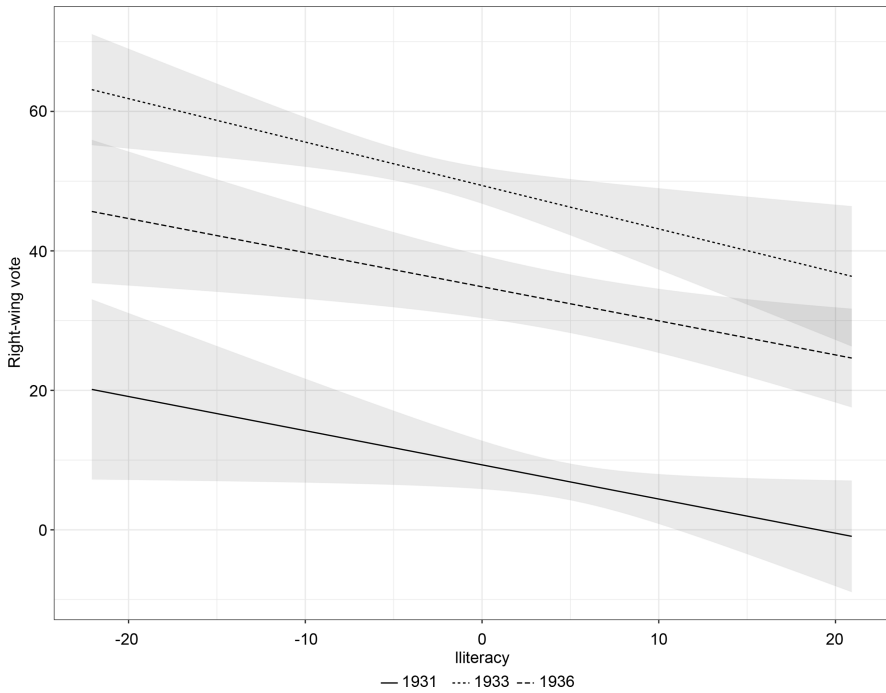


Figure 7. Marginal effects. Illiteracy and vote for the right.

modernization, and that this process of cultural change severely damaged support for conservative ideas, even after controlling for other correlates of economic modernization like industrialization levels. As for the effect of long-term alphabetization levels, it might be argued that this variable was already conditioned by other social factors associated with the success of the right, such as the cultural influence of the Church, the extent of agrarian inequalities, and the use of languages different from Castilian Spanish (Gutiérrez and Quiroga 2023). Still, it must also be taken into account that these models are already controlling for land ownership patterns, the presence of peripheral languages, and the strength of the Catholic civil society. Interestingly enough, after dropping the illiteracy variable from the models, the indicator for agrarian associational membership becomes statistically significant at the 0.05 level in the 1933 and 1936 elections. One can only hypothesize that alphabetization processes taking place before industrialization, which were led either by the state or the Catholic Church, managed to spread traditional values and identities, particularly in contexts that were already fertile ground for these sorts of orientations and ideas (such as the territories of central-northern Spain, where literacy levels were traditionally high). This was not the case, by contrast, when alphabetization progressed at the same time as industrialization developed, in very different social and spatial settings, and also in context in which new and politically disruptive actors (for instance, trade unions) articulated completely different values and identities.

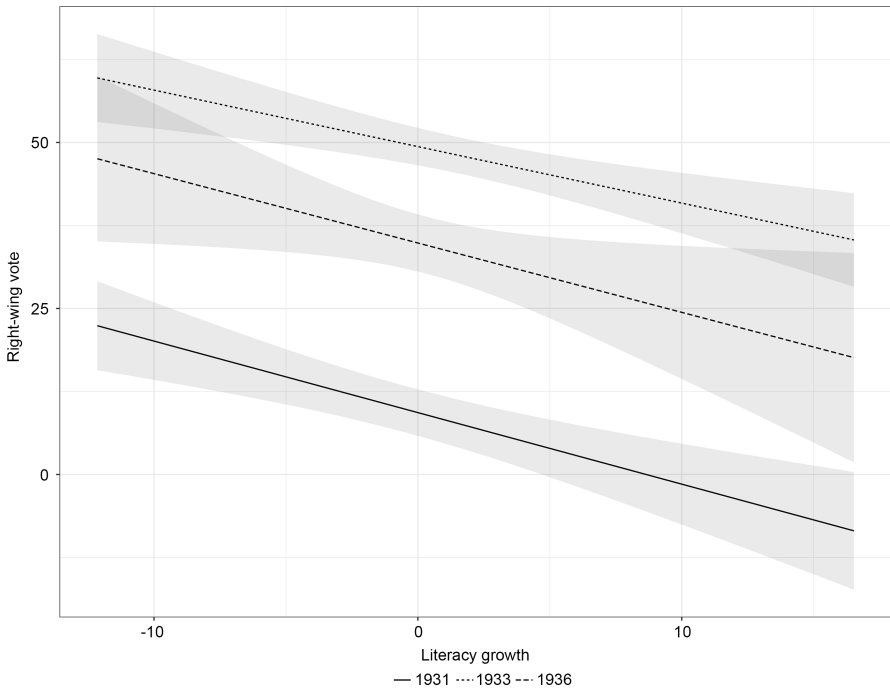


Figure 8. Marginal effects. Literacy growth and vote for the right.

Overall, my results confirm some of the expectations laid out in section two, particularly the crucial role played by Catholic activism, industrialization, and alphabetization in the explanation of the conservative vote. More generally, they also show that the conservative right managed to build a powerful base of electoral support in a very short period of time, grounding its success in the structural characteristics of Spanish territories. I now turn to the implications of these findings for understanding the situation of the right in that historical period.

Conclusion

At the beginning of the Second Republic, in 1931, Spanish conservative sectors lacked a stable and socially rooted political organization channeling their interests and ideas. This was the paradoxical result of the absence of a programmatic and competitive party system in the oligarchic and clientelistic Restoration regime (Varela Ortega 1977; Ziblatt 2017). Furthermore, as analyzed by Luebbert (1991), the weakness of right and center-right actors was accentuated by cultural divisions splitting the middle and upper classes, especially by the center-periphery cleavage pitting Spanish against Catalan and Basque nationalisms. However, despite these initial limitations, the right managed to build a strong electoral coalition in a very short period of time. The analyses included in this paper shed light on this process

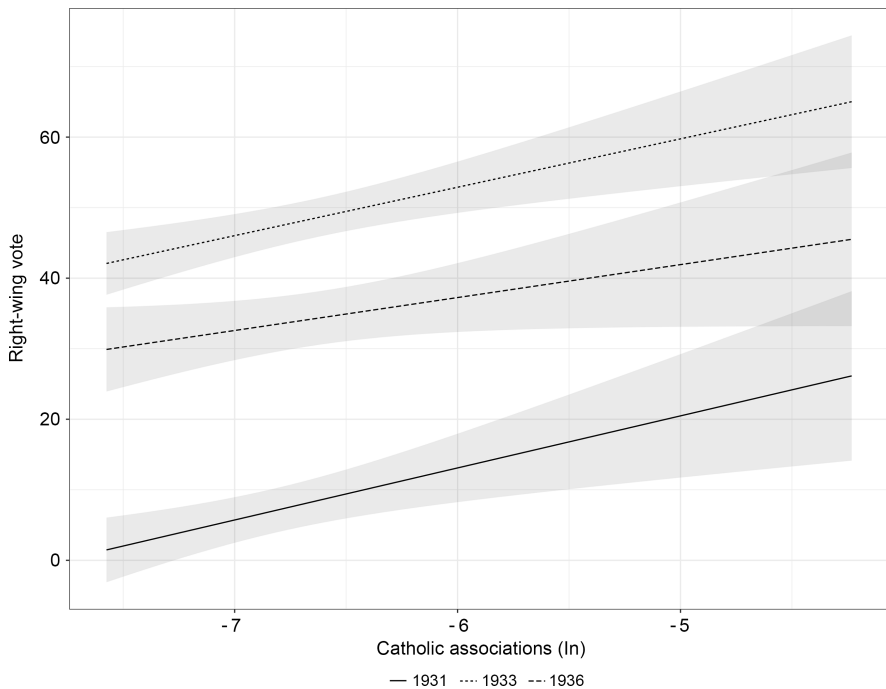


Figure 9. Marginal effects. Lay Catholic associations and vote for the right.

by identifying the social and structural factors that allowed the right to surmount these initial limitations. These analyses show that conservative support was rooted in a set of interconnected social, economic, and cultural conditions. More specifically, they reveal that literacy levels, modernization processes, and lay Catholic associational life strongly conditioned the conservative success. Of course, this process was driven by both endogenous dynamics and exogenous shocks (Linz 1978). The Second Republic was marked by agrarian and religious reforms (1931–32) and counter-reforms (1934–35), as well as by the 1932 failed military coup and the 1934 October revolution and its traumatic sequels. The establishment of authoritarian regimes in Germany and Austria in the 1933–34 period also had a strong polarizing impact. These developments shaped and accelerated the cleavage crystallization process that took place during the Second Republic.

Perhaps one of the most important specific findings of this analysis lies in the strong association between the strength of lay Catholic associations and the electoral results of the right. Historical studies have already shown the key role played by the Catholic Church in the founding and organizational life of the CEDA (Montero 1977). Analyses in this paper enrich previous knowledge on this topic by clearly showing the strong connection between conservative electoral performance and the presence of lay Catholic associations. This finding is consistent with Bartolini and Mair's (2007: 2014) interpretation of the relationships between non-partisan civil society organizations and the formation and stabilization of political cleavages. It

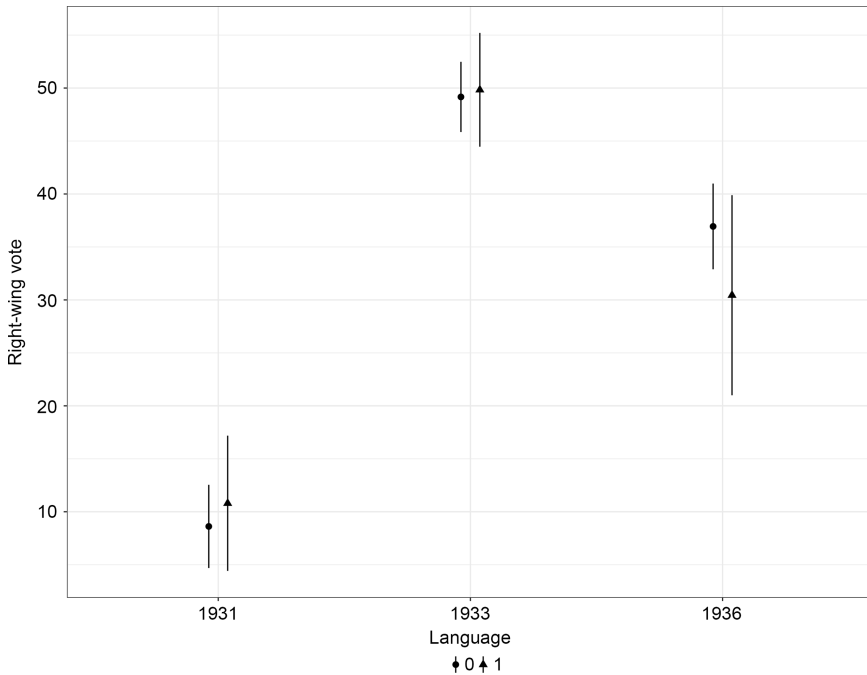


Figure 10. Marginal effects. Peripheral language and vote for the right.

also confirms Kalyvas's analysis (1996) on the role of Catholic organizations in the development of confessional parties in Europe. Organizations connected to the Church and rooted in the state/church cleavage were able to mobilize important segments of the electorate on the basis of a combination of social and symbolic issues that articulated Catholic values and traditional conceptions of the Spanish national identity.

In the ideological frame articulated by the Spanish right, religious secularization, agrarian reforms, and Catalan nationalism had to be interpreted as existential threats to the values of Catholicism, social order, private property, and Spanish national identity. It is also this frame which allowed the right, in Riley's terms (2010: 32, 194, 215), to achieve intraclass hegemony in most of Spain and interclass hegemony in many central and central-northern provinces. In so doing, conservative political actors managed to overcome the historical constraints identified by Luebbert's (1991) and Ziblatt's (2017) illuminating analyses of the causes of democratic breakdowns in interwar Europe. By shedding light on the factors affecting the electoral performance of the Spanish right, I introduce important nuances in Luebbert's and Ziblatt's interpretations of the causes of conservative weakness and its consequences for democratic consolidation. Still, only by conducting similar analyses in comparable countries will it be possible to assess the generalizability of this paper's findings.

Table 4. Multivariate regression. Predictors of the electoral performance of the right in the 1931 elections dropping one different variable in each model (with the exception of Model 8). Observations have been clustered into regions. Robust standard errors in parentheses

Variable	(1)	(2)	(3)	(4)	(5)	(6)	(7)	(8)
Industry (ln)	-4.284 (3.506)		-4.304 (3.515)	-4.774 (3.603)	-0.892 (3.086)	-5.246 (4.379)	-0.991 (3.810)	-4.752 (3.617)
Peripheral language	3.465 (3.435)	3.284 (3.731)		4.297 (3.549)	2.967 (3.412)	-1.604 (5.575)	10.19 (7.076)	4.425 (3.594)
Agrar. unions (ln)	-1.204 (1.199)	-1.089 (1.118)	-1.005 (1.061)		1.134 (0.947)	-1.713 (1.765)	-0.919 (1.210)	-1.063 (1.120)
Illiteracy 1930	-0.486** (0.173)	-0.408** (0.155)	-0.490** (0.179)	-0.456*** (0.137)		-0.599*** (0.201)	-0.500** (0.204)	-0.505** (0.177)
Literacy change	-1.273*** (0.292)	-1.276*** (0.306)	-1.178*** (0.233)	-1.278*** (0.312)	-1.387*** (0.328)		-1.104*** (0.277)	-1.259*** (0.301)
Catholic assoc. (ln)	6.529** (2.335)	5.429** (1.986)	7.174** (2.546)	6.482** (2.362)	6.465** (2.639)	5.198 (3.010)		6.518** (2.298)
Landholdings size		0.0812 (0.217)	0.108 (0.157)	0.257 (0.193)	-0.00241 (0.227)	0.345 (0.310)	0.231 (0.348)	0.220 (0.167)
Constant	8.188 (26.80)	37.60*** (12.41)	14.43 (25.60)	10.16 (23.08)	49.27** (21.96)	-9.728 (34.94)	-7.326 (36.74)	4.669 (27.67)
Observations	50	50	50	50	50	50	50	50
R ²	0.395	0.376	0.391	0.395	0.303	0.223	0.292	0.399

Robust standard errors in parentheses.

*** $p < 0.01$, ** $p < 0.05$, * $p < 0.1$.

Table 5. Multivariate regression. Predictors of the electoral performance of the right in the 1933 elections dropping one different variable in each model (with the exception of Model 8). Observations have been clustered into regions. Robust standard errors in parentheses

Variables	(1)	(2)	(3)	(4)	(5)	(6)	(7)	(8)
Industry (ln)	-7.407** (2.759)		-7.715** (3.199)	-7.754** (3.412)	-2.824 (3.228)	-8.105* (3.902)	-4.198 (4.637)	-7.765** (3.433)
Peripheral language	-0.241 (3.058)	-1.372 (2.589)		0.555 (3.193)	-1.373 (3.927)	-3.654 (5.182)	5.965 (6.240)	0.494 (3.180)
Agrar. unions (ln)	0.397 (2.251)	0.463 (2.368)	0.511 (2.301)		3.317** (1.313)	0.0577 (2.205)	0.641 (1.958)	0.505 (2.314)
Illiteracy 1930	-0.632** (0.235)	-0.487* (0.260)	-0.644** (0.227)	-0.669*** (0.151)		-0.711*** (0.217)	-0.642** (0.222)	-0.646** (0.231)
Literacy growth	-0.877*** (0.160)	-0.894*** (0.172)	-0.857*** (0.184)	-0.857*** (0.150)	-1.030*** (0.245)		-0.719*** (0.210)	-0.866*** (0.165)
Catholic assoc (ln)	6.190*** (1.585)	4.402*** (1.425)	6.255*** (1.630)	6.199*** (1.589)	6.114** (2.306)	5.273** (2.365)		6.181*** (1.616)
Landholdings size		-0.0587 (0.279)	0.156 (0.339)	0.151 (0.323)	-0.116 (0.300)	0.255 (0.419)	0.179 (0.350)	0.168 (0.362)
Constant	29.92 (25.31)	81.04*** (17.31)	28.32 (23.93)	24.62 (28.69)	84.32*** (20.76)	17.32 (32.11)	15.85 (37.63)	27.23 (27.87)
Observations	50	50	50	50	50	50	50	50
R ²	0.487	0.416	0.489	0.488	0.299	0.388	0.372	0.489

Robust standard errors in parentheses.

*** $p < 0.01$, ** $p < 0.05$, * $p < 0.1$.

Table 6. Multivariate regression. Predictors of the electoral performance of the right in the 1936 elections dropping one different variable in each model (with the exception of Model 8). Observations have been clustered into regions. Robust standard errors in parentheses

Variables	(1)	(2)	(3)	(4)	(5)	(6)	(7)	(8)
Industry (ln)	−9.953** (4.082)		−10.18** (4.318)	−9.258* (4.743)	−5.862 (3.613)	−9.643* (4.757)	−5.726 (3.559)	−9.311** (4.288)
Peripheral language	−7.239* (3.922)	−10.79* (5.828)		−8.255* (4.451)	−9.861** (4.333)	−12.62* (6.557)	−3.059 (5.064)	−8.558* (4.399)
Agrarian unions (ln)	2.700 (2.409)	2.457 (2.038)	2.395 (2.492)		4.470** (1.867)	2.069 (2.385)	2.644 (2.005)	2.507 (2.383)
Illiteracy 1930	−0.477** (0.171)	−0.261 (0.169)	−0.479** (0.171)	−0.564*** (0.105)		−0.515*** (0.161)	−0.446* (0.212)	−0.451** (0.183)
Literacy growth	−0.828** (0.364)	−0.881** (0.367)	−1.004** (0.446)	−0.802** (0.328)	−0.962** (0.343)		−0.699* (0.369)	−0.848** (0.359)
Catholic ass. (ln)	6.197** (2.247)	4.077 (2.400)	4.943* (2.519)	6.297** (2.339)	6.165** (2.595)	5.323* (2.557)		6.212** (2.247)
Landholdings size		−0.575* (0.280)	−0.0856 (0.328)	−0.388 (0.422)	−0.501 (0.437)	−0.218 (0.471)	−0.292 (0.292)	−0.302 (0.427)
Constant	9.096 (37.01)	78.45*** (19.04)	−4.946 (36.91)	0.968 (33.18)	53.78* (28.27)	4.237 (38.46)	2.498 (38.11)	13.93 (38.88)
Observations	50	50	50	50	50	50	50	50
R^2	0.488	0.394	0.459	0.467	0.406	0.402	0.381	0.495

Robust standard errors in parentheses.

*** $p < 0.01$, ** $p < 0.05$, * $p < 0.1$.

Acknowledgements. I would like to thank two anonymous reviewers for their helpful comments and suggestions. I also wish to thank Carolina Plaza, Fatima García Díez, Hugo Marcos, Jorge Ramos, José Manuel Gutiérrez, Manuel Alcántara, and Margarita Gómez-Reino for their insights on earlier versions of this work. Special thanks are due to Alvaro Sánchez García for his research assistance and input throughout this project. The first version of this paper was presented at a meeting at the Universidad de Salamanca in September 2022. Funding for this meeting was granted by the Spanish Ministry of Science and Innovation (reference PGC2018–098207–B–I00).

References

- Álvarez Tardío, Manuel** (2016) *Gil-Robles: Un conservador en la República*. Madrid: Fundación FAES.
- Bartolini, Stefano** (2000) *The Political and Electoral Mobilization of the European Left, 1860–1990*. Cambridge: Cambridge University Press.
- (2023) “Cleavages and divides in voting and political theory,” in José Ramón Montero, Paolo Segatti, and Kerman Calvo (eds.) *Religious Voting in Western Democracies*. Oxford: Oxford University Press: 60–85.
- Bartolini, Stefano, and Peter Mair** (2007) *Identity, Competition and Electoral Availability. The Stabilisation of European Electorates (1885–1985)*. Colchester: ECPR Press.
- Beltrán Tapia, Francisco J., and Julio Martínez-Galarraga** (2018) “Inequality and education in pre-industrial economies: Evidence from Spain.” *Explorations in Economic History* 69: 81–101. <https://doi.org/10.1016/j.eeh.2017.12.003>.
- (2020) “Inequality and growth in a developing economy: Evidence from regional data (Spain, 1860–1930).” *Social Science History* 44 (1): 169–92. <https://doi.org/10.1017/ssh.2019.44>.
- Callahan, William James** (2000) *The Catholic Church in Spain, 1875–1998*. Washington DC: The Catholic University of America Press.
- Carreras, Albert, Leandro Prados de la Escosura, and Joan R. Rosés** (2005) “Renta y riqueza,” in Albert Carreras and Xavier Tafunell (eds.) *Estadísticas históricas de España. Siglos XIX–XX. Volume 1*. Bilbao: Fundación BBVA: 1297–1329.
- Carrión, Pascual** (1932). *Los Latifundios en España*. Madrid: Gráficas Reunidas.
- Castillo, Juan José** (1979) *Propietarios muy pobres. Sobre la subordinación política del pequeño campesino*. Madrid. Ministerio de Agricultura. Secretaría General Técnica.
- Colomer, Josep M.** (2003) *Political Institutions*. Oxford: Oxford University Press.
- Converse, Philip** (1964) “The nature of belief systems in mass public,” in David E. Apter (ed.), *Ideology and Discontent*. New York, NY: The Free Press: 206–61.
- De la Cueva Merino, Justo** (2005) “Clericalismo y asociacionismo católico en la España de la Restauración,” in Ángel Luis López Villaverde, Alfonso Botti, and Julio de la Cueva Merino (eds.), *Clericalismo y asociacionismo católico en España: de la Restauración a la transición*. Cuenca: Ediciones de la Universidad de Castilla-La Mancha: 27–50.
- Domènech, Jordi, and Ignacio Sánchez-Cuena** (2021) “The long shadow of agrarian conflict: Agrarian inequality and voting in Spain.” *British Journal of Political Science* 52 (4): 1668–88. <https://doi.org/10.1017/S0007123421000387>.
- Eley, Geoff** (1980) *Reshaping the German Right. Radical Nationalism and Political Change after Bismarck*. New Haven: Yale University Press.
- (1988) *Nazism as Fascism*. New York: Routledge.
- Erdozain Azpilicueta, Pilar, and Fernando Mikelarena Peña** (1999) “Las cifras de activos agrarios de los censos de población españoles del período 1877–1991. Un análisis crítico.” *Boletín de la Asociación de Demografía Histórica* 17: 89–113.
- Espigado Tocino, G.** (2022) “El analfabetismo en España. Un estudio a través del censo de población de 1877.” *Trocadero. Revista del Departamento de Historia Moderna, Contemporánea, de América y del Arte* 1 (2): 173–92.
- García-Badell y Abadía, Gabriel** (1960) “La distribución de la propiedad agrícola en España en las diferentes categorías de fincas.” *Revista de Estudios Agrosociales* 30: 7–32.
- Gil Pecharromás, Julio** (1994) *Conservadores subversivos*. Madrid: Eudema.
- (2002) *Historia de la Segunda República española (1931–1936)*. Madrid: Biblioteca Nueva.

- González Calleja, Eduardo** (2011) *Contrarrevolucionarios*. Madrid: Alianza.
- González Calleja, Eduardo, and Francisco Sánchez Pérez** (2018) "Revisando el revisionismo. A propósito del libro 1936. Fraude y violencia en las elecciones del Frente Popular." *Historia Contemporánea* 58: 851–81.
- González Calleja, Francisco Cobo Romero, Ana Martínez Rus, and Francisco Sánchez Pérez** (2015) *La Segunda República española*. Barcelona: Pasado y Presente.
- Gutiérrez, José Manuel, and Gloria Quiroga Valle** (2023) "Gender gap and spatial disparities in the evolution of literacy in Spain, 1860–1910," Munich Personal RePec Archive. <https://mpra.ub.uni-muenchen.de/116235/>.
- Jiménez Campo, Javier** (1979) *El fascismo en la crisis de la II República*. Madrid: Centro de Investigaciones Sociológicas.
- Kalyvas, Stathis N.** (1996) *The Rise of Christian Democracy in Europe*. Ithaca, NY: Cornell University Press.
- Kane, Anne, and Michael Mann** (1992) "A theory of early twentieth-century agrarian politics." *Social Science History* 16 (3): 421–54. <https://doi.org/10.2307/1171390>.
- Kitschelt, Herbert** (2007) "Party systems," in Carles Boix, and Susan C. Stokes (eds.): *The Oxford Handbook of Comparative Politics*. Oxford: Oxford University Press: 522–54.
- Linz, Juan J.** (1973) "Early state-building and late peripheral nationalisms against the state: The case of Spain," in S.N. Eisenstadt and S. Rokkan (eds.) *Building States and Nations*. Beverly Hills: Sage Publications: 32–116.
- (1976) "Patterns of land tenure, division of labor, and voting behavior in Europe." *Comparative Politics* 8 (3): 365–430.
- (1978) "From great hopes to the civil war: The breakdown of democracy in Spain," in Juan J. Linz and Alfred Stepan (eds.) *The Breakdown of Democratic Regimes*. Europe. Baltimore and London: Johns Hopkins University Press: 142–215.
- Linz, Juan J., and Jesús M. de Miguel** (1977) "Hacia un análisis regional de las elecciones de 1936." *Revista Española de la Opinión Pública* 48: 27–68.
- Linz, Juan J., and Miguel Jerez** (2013) "Los diputados en las cortes de la Restauración y de la Segunda República," in Juan J. Linz: *Obras escogidas. Partidos y élites políticas en España* (edited by José Ramón Montero and Thomas Jeffrey Miley). Madrid: Centro de Estudios Políticos y Constitucionales: 5–81.
- Linz, Juan J.** (1979) *El sistema de partidos en España*. Madrid: Narcea.
- (2013): *La realidad asociativa de los españoles*, in Juan J. Linz: *Obras escogidas. Historia y sociedad en España* (edited by José Ramón Montero and Thomas Jeffrey Miley). Madrid: Centro de Estudios Políticos y Constitucionales: 267–98.
- Lipset, Seymour M.** (1959) "Some social requisites of democracy: Economic development and political legitimacy." *The American Political Science Review* 53 (1): 69–105. <https://doi.org/10.2307/1951731>.
- Lipset, Seymour M., and Stein Rokkan** (1967) "Cleavage structures, party systems, and voter alignments: An introduction," in S.M. Lipset and S. Rokkan (eds.) *Party Systems and Voter Alignments: Cross-National Perspectives*. Toronto: The Free Press: 1–64.
- Llamazares, Iván, Hugo Marcos-Marné, and Javier Martín-Vallejo** (2017). "Peripheral identities in contemporary Spain." *Ethnicities* 17 (6): 844–66. <https://doi.org/10.1177/1468796815620706>.
- Luebbert, Gregory M.** (1991) *Liberalism, Fascism, or Social-Democracy: Social Classes and the Political Origins of Regimes in Interwar Europe*. Oxford: Oxford University Press.
- Malefakis, Edward** (1971) *Reforma agraria y revolución campesina en la España del siglo XX*. Barcelona: Ariel.
- Montero, José Ramón** (1977) *La CEDA. El catolicismo social y político en la II República Española*. 2 vols. Madrid: Ediciones de la Revista del Trabajo.
- (2023) "Religious cleavages and religious voting," in José Ramón Montero, Paolo Segatti, and Kerman Calvo (eds.) *Religious Voting in Western Democracies*. Oxford: Oxford University Press: 86–142.
- Montero, José Ramón, and Ignacio Lago** (2013) "Los sistemas electorales de las democracias españolas: la Segunda República y la monarquía parlamentaria," in José Vicente Gimeno Sendra et al.: *Constitución y democracia: Ayer y hoy*. vol. 3. Madrid: Universitas: 2577–2608.
- Palafox, Jordi** (1991) *Atraso económico y democracia. La Segunda República y la economía española, 1892–1936*. Barcelona: Crítica.

- Riley, Dylan** (2010) *The Civic Foundations of Fascism in Europe: Italy, Spain, and Romania. 1870–1945*. Baltimore: The Johns Hopkins University Press.
- Robledo, Ricardo** (2002) *La Tierra es Vuestra*. Barcelona: Pasado y Presente.
- Rokkan, Stein** (1999) *State Formation, Nation-Building, and Mass Politics in Europe*. Oxford: Oxford University Press.
- Schatz, Sara** (2001) “Democracy’s breakdown and the rise of fascism. The case of the Spanish second republic, 1931–6.” *Social History* 26 (2): 145–65.
- Simpson, James, and Juan Carmona** (2020) *Why Democracy Failed. The Agrarian Origins of the Spanish Civil War*. Cambridge: Cambridge University Press.
- Slez, Adam** (2022) “Situating politics: Spatial heterogeneity and the study of political history.” *Social Science History* 46 (4): 719–50. <https://doi.org/10.1017/ssh.2022.10>.
- Tusell, Javier** (1971) *Las elecciones del Frente Popular*. Volume 2. Madrid: Cuadernos para el Diálogo.
- (1982) *Las constituyentes de 1931. Unas elecciones de transición*. Madrid: Centro de Investigaciones Sociológicas.
- Varela Ortega, José** (1977) *Los amigos políticos. Partidos políticos y caciquismo en la España de la Restauración (1875–1900)*. Madrid: Alianza.
- Verdoy, Alfredo** (2010) “La Confederación Nacional Española de las Congregaciones Marianas o la movilización de La Juventud de La Virgen (1919–1923).” *Estudios Eclesiásticos. Revista de Investigación e Información Teológica y Canónica* 85 (334): 547–73.
- Vilanova Ribas, Mercedes, and Xavier Moreno Julià** (1992) *Atlas de la evolución del analfabetismo en España*. Madrid: Ministerio de Educación y Ciencia.
- Villa García, Roberto** (2011) *La República en las urnas. El despertar de la democracia en España*. Madrid: Marcial Pons.
- Vincent, Mary** (1996) *Catholicism in the Second Spanish Republic: Religion and Politics in Salamanca, 1930–1936*. Oxford: Oxford University Press.
- Wong, D.** (2009) “The modifiable areal unit problem (MAUP),” in A. S. Fotheringham and P. Rogerson (eds.) *The SAGE Handbook of Spatial Analysis*, Los Angeles: Sage: 105–24.
- Ziblatt, Daniel** (2017) *Conservative Parties and the Birth of Democracy*. Cambridge: Cambridge University Press.

Appendix

Table A1. Pearson correlations between the independent variables

	Landhold.	Industrial per capita product	Illiteracy 1930	Literacy growth	Agrarian Catholic unions	Catholic association
Landholdings	1					
Industrial per capita product	-0.0229	1				
Illiteracy 1930	0.229	-0.420**	1			
Literacy growth	-0.246	0.236	-0.0262	1		
Agrarian Catholic unions	-0.176	0.193	-0.502***	-0.0413	1	
Catholic associations	-0.179	0.556***	-0.279*	0.178	0.0737	1
Peripheral language	-0.397**	0.440**	-0.142	0.500***	0.00181	0.619***
<i>N</i>	50	50	50	50	50	50

* $p < 0.05$, ** $p < 0.01$, *** $p < 0.001$.

Iván Llamazares is professor of political science at the University of Salamanca (Spain). His research has focused on the comparative study of political attitudes and party-voter links in Europe and Latin America. He has published his research in the journals *West European Politics*, *Acta Politica*, *Social Forces*, *Ethnicities*, *Journal of Contemporary European Studies*, and *International Political Science Review* (illamaz@usal.es).