

duced a severe orchitis in ten days. These findings confirm the earlier reports of similar organisms from cases of mumps. Haden concludes that mumps is probably caused by a Gram-positive diplococcus and not by a filterable virus.

*J. S. Fraser.*

### NOTES AND QUERIES.

#### A NEW LIBRARY AT MANCHESTER.

We understand that, in connection with the establishment of the Ellis Llywy Jones Lectureship at the University of Manchester, a special library is to be founded. The lectureship is for the purpose of training teachers of the deaf, and those who know of deaf education affairs may remember the very curious controversy that arose among teachers of the deaf as to the methods employed at the election. The new library is to be devoted entirely to works dealing with deaf education and matters connected therewith.

M. Y.

#### BRITISH MEDICAL ASSOCIATION: ANNUAL MEETING IN CAMBRIDGE, JUNE 30-JULY 3, 1920.

Although no special section devoted to oto-laryngology has been arranged for this year, we are pleased to see that Mr. H. Tilley is reading a paper (by request) before the Surgical Section on Friday, July 2, at 12.15 p.m., on "Inflammatory Lesions of the Nasal Accessory Sinuses from the Points of the General Physician and Surgeon," which will be followed by a discussion. On the afternoon of the same day he is giving a demonstration (by request) of instruments used in endoscopy of the lower air-passages and the œsophagus.

#### CONGRÈS FRANÇAIS D'OTO-RHINO-LARYNGOLOGIE.

The Annual Session of the French Society of Oto-Rhino-Laryngologie was held in Paris on May 10, 11 and 12, under the Presidency of Dr. Sieur, the well-known professor of this speciality at the large Military Hospital of Val de Grace. The subjects for general discussion were: "Radium and Radio-therapy in Tumours of the Ear, Nose and Throat," introduced by Drs. Lenoir and Sargnon (Lyons), and "Paradental Cysts of the Superior Jaw," introduced by Dr. Jacques (Nancy). There were a large number of papers on various subjects. Another case of spontaneous escape of cerebro-spinal fluid from the nose was put on record by Dr. Constantin (Marseilles), and an interesting series of patients were shown by Dr. Moure (Bordeaux), illustrating the admirable results obtained by laryngo-tracheostomy after stenosis of the larynx and trachea from war injuries. In two of these cases the vocal cords had been destroyed and yet the patients had fair voices, produced by new cicatricial cords, and they had a free airway. The average treatment had been twenty to twenty-four months, but patience and perseverance had enabled them all to dispense with the tracheotomy tube.

Visitors were present from most of the allied countries, including Roumania and the Ukraine. There were a dozen colleagues from Belgium. Great Britain was represented by Messrs. Brown-Kelly, Albert Gray (Glasgow), Paterson (Cardiff), Watson Williams (Bristol), William Hill, Haworth, Wylie and StClair Thomson (London). All of our representatives were entertained by the Society at the Annual Banquet on the evening of May 11 at the Restaurant Marguery.

The President for next year is Dr. Mouret, of Montpellier, who has many friends in this country.

StC. T.

#### MEETINGS OF THE AMERICAN SPECIAL SOCIETIES.

This year the Special Societies of America will hold their Summer Congress in Boston on the following dates: The Laryngological, May 27-29; Otolological, May 31-June 1; Society of American Endoscopists, June 1; Laryngological, Rhinological, and Otolological, June 2-4.

#### THE SCOTTISH OTOLOGICAL AND LARYNGOLOGICAL SOCIETY.


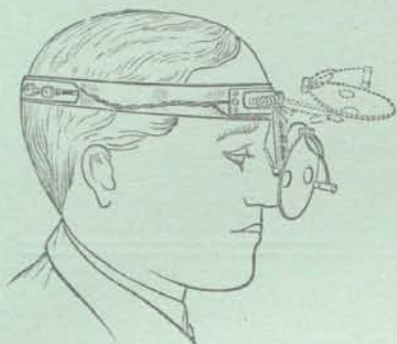
The next meeting will be held in the Royal Infirmary, Edinburgh, on Saturday, June 12, at 4 p.m. Visitors are welcomed. Hon. Secretary: W. S. Syme.

Amongst the names of British subjects recently published in Paris who have been awarded the Médaille de la Reconnaissance Française is the following:

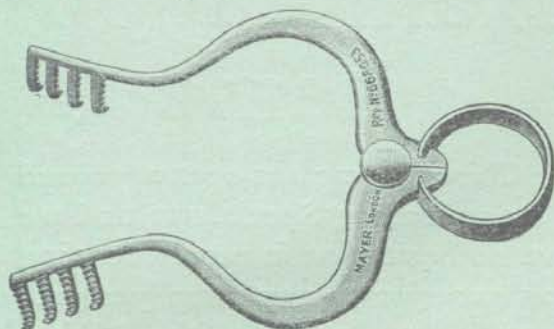
*Silver.*—Sir StClair Thomson, M.D., for Valuable Services as Specialist in Laryngology.

## A NEW HEAD LAMP.

Devised by GILBERT CHUBB, M.B.,  
D.Sc.Lond., F.R.C.S.Eng.



An improved lamp on the Klar principle; fitted with unbreakable mirror of speculum metal; easily adjusted and economical in use. (Vide *Lancet*, March 13th, 1920.)



## A MASTOID RETRACTOR

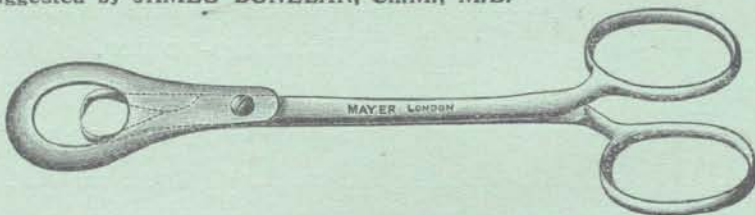
Designed by E. SEYMOUR JONES, F.R.C.S.,  
Surgeon, Birmingham Ear and Throat Hospital.

A simple self-retaining spring retractor; easily placed in position and removed and not liable to slip when in use.

## A TONGUE HOLDER & DEPRESSOR for Tonsillectomy.

Suggested by JAMES DONELAN, Ch.M., M.B.

When removing the tonsils by dissection this tongue forceps has been found useful. The points are inserted transversely and well back in the dorsum of the tongue, which is depressed so as to give a good view and free the respiratory passages.



Particulars on application to

*Mayer & Phelps*

CHIRON HOUSE,  
59 & 61, New Cavendish St.,  
LONDON, W. 1.




Telephone:  
MAYFAIR 6320 (2 lines).

Telegrams:  
"TREPINE, WESDO, LONDON."

*Mayer & Phelps*

CHIRON HOUSE,  
59-61, New Cavendish St.,  
London, W. 1.

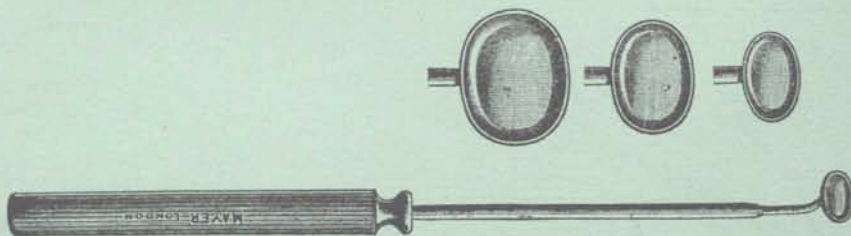


## Chiron Examination Lamp (Regd.)

The Chiron Lamp has been approved by many leading Specialists, and we have no hesitation in recommending it as superior to any lamp yet produced. The Burner of the  $\frac{1}{2}$ -Watt type, of special design, gives a brilliant illumination of about 200 candle-power.

## TONSIL PASTE APPLICATOR.

Devised by IRWIN MOORE, M.B., C.M.Edin., Surgeon to the Throat Hospital, Golden Square.



*Vide* "The Treatment of Enlarged or Diseased Tonsils in Cases where Surgical Procedures are Contra-indicated" (*Journal of Laryngology*, October, 1919).