

Substance misuse in life and death in a 2-year cohort of suicides

Karen Galway, Diana Gossrau-Breen, Sharon Mallon, Lynette Hughes, Michael Rosato, Janeet Rondon-Sulbaran and Gerard Leavey

Background

Although substance misuse is a key risk factor in suicide, relatively little is known about the relationship between lifetime misuse and misuse at the time of suicide.

Aims

To examine the relationship between substance misuse and subsequent suicide.

Method

Linkage of coroners' reports to primary care records for 403 suicides occurring over 2 years.

Results

With alcohol misuse, 67% of the cohort had previously sought help for alcohol problems and 39% were intoxicated at the time of suicide. Regarding misuse of other substances, 54% of the cohort was tested. Almost one in four (38%)

tested positive, defined as an excess of drugs over the prescribed therapeutic dosage and/or detection of illicit substances. Those tested were more likely to be young and have a history of drug misuse.

Conclusions

A deeper understanding of the relationship between substance misuse and suicide could contribute to prevention initiatives. Furthermore, standardised toxicology screening processes would avoid diminishing the importance of psychosocial factors involved in suicide as a 'cause of death'.

Declaration of interest

None.

Copyright and usage

© The Royal College of Psychiatrists 2016.

Effective suicide prevention initiatives rely on identifying factors involved in vulnerability and risk and provide opportunities for intervention. Although addiction and misuse of alcohol, prescriptions and illicit drugs are key risk factors for suicide,^{1–3} the interaction between lifetime substance misuse and misuse at death is less well-documented. To develop and implement successful interventions for suicide prevention, it is important to know what role substance misuse and impaired reasoning and perception play, not only as integral to the life of an individual, but also at the time of considering and acting on suicidal thoughts.^{4,5}

Illicit substance misuse is strongly associated with suicidal acts, even when the method does not involve drug overdose.⁶ Moreover, dependent substance misusers record higher prevalences of all major risk factors for suicide than the general population,⁶ in the forms of psychopathology, family dysfunction, social isolation, and lower socioeconomic status.^{7–9} One UK study¹⁰ indicates that drug overdose deaths among drug misusers feature frequent contacts with services in the months leading up to the deaths, along with a high incidence of suicidal ideation and previous suicide attempts. However, this study was limited to drug overdose deaths alone, excluding hanging, which forms the majority of suicide deaths. Further to existing evidence on illicit drug misuse, combined alcohol and polydrug use in recreational settings has become a cause for concern in recent years. In the USA, it is estimated that 10% of the population are affected by alcohol or illicit drug use, with approximately 2% (3.2 million individuals) experiencing problematic polysubstance misuse.¹¹

The Adult Drinking Pattern survey reports that 23% of the Northern Ireland population drink more than the weekly drinking limits (with 18% described as hazardous drinking and 5% as harmful – the latter equating to alcohol dependence). Of those adults who drink alcohol (74%), 30% engage in at least one binge-drinking episode per week.¹² The Northern Ireland Crime Survey 2008/2009 reported a 3.8% prevalence for illegal drug use: here survey respondents had been asked whether they had

ever taken diazepam/Valium which was not prescribed by a doctor.¹³ In contrast to the Drug Prevalence Survey findings which indicate higher use of sedatives and tranquillisers in women and older adults, the National Advisory Committee on Drugs (NACD) and Public Health Information and Research Branch (PHIRB) have reported that non-prescribed tranquilliser use was more common in men and younger age groups.¹⁴ The Drug Misuse Database collects information on those presenting for treatment for their drug misuse (including those receiving services in prison). The latest report shows that 61% of drug users took two or more drugs. This proportion has been increasing again in recent years, up from 51% in 2009/2010 when it was at its lowest.¹⁵

The UK-based Association for Young People's Health recently reported an increase in young people help-seeking for polydrug misuse.¹⁵ Alcohol and drug use (both prescription and illicit) play a significant part in suicide in Ireland.¹⁶ A recent study detected drugs in 48% of cases of death by hanging with alcohol featuring in 55% of all suicides.¹⁶ Missing from this analysis was any link to drug and alcohol misuse prior to the suicide event. Therefore, although the existing knowledge base provides a clear picture of the relevance of substance misuse to suicide deaths, there remains a lack of appropriate data linkage for closer examination of the relationship between drug and alcohol misuse in life and at time of death. Matching general practitioner (GP) record data with standardised toxicology screening may support the development of interventions to prevent suicide.

Method

Data collection

We examined all deaths in Northern Ireland determined to be suicide by the Coroners Service for Northern Ireland between 1 March 2007 and 28 February 2009. Data collection was carried

out between January and November 2011, initially from the Coroner Service for Northern Ireland (CSNI) and linked to associated data extracted from GP records. Two researchers extracted this data and a comprehensive database was established in SPSS. To ensure interrater reliability, 10 CSNI files and 10 GP records were initially examined by both researchers (K.G. and S.M.), followed by discussions to ensure that the variable label definitions were robust. Additional methodological details have been published elsewhere.¹⁷

Data preparation

Histories of help-seeking for substance misuse were extracted from the GP records. Because of the lack of standardisation in GP terminology classifying this information proved a challenge – for example, terms included: history of alcohol misuse; alcohol dependency syndrome; heavy drinker; substance dependence; ‘benzo addiction’; addicted to painkillers; and opiate dependence. Although it was not possible to consistently classify substance misuse as either a current or historical issue, reference to relapse of historical substance misuse appeared frequently, although not in a systematic manner suitable for coding. For this analysis, both the alcohol and drug misuse data were (separately) summarised into two dichotomous variables noting any form of help-seeking for either alcohol misuse or substance misuse (prescription or illicit drugs). For this reason, the term substance misuse necessarily encompasses substance dependence throughout the paper.

Evidence of alcohol and substance misuse at the time of the suicide were obtained from the pathology report in the coroner records. Blood alcohol levels were dichotomised according to the drink-driving limit (>80 mg per 100 ml). In line with the literature, this cut-off represents an accepted standard level defining impaired cognition and functioning.⁴ Where blood toxicology screening was carried out, the pathology report listed any detected substances (either illicit or prescription drugs) with a note referring to whether or not the detected levels of prescription drugs fell within the ‘therapeutic range’ – a value generated after accounting for the list of current medications prescribed to the individual by their GP. By this, a dichotomous variable signifying drug misuse was generated with values: none detected; or non-therapeutic levels of prescription drugs or any level of illicit drugs detected.

Other variables included in the analysis were: presence of a mental health diagnosis; whether or not there had been previous suicide attempts; indication of a history of help-seeking for alcohol misuse; history of help-seeking for substance misuse (prescription and illegal drugs); treatment status at death; locale of residence (whether urban or rural); whether or not the individuals were prescribed drugs at the time of death; and method of suicide (hanging, overdose, other).

Fifty-four per cent of the deaths (218/403) were subject to drug toxicology screening. The pathologist can use discretion in making any decision to order toxicology screening – this was based on information obtained from the police, witness reports and evidence gathered from the scene (for example, whether the individual was known to misuse substances or whether prescription drugs were found). Procedurally, an additional factor in the decision to order a toxicology screening has been the time-lag for toxicology results to be provided by the laboratory. In England, Wales and Northern Ireland, the decision is also ‘subject to the authority of the Coroner who may feel that such investigations may not be necessary to assist in the determination of the cause of death’ (J. Crane, personal communication, 2014). Almost half the cohort was not subject to toxicology screening for substance misuse beyond alcohol, therefore, we examined the

characteristics of those who were subject to toxicology screening for substance misuse to explore the relationship between drug misuse in life and in death by suicide. It is important to examine the differences between those who were screened and those who were not, to assess any patterns involved in the decision to screen, beyond the reported circumstances of the death.

Statistical analyses

Descriptive statistics are presented, including chi-squared tests for significant differences between groups within the cohort (bivariate analyses). Significant variables were entered into a logistic regression model (multivariate analyses) to assess the relevance of individual characteristics to the decision to screen for misuse of substances at the time of death.

Ethical approval

Ethical approval for the study was obtained from the UK Office for Research Ethics Committees Northern Ireland (ORECNI), with access to personal confidential data in both the coroners’ records and the GPs’ records granted via the ‘research exemption’ within Section 33 of the Data Protection Act 1998.

Results

Characteristics of the cohort

Individual characteristics of the 2-year cohort ($n=403$) are described below. GP records were available for 90% (361/403). There were no significant differences by age or gender between those with available or missing GP records. Of the main cohort: males comprised 81% (325/403); age ranged between 11 and 83 years (with a mean of 39); 49% (196/403) were either married or cohabiting; 38% (155/403) were in paid employment; and 40% (161/403), 28% (111) and 32% (129) lived in urban, rural and intermediate areas respectively. In relation to health service access, 41% (148/361) had not been diagnosed with a mental health problem and 46% (167/361) were not in receipt of any secondary or tertiary health service treatment at the time of death. However, 82% (209/361) had consulted with the GP in the 12 months prior to the suicide, and of these 71% (209/296) had presented with mental health concerns. Overall, 50.4% (182/361) were in receipt of mental health-related prescriptions and 50% (181/361) recorded more than six consultations, with a mean of 5.7 for the help-seeking group (296/361).

Table 1 records the levels of help-seeking for alcohol and drug misuse problems in the cohort for (a) the 12 months prior to the suicide (23.6%, 84/356 and 12.8%, 46/360 respectively), (b) and over the lifespan (33.4%, 120/359 and 22.2%, 80/360 respectively).

Blood alcohol reporting

All suicides – except a small number (four) where there was a significant time-lag between the suicide and either the death or the pathological examination of the body – were subject to blood alcohol examination. Overall, 51.6% (204/395) of the cohort tested positive for blood alcohol (with 93% of these recording levels >10 mg per 100 ml): of these, 39.2% (155/395) were over the UK drink-driving limit (80 mg/100 ml), with 27.1% (107/395) at more than twice the UK limit. Of those over the limit, 36.1% (56/155) had sought help for an alcohol-related problem in the 12 months prior to death. Figure 1 records the relationship between help-seeking for alcohol problems over the lifetime and the presence of alcohol at the time of the suicide. Of those over the limit 47.1% (64/136) had visited the GP for an alcohol-related

Table 1 History of substance misuse help-seeking at general practice (*n* = 360)

	<i>n</i>	%
Lifetime history of alcohol misuse help-seeking		
Yes	120	33.4
No	239	66.6
Lifetime history of drug misuse help-seeking		
Yes	80	22.2
No	280	77.8
Last 12 months help-seeking for alcohol misuse		
Yes	84	23.6
No	272	75.8
Last 12 months help-seeking for drug misuse		
Yes	46	12.8
No	314	87.2

problem, whereas 52.9% (72/136) had never sought such help. Of those not over the limit, 75.1% (166/221) recorded no history of help-seeking for alcohol misuse, whereas 24.9% (55/221) did. However, perhaps surprisingly, a smaller minority had sought help over concerns about alcohol misuse in the 12 months prior to death (10%; 22/221).

Toxicology reporting of prescription and illegal drug misuse

Figure 2 records the relationship between toxicological screening for drug misuse at the time of the suicide and help-seeking for drug misuse over the lifetime: 37.6% (70/186) of those screened recorded positive results for drug misuse at the time of death. Of these 65.7% (46/70) did not seek help for drug misuse over their lifetime, whereas 34.3% (24/70) did. This relationship is mirrored

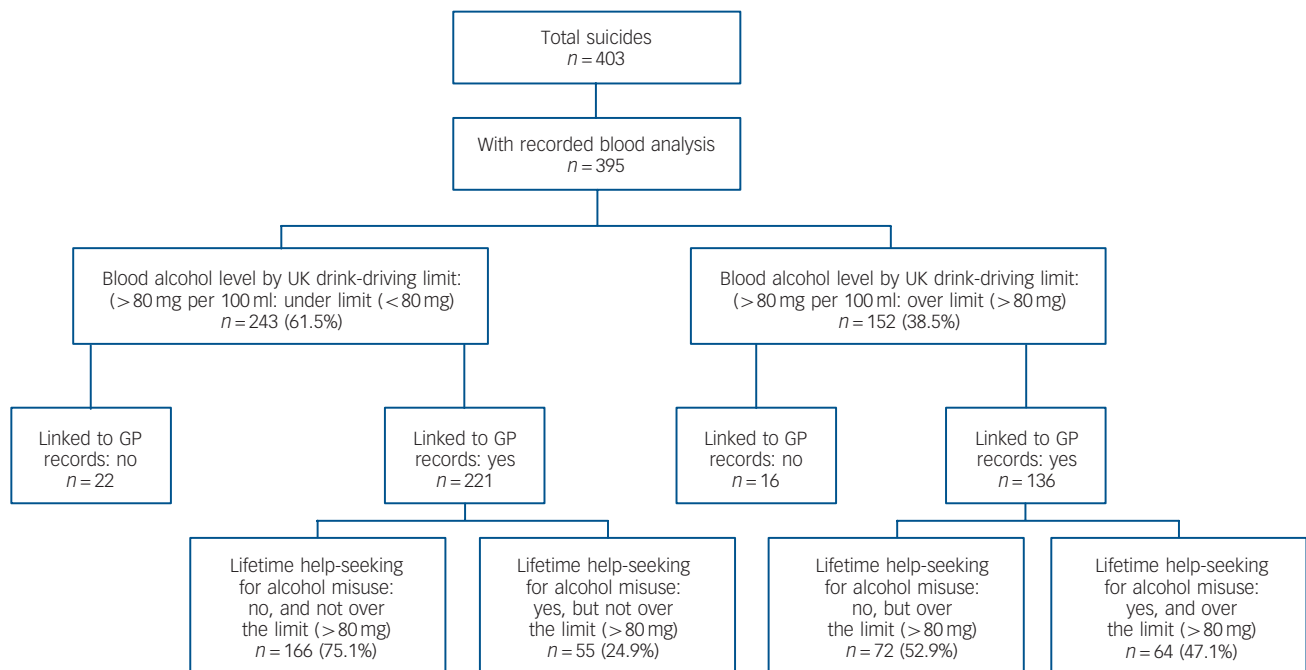


Fig. 1 Suicides in Northern Ireland (March 2007–February 2009): blood alcohol levels at the time of death, linked to lifetime help-seeking for alcohol misuse

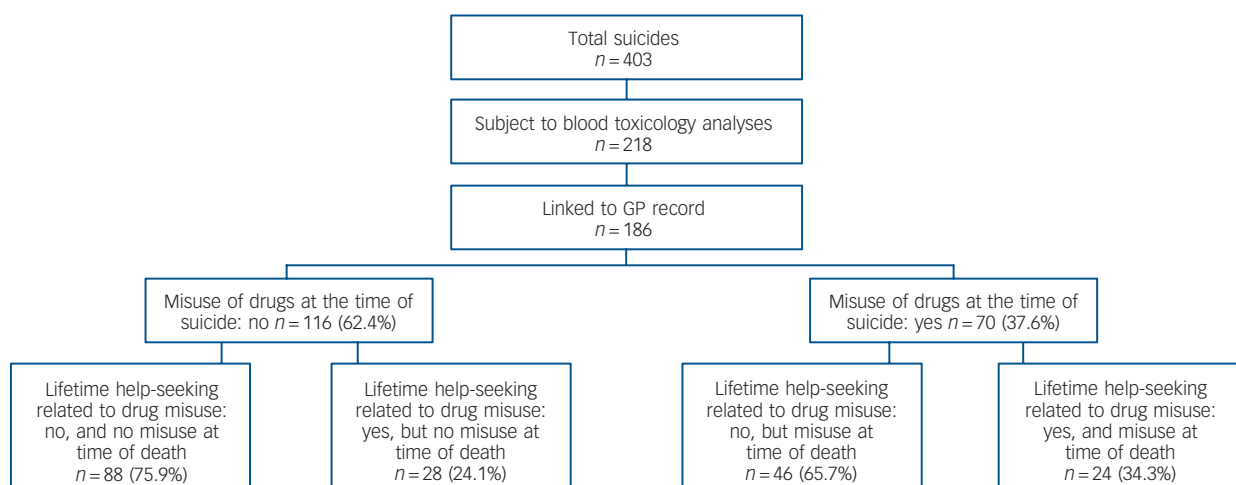


Fig. 2 Suicides in Northern Ireland (March 2007–February 2009): toxicology screening^a at the time of death, linked to lifetime help-seeking for drugs misuse.

GP, general practitioner.

a. A positive toxicology result is characterised either by the detection of illicit substances or the presence of prescribed substances used over and above the prescribed therapeutic level.

b. Results are for coroner's files and GP records combined.

Table 2 Logistic regression model predicting the odds of a toxicology report being carried out ($n = 360$)

Variables in the model (pseudo- $R^2 = 0.21$)	Odds ratio	P	Significance	95% CI
Gender				
Female	1.00			
Male	1.34	0.33		0.74–2.41
Age, years				
<25	1.00			
26–44	0.28	<0.01	**	0.14–0.55
45–64	0.16	<0.01	**	0.08–0.33
>65	0.09	<0.01	**	0.03–0.26
Drug misuse				
No record by GP	1.00			
Record of drug misuse	2.05	0.016	*	1.14–3.70
Method				
Hanging	1.00			
Overdose	13.73	<0.01	**	3.03–62.33
Other	1.83	0.05		0.99–3.35

** , significant to $P < 0.01$; * , significant to $P < 0.05$.

to a large extent among those who tested negative for misuse: 24.1% (28/116) and 75.9% (88/116) respectively for those who did and did not seek help.

Determinants of toxicology screening

Of the 403 suicide deaths, 54% (218/403) had been subject to blood toxicology testing. We found no differences in the likelihood of testing for gender, number of drugs prescribed, treatment status at death, mental health diagnosis, history of help-seeking for alcohol misuse, degree of rurality or prior suicide attempts. However, people with a recorded history of help-seeking for drug misuse (as reported by the GP) were more likely to be screened (χ^2 (1 d.f., $n = 360$) = 11.5, $P = 0.01$), as were younger people. As age increased, toxicology screening was less frequently performed (χ^2 (3 d.f., $n = 403$) = 28.6, $P < 0.01$). In addition, the method of suicide was associated with the likelihood of screening. As expected, overdoses and ‘all other’ methods were screened more often than hangings.

Table 2 records (for those with GP records) the odds ratios (ORs) associated with factors thought to influence post-suicide blood toxicology screening in the cohort: these include gender, age, method of suicide and history of drug use. The pseudo- R^2 value (Nagelkerke $R^2 = 0.21$) indicates that the model is unlikely to explain more than 20% of the variance (e.g. toxicology screening carried out = yes, no). Death by drug overdose was the strongest predictor of blood toxicology screening (OR = 13.73: $P < 0.01$, 95% CI 3.03–62.33). A history of drug misuse (OR = 2.05: $P = 0.02$, CI = 1.14–3.70) and age remained significant predictors: as age increased, the likelihood of toxicology screening dropped (Fig. 3) – with those aged 65+ one tenth as likely to be screened when compared with those less than 25 years (OR = 0.09: $P < 0.01$, CI = 0.03–0.26).

Among those cases for which a toxicology report was available, we examined the results of the screening to ascertain whether the chances of a positive result differed according to age. Almost two-thirds (61.3%) of the tests were negative (that is, the quantity of drugs detected was within therapeutic range) with no significant difference across age. Figures 3(a) and (b) show that although age is a predictor of toxicology screening being carried out (suicide deaths are significantly less likely to be screened for blood toxicity, as age increases), it appears that there is no difference in the detection of misuse of prescription drugs or illegal drugs across age groups (χ^2 [6 d.f., $n = 218$] = 3.08, $P = 0.80$).

Discussion

As part of a larger research initiative, this paper examines the relationship between substance misuse in life and misuse at death in a cohort of 403 suicides occurring over 2 years in Northern Ireland. This is the first time in a UK setting that primary care help-seeking data for lifetime substance misuse has been linked to toxicology reports of substance misuse at the time of the suicide.

The frequency of substance misuse (of alcohol, prescription drugs and illicit substances) at suicide in this cohort reflects

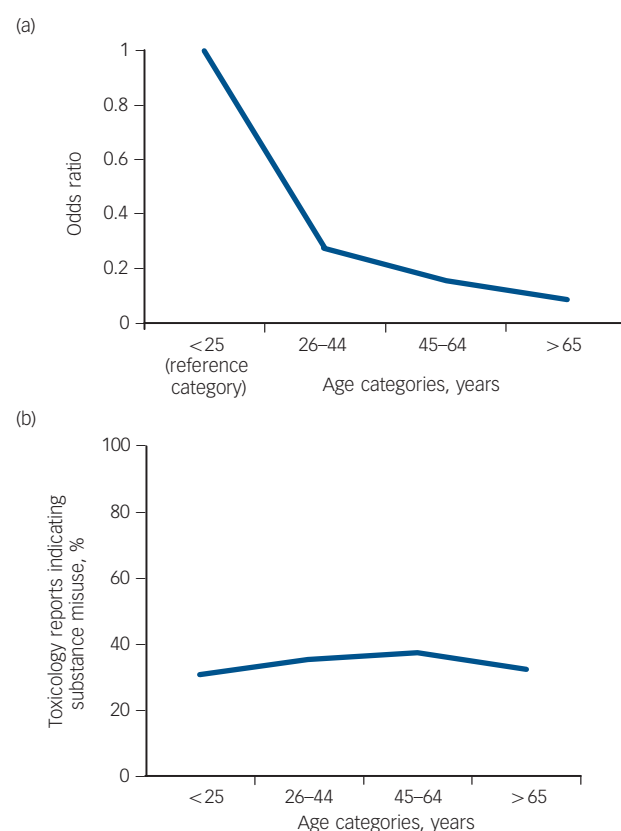


Fig. 3 (a) Likelihood of toxicology results being requested by age. (b) Detection of substance misuse at time of death by age.

earlier research.^{4,16} Findings relating to alcohol showed a pattern of help-seeking in many of those who recorded significant alcohol levels at death. However, the relationship between substance misuse in life and misuse at death is not correlated to the degree that might have been expected. The overlap between histories of help-seeking and substance misuse is not simple: some of those with a history of substance misuse show no evidence of use at the time of death, and some with no history of help-seeking record positive results at death.

The negative blood results at the time of death among those with a history of help-seeking have implications for the frequently sited role of reduced inhibitions and impulsivity as mechanisms associated with substance misuse as a risk factor for suicide.^{8,18–20} Some mechanisms associated with substance misuse as a risk factor for suicide may remain even in periods of abstinence. Mediating factors such as personality traits, life events and comorbid (potentially undiagnosed) mental health problems are relevant, particularly where the substance misuse may have provided emotional regulation.²⁰ This requires further investigation. The positive toxicology results coupled with a history of associated help-seeking suggest that, despite help-seeking, there may be unmet need that could be addressed more effectively by services. Support services that can communicate, integrate and facilitate concurrent approaches to treatment of comorbid mental health problems and substance use disorders would be an ambition worth pursuing.

Regarding those who had misused substances at the time of death but had no history of help-seeking, a proportion will have selected misuse of available medications as an opportunistic method of choice for suicide,²¹ and may have no history of substance misuse; others may have accessed an alternative source of support or they may not have recognised their needs, therefore not yet sought help. Population-based data suggest a significant time lag of 16 years (median) in seeking treatment for alcohol misuse in the Northern Ireland context.²²

The primary limitation of the data is that pathology results for use and misuse of prescription and illicit drugs at the time of death were only available for approximately half the cohort: no information was available for 46% of suicides occurring in Northern Ireland. Compounding this limitation is the apparent bias in ordering blood toxicology analysis: although young people are over three times as likely to be screened for illicit substance misuse than those in middle age (45–64 years), they are perhaps slightly less likely to have misused prescription or illicit drugs. A second limitation concerns the possibility that some of the cohort had experienced substance misuse problems but did not seek help from their GP (and therefore this ‘misuse’ will be lost to the current analysis). This is likely to be particularly relevant to illicit drug misuse, because of associated criminality and fear of exposure or stigma.²³ The analysis uses a binary classification for reported substance misuse where, for example, a trace of cannabis and a non-therapeutic level of prescribed medication are classified similarly, when in reality they are likely to produce different levels of impaired reasoning and perception. This classification means that we are unable to quantify the misuse or the impact it may have had on the circumstances surrounding the death. However, assessing reasoning and perception, to include for example reduced inhibitions and impulsivity due to substance misuse, in a suicide cohort is confounded by not only polydrug use but also pre-existing mental health problems.

Two important points emerge from this study. First, to capitalise on prevention programmes that address the role of alcohol and substance misuse in suicide it is important to better understand the mediating factors involved in substance misuse and suicide, including the role of impaired reasoning and

perception at the time of a suicidal act. Second, this information must be considered in the context of existing concerns about prescription, alcohol and illicit drug misuse over a person’s lifetime, in relation to intervening where suicidal thoughts are pervasive.

It is also important that the potential role of polypharmacy in suicide is explored and considered, particularly in relation to the psychoactive chemicals used in psychiatry, which affect the state of a person’s emotional faculties at the time of a suicide attempt.²⁴ In this cohort, high levels of psychiatric polypharmacy were observed requiring further analyses. Such analyses would be enhanced by the availability of blood toxicology results for all suicide deaths. However, there are notable contextual difficulties and challenges that result in these limitations on the data that is available. In Ireland, professional guidelines for pathologists state that every death by suicide should be subject to toxicology screening.¹⁶ There are no similar guidelines in the UK. Neither jurisdiction is subject to specific guidelines that would target the almost unlimited number of drug and poison analyses that could be carried out. Importantly, the Irish guidelines²⁵ suggest that such analyses should be mandatory where the cause of death cannot be clearly established from the post-mortem. Herein lies a fundamental difficulty in the use of coroners’ data as a tool for developing interventions for the prevention of suicide.

The task of the coroner is to determine cause of death. This is reflected in the increased frequency with which toxicology screening is ordered in the case of suspected overdose. In hangings (the method used in 76% of suicides in this cohort), the biological cause of death is asphyxiation, and within an exclusively medical approach to cause of death the associated sociopsychological context surrounding suicide may be diminished.²⁶ For example, despite expectations to the contrary, a prior suicide attempt (particularly drugs overdose) did not independently predict the ordering of a toxicology report. Thus, previous behavioural actions related to intent to die do not feature in the decision to order toxicology screening because they are largely irrelevant to the cause of death. As a result of this procedural convention, the full extent of substance misuse in the psychosocial sequelae of suicide remains unknown. To make best use of the information collected when a suicide occurs, a sea change in medical forensics may be required, to realign the process towards a biopsychosocial model for examining and understanding suicide.

Karen Galway, PhD, School of Nursing and Midwifery, Queen’s University Belfast, Belfast; **Diana Gossrau-Breen**, PhD, Public Health Agency for Northern Ireland, UK; **Sharon Mallon**, PhD, Faculty of Health & Social Care, Open University, UK; **Lynette Hughes**, PhD, Northern Ireland Association for Mental Health, UK; **Michael Rosato**, PhD, **Janeet Rondon-Sulbaran**, MSc, **Gerard Leavey**, PhD, Bamford Centre for Mental Health and Wellbeing, Ulster University, UK

Correspondence: Karen Galway, School of Nursing and Midwifery, Queen’s University Belfast, Medical Biology Centre, 97 Lisburn Road, Belfast BT9 7BL, UK. Email: k.galway@qub.ac.uk

First received 28 Feb 2014, final revision 2 Dec 2014, accepted 9 Dec 2014

Funding

The study was funded by the HSC Public Health Agency Research and Development Office, a division of the Department of Health, Social Services and Public Safety (DHSSPS) (grant no. COM/4032/08).

Acknowledgements

The authors thank the Coroner’s Service for Northern Ireland and Health & Social Care (HSC) Business Services Organisation for their help in accessing the data analysed in this paper. We also thank NIAMH (Northern Ireland Association for Mental Health) for their support of the study. The analysis and opinions expressed represent the views of the authors. The funders and those who provided access to the data had no role in the study design, data analysis, decision to publish or preparation of the manuscript.

References

- 1 Brady J. The association between alcohol misuse and suicidal behaviour. *Alcohol Alcohol* 2006; **41**: 473–8.
- 2 Pitman A, Krysinska K, Osborn D, King M. Suicide in young men. *Lancet* 2012; **379**: 2383–92.
- 3 Walsh B. Suicide in Ireland: the influence of alcohol and unemployment. *Econ Soc Rev (Irel)* 2011; **42**: 27–47.
- 4 Cherpitel CJ, Borges GLG, Wilcox HC. Acute alcohol use and suicidal behavior: a review of the literature. *Alcohol Clin Exp Res* 2004; **28**: 18S–28S.
- 5 Hufford MR. Alcohol and suicidal behavior. *Clin Psychol Rev* 2001; **21**: 797–811.
- 6 Darke S, Duflou J, Torok M. Drugs and violent death: comparative toxicology of homicide and non-substance toxicity suicide victims. *Addiction* 2009; **104**: 1000–5.
- 7 Conner KR, Houston RJ, Swogger MT, Conwell Y, You S, He H, et al. Stressful life events and suicidal behavior in adults with alcohol use disorders: role of event severity, timing, and type. *Drug Alcohol Depend* 2012; **120**: 155–61.
- 8 Lamis DA, Malone PS. Alcohol use and suicidal behaviors among adults: a synthesis and theoretical model. *Suicidol Online* 2012; **3**: 4–23.
- 9 O'Reilly D, Rosato M, Connolly S, Cardwell C. Area factors and suicide: 5-year follow-up of the Northern Ireland population. *Br J Psychiatry* 2008; **192**: 106–11.
- 10 Jones R, Gruer L, Gilchrist G, Seymour A, Black M, Oliver J. Recent contact with health and social services by drug misusers in Glasgow who died of a fatal overdose in 1999. *Addiction* 2002; **97**: 1517–22.
- 11 Akbar T, Baldacchino A, Cecil J, Riglietta M, Sommer B, Humphris G. Poly-substance use and related harms: a systematic review of harm reduction strategies implemented in recreational settings. *Neurosci Biobehav Rev* 2011; **35**: 1186–202.
- 12 Central Survey Unit. *Adult Drinking Patterns in Northern Ireland*. Northern Ireland Statistics and Research Agency, 2011.
- 13 Toner S, Freel R. *Experience of Drug Misuse?: Findings from the 2008/09 Northern Ireland Crime Survey*. Statistics and Research Branch, Department of Justice, 2010.
- 14 National Advisory Committee on Drugs and Public Health Information & Research Branch. *Drug Use in Ireland and Northern Ireland*. Regional Drug Task Force (Ireland) and Health & Social Care Trust (Northern Ireland), 2012.
- 15 Hagell A. *Adolescent Substance Use: AYPH Research Summary No 15, November 2013*. Association for Young People's Health, 2013 (<http://www.ayph.org.uk/publications/520.RU15%20substance%20use%20summary.pdf>).
- 16 Tormey WP, Srinivasan R, Moore T. Biochemical toxicology and suicide in Ireland: a laboratory study. *Ir J Med Sci* 2013; **182**: 277–81.
- 17 Mallon S, Rosato M, Galway K, Hughes L, Rondon-Sulbaran J, McConkey S, et al. Patterns of presentation for attempted suicide: analysis of a cohort of individuals who subsequently died by suicide. *Suicide Life Threat Behav* 2015; **45**: 335–44.
- 18 Pompili M, Serafini G, Innamorati M, Dominici G, Ferracuti S, Kotzalidis GD, et al. Suicidal behavior and alcohol abuse. *Int J Environ Res Public Health* 2010; **7**: 1392–431.
- 19 Schneider B. Substance use disorders and risk for completed suicide. *Arch Suicide Res* 2009; **13**: 303–16.
- 20 Conner KR, Duberstein PR. Predisposing and precipitating factors for suicide among alcoholics: empirical review and conceptual integration. *Alcohol Clin Exp Res* 2004; **28**: 6S–17S.
- 21 Sinyor M, Howlett A, Cheung A, Schaffer A. Substances used in completed suicide by overdose in Toronto: an observational study of coroner's data. *Can J Psychiatry* 2012; **57**: 184–91.
- 22 Bunting BP, Murphy SD, O'Neill SM, Ferry FR. Lifetime prevalence of mental health disorders and delay in treatment following initial onset: evidence from the Northern Ireland study of health and stress. *Psychol Med* 2012; **42**: 1727–39.
- 23 Gilchrist G, Moskalewicz J, Slezakova S, Okruhlica L, Torrens M, Vajd R, et al. Staff regard towards working with substance users: a European multi-centre study. *Addiction* 2011; **106**: 1114–25.
- 24 Moncrieff J. *A Straight Talking Introduction to Psychiatric Drugs (Straight Talking Introductions)*. PCCS Books, 2009.
- 25 Department of Justice and Equality. *Report of the Coroners Rules Committee*. Department of Justice and Equality, 2003.
- 26 Tormey WP. Accuracy of death certification. *Br J Psychiatry* 2011; **199**: 432–3.