

The Rise of the Vulcans†

David Charbonneau

Harvard-Smithsonian Center for Astrophysics,
60 Garden Street, MS-16, Cambridge, MA 02138 USA
email: dcharbonneau@cfa.harvard.edu

Abstract. In this introductory review, I summarize the path from the initial 1995 radial-velocity discovery of hot Jupiters to the current rich panoply of investigations that are afforded when such objects are observed to transit their parent stars. Forty transiting exoplanets are now known, and the time for that population to double has dropped below one year. Only for these objects do we have direct estimates of their masses and radii, and can we (at the current time) undertake direct studies of the chemistries and dynamics of their atmospheres. Informed by the successes of hot Jupiter studies, I outline a path for the spectroscopic study of certain habitable exoplanets that obviates the need for direct imaging.

1. Introduction: The Era of Comparative Exoplanetology

Although the possibility of detecting planets that transit their parent stars had been described decades before (Struve 1952; Rosenblatt 1971; Borucki & Summers 1984), it was not until the discovery of hot Jupiters by the radial-velocity method (Mayor & Queloz 1995; Butler *et al.* 1997) that dedicated transit surveys were begun in earnest. The justification was straightforward: Whereas Jupiter analogs would present a signal only once every 12 years and have a geometric transit probability of 0.1%, hot Jupiters orbiting at 0.05 AU from their stars have orbital periods of roughly 3 days and geometric transit probabilities of 10%. The first success came in 1999 with HD 209458b (Charbonneau *et al.* 2000; Henry *et al.* 2000; Mazeh *et al.* 2000), but this object was first identified by radial-velocity monitoring and subsequently determined to transit. A barrage of ground and space based transit surveys ensued (see review by Charbonneau *et al.* 2007) yet it was not until 2003–2004 that the OGLE survey delivered the first handful of exoplanets identified by transits (e.g. Udalski *et al.* 2002; Konacki *et al.* 2003; Bouchy *et al.* 2004). Although the relative importance of the OGLE planets may arguably diminish in the future (since they orbit much more distant stars and hence follow-up observations are difficult or precluded), they played an absolutely pivotal role in quenching the thirst of the community after the 2000-2002 drought. The first wide-field survey (geared toward identifying transiting planets of nearby stars) to deliver a discovery was TrES, with the 2004 discovery of the aptly named TrES-1 (Alonso *et al.* 2004). By 2006, three additional surveys (XO, McCullough *et al.* 2006; HAT, Bakos *et al.* 2007; and SuperWASP, Collier Cameron *et al.* 2007) produced their first detections and all 3 are now operating in production-line mode with numerous new planets in the past 18 months. Fig. 1 makes clear the very recent rise in the rate of discovery. Thus, this conference convened at a very special moment in history, when the doubling time for new discoveries of transiting planets (40 as of 31 July 2008) first dipped below one year. A little over two years ago I

† For an examination of an entirely different group of Vulcans that also made its first appearance in 1999, see the book by James Mann of the same title (Mann 2004).

co-authored a review (Charbonneau *et al.* 2007) of the 9 transiting exoplanets known at the time, and we concluded that our paper would surely be eclipsed by the coming rapid pace of new discoveries. It has been a rare joy to see a publication rendered obsolete so quickly.

My personal excitement over transiting planets stems from three distinct opportunities that they present: First, transiting planets permit us to determine their masses and radii in a manner that is nearly free of astrophysical assumption. Those estimates, in turn, bear upon our knowledge of the bulk composition and physical structure of these worlds, and surely constrain models of their formation (just imagine how our understanding of the Solar system would differ if we had no knowledge of the bulk composition or true masses of its planets!). Second, by observing the modulation of the combined light of the planet and star as the two undergo mutual eclipses, astronomers have devised cunning techniques to study the chemistries and dynamics of their atmospheres *without* the need to image the planet directly. Third, I feel that it is these methods, which I will call the dynamics-based approach, rather than high-contrast-ratio imaging, that will permit the first studies of the compositions of habitable planets and their atmospheres. A particularly attractive opportunity exists for such planets orbiting low-mass M-dwarf stars. In the sections below, I will consider each of these three motivations in modestly more detail and provide a sampling of recent results, leaving a thorough and detailed review to my Vulcan colleagues in their respective chapters of the book that follows.

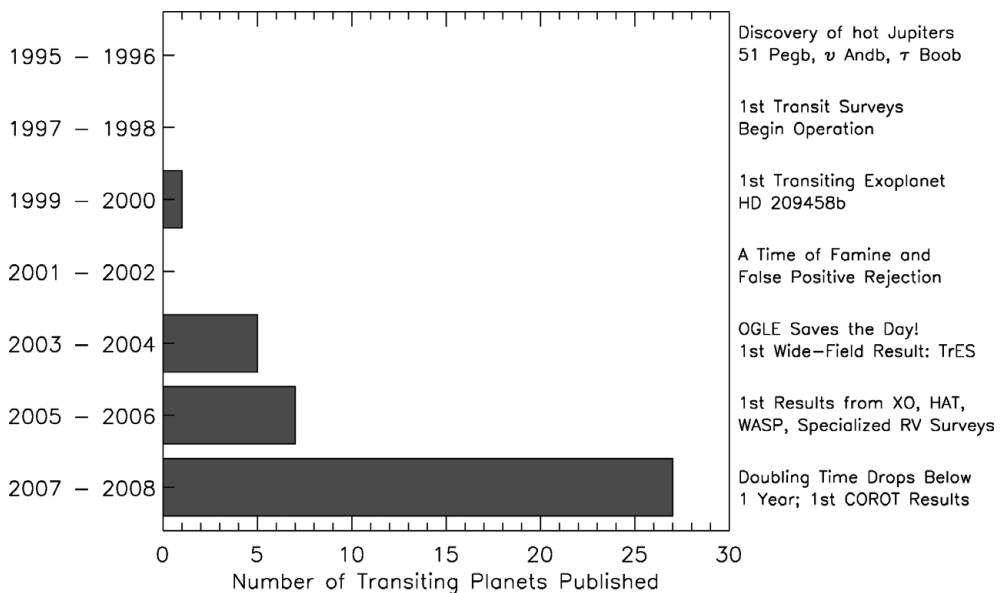


Figure 1. Histogram of the number of transiting exoplanets (as of 31 July 2008) with confirming radial velocity measurements as a function of the year that the discovery paper that had been accepted for publication in a refereed journal was released to the general public. An incomplete list of notable events is given on the right hand side. Ground-based transit surveys were not pursued in earnest until after the radial-velocity discovery of hot Jupiter exoplanets in 1995–1996, since hot Jupiters present a geometric probability of a transit that is $100\times$ greater than that of a planet orbiting at the Jupiter-Sun separation. As this plot shows only those planets meeting the publication criterion as of mid-2008, the 2007–2008 bar is incomplete. At the current epoch, the time for the number of transiting exoplanets to double is less than 1 year.

2. Constraints on Exoplanet Physical Structures and Atmospheres

Given a mass for the primary star, transiting planets permit the determination of the planetary masses and radii without additional assumption. As a result (and after much hard work), we now have an observational mass-radius diagram for planets (Fig. 2). These estimates provide the first direct constraints on models (e.g. Burrows *et al.* 2007; Fortney *et al.* 2007) of the physical structure of gas and ice exoplanets (Fig. 3). While for some of the objects the agreement between the observed radii and the values predicted for the observed mass and an assumed composition are in good agreement, there exist many planets with radii that greatly exceed the model predictions. Although excellent ideas have been proposed to explain the inflated radii (see Charbonneau *et al.* 2007 for a summary), none are as of yet satisfying: Those models with clear observational consequences (e.g. the ongoing dissipation of orbital eccentricity) have been ruled out for many systems, and no surviving model yet explains the *diversity* that is observed, nor dares to predict (based on external measurables, such as the planet-star separation, stellar luminosity, and stellar metallicity) *which* planets will be puffy.

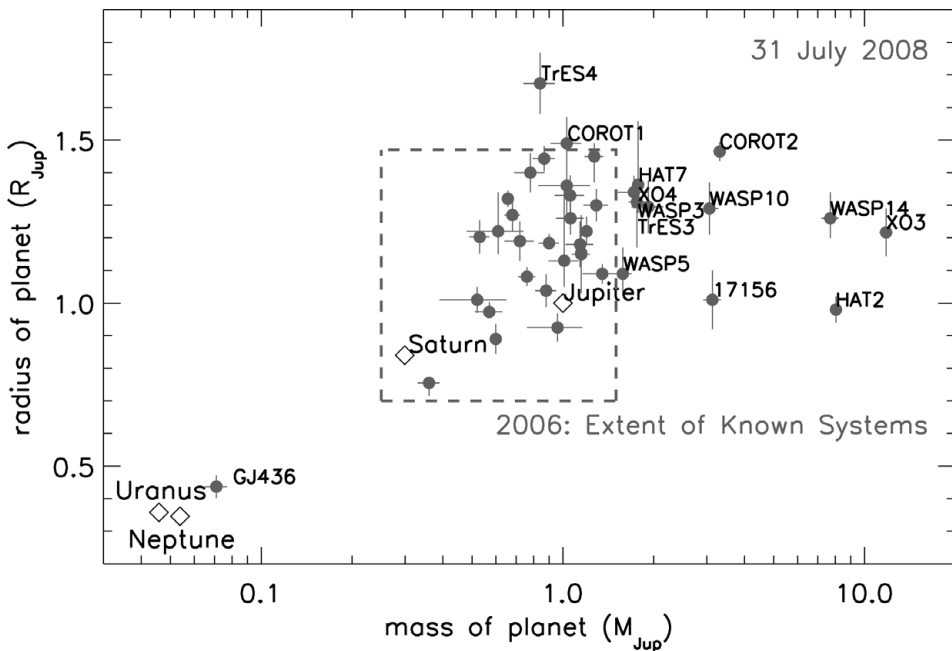


Figure 2. Masses and radii for the known transiting planets meeting the publication criterion described in the caption to Fig. 1. The Solar system giants are shown for comparison. The box indicated by the dashed line encloses the 13 transiting planets announced as of December 2006. Of the 27 transiting planets announced since then, 13 fall inside the box and 14 fall outside it. The names of the latter objects are indicated. Intriguingly, the new discoveries have served to increase greatly the span of physical properties, indicating that the overall diversity may not yet be mapped. Two classes of objects merit special note: First, there exists a population of transiting companions with masses greater than $1.5\times$ that of Jupiter and yet below the cut-off of $13 M_{\text{Jup}}$ (above which these objects are traditionally designated brown dwarfs and ultimately low-mass stars). None of these objects were identified prior to 2007, despite the fact that the amplitude of the radial-velocity signal is significantly greater (and hence confirmation should have been easier) than that for the planets published earlier. The second class of note has only one member: the hot Neptune GJ 436b (Butler *et al.* 2004; Gillon *et al.* 2007), for which the H/He envelope is only a minority constituent of the planet by mass.

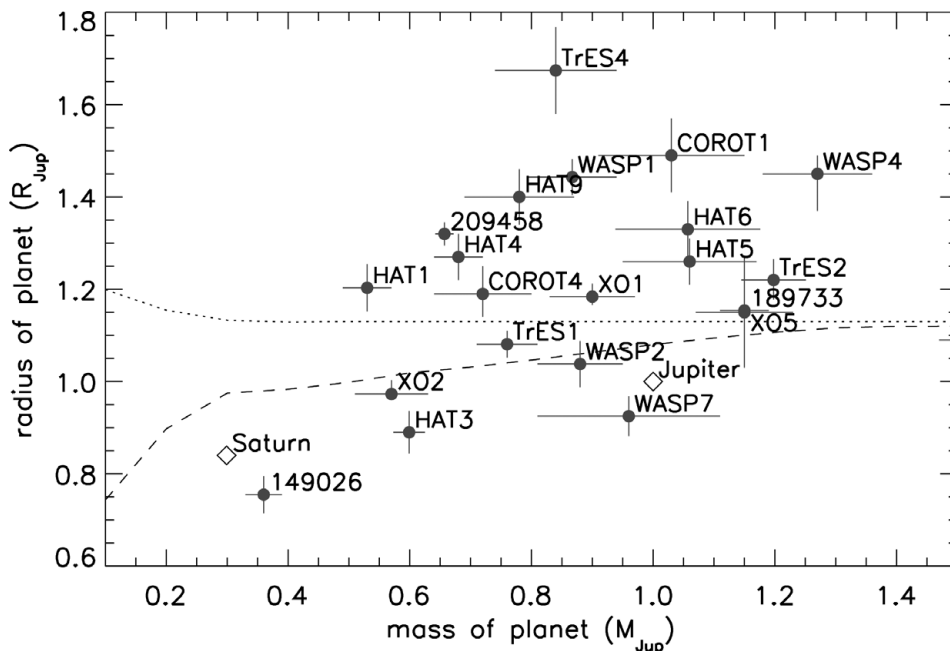


Figure 3. Masses and radii for the known transiting planets with masses greater than that of Saturn and less than $1.5\times$ that of Jupiter. Jupiter and Saturn are shown for comparison. I have excluded the OGLE planets as the estimates of their physical parameters are generally (though not universally) less precise than those for the rest of the population (the OGLE planets are included in Fig. 2). Unlike the mass-radius relation for main-sequence stars, there is no simple observational relationship between these two quantities for exoplanets. The dotted line corresponds to the insolated coreless structural models of Bodenheimer *et al.* (2003) for an age of 4.5 Gyr and a planetary effective temperature of 1500 K. The dashed line shows their models for the same parameters but including the presence of a $20 M_{\oplus}$ core of solid material. Insolation alone is insufficient to account for the large radii of many of these planets, and the member of the population that is at greatest odds with the models is TrES-4, with an average density of 0.22 g cm^{-3} (Mandushev *et al.* 2007). HD 149026b (Sato *et al.* 2006), HAT-P-3b (Torres *et al.* 2007), and WASP-7b (Hellier *et al.* 2008) all fall significantly below the dashed line, which presumably indicates an enhancement of elements other than H and He.

Transiting exoplanets have enabled the spectroscopic study of their atmospheres by two distinct methods: First, the technique of transmission spectroscopy (Charbonneau *et al.* 2002) differences spectra of the star gathered in and out of transit to reveal wavelength-dependent absorption features indicative of specific atomic and molecular species. In the case of HD 189733b, this method recently yielded the detection of water (Tinetti *et al.* 2007), methane (Swain *et al.* 2008), and the likely presence of small-particle clouds or hazes (Pont *et al.* 2008). The technique of secondary eclipse observations at infrared wavelengths (Charbonneau *et al.* 2005; Deming *et al.* 2005; sometimes referred to as occultation spectroscopy) has borne tremendous fruit owing to the remarkable stability of the *Spitzer Space Telescope* (resulting in part from its heliocentric orbit). The results are too many to enumerate here, and so I elect to simply show a representative result in Fig. 4. The study of the dynamics of these strongly-irradiated atmospheres has become an observational science as a result of *Spitzer*, which permits continuous monitoring of the infrared brightness of the planet and star for the majority of a planetary orbit. By inverting the observed changes in brightness, astronomers have inferred the distribution of temperature with longitude from the substellar point (e.g. Knutson *et al.* 2007).

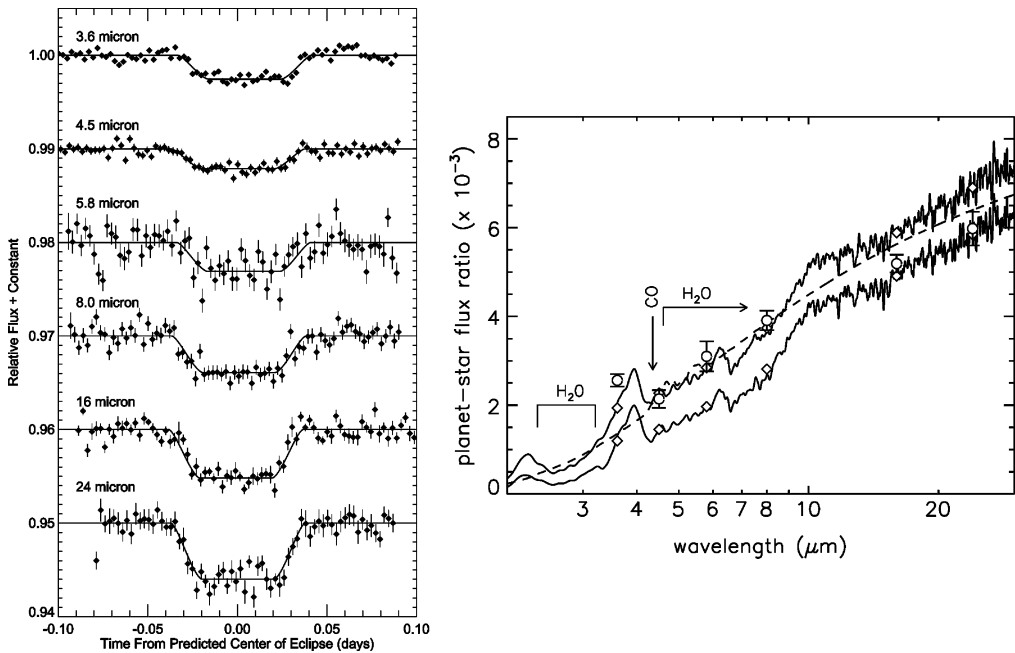


Figure 4. (from Charbonneau *et al.* 2008) Left panel: Time series photometry of HD 189733 spanning times of secondary eclipse when the planet passes out of view behind the parent star. The time series have been corrected for detector effects, including intra-pixel sensitive variations and an illumination-dependent ramp in sensitivity. All of the data were obtained with the *Spitzer Space Telescope*: The 3.6, 4.5, 5.8, and 8.0 μm light curves used the IRAC instrument, and the 24 μm light curve was gathered with the MIPS instrument. The 16 μm data were gathered by Deming *et al.* (2006) using the IRS instrument. The best fit eclipse curves are overplotted. Right panel: Measurements of the relative depths of the eclipses in each band pass serve as estimates of the color dependent planet-to-star flux ratios. These estimates are shown as circles with error bars, and are compared to models (Barman 2008) of the planet-to-star flux ratio under the assumption that the emission of the absorbed stellar flux is constrained to only the day side (upper curve), or redistributed uniformly over the entire planet (lower curve). The predicted ratios in the *Spitzer* band passes (obtained by integrating these models over the band pass response curves) are plotted as diamonds. The flux ratio under the assumption that the planet radiates a Planck spectrum with a temperature of 1292 K (the best-fit value) is shown as a dashed line. The dashed line is a poor fit, indicating that we have detected spectral variations (primarily due to water and CO) that are broadly in agreement with the model predictions.

3. The Small Star Opportunity

In the next few years, one of the most exciting opportunities will be to export the techniques developed for the observation of gas giants transiting F, G, and K dwarf stars to the study of terrestrial planets transiting M dwarf stars (e.g. Charbonneau & Deming 2007; Gaidos *et al.* 2007; Nutzman & Charbonneau 2008). The advantages are particularly compelling for the study of such planets orbiting within their stellar habitable zones: Consider the case of a $2-R_{\oplus}$ radius planet orbiting at 1 AU from a G2V star, and compare it to that of a planet of the same size orbiting an M5V star ($0.25 M_{\odot}$, $0.25 R_{\odot}$, $0.0055 L_{\odot}$) at the distance such that it would receive the same energy per unit surface area and unit time. The sizes of the two orbits are drawn to scale in Fig. 5.

For a transit hunter, the M5V planet presents numerous advantages. First, transits would be *more likely*: The M5V planet would present a 1.6% geometric probability of a

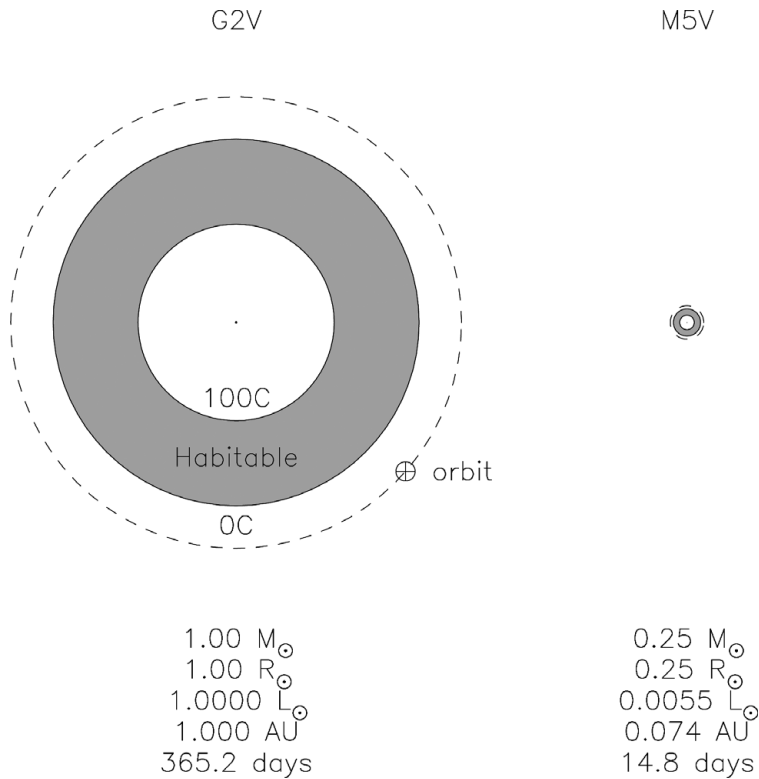


Figure 5. (Credit: J. Irwin) The shaded regions denote the range of distances from a G2V star (left) and an M5V star (right) for which the equilibrium temperature of the planet is greater than 0°C and less than 100°C , and hence water might be liquid at the surface. This naive definition ignores the greenhouse effect, which maintains the surface temperature of the Earth roughly $+30^{\circ}\text{C}$ above the equilibrium temperature. The Earth's orbit is indicated by the dashed circle and the orbit at which a planet would receive the same amount of energy per unit area and unit time is shown as a dashed circle in the right plot. For direct imaging studies, the tight habitable zones of M5V stars present an enormous challenge due to the reduction in the angular separation of the planet and star. In contrast, the M5V system is very favorable for transit surveys, since the transits are more probable and more frequent, and both the photometric and radial-velocity signals are much larger than they would be for the G2V system. The planet-to-star contrast, which depends upon the relative surface areas and brightness temperatures of the planet and star, is much larger for the M5V primary compared to the G2V system, facilitating the measurement of the planetary spectrum by occultation spectroscopy (see Fig. 6).

transit, $3.2\times$ greater than the value for the G2V planet. Second, transits would be *more frequent*: At only 0.074 AU from the M5V, the planet would orbit once every 15 days as opposed to 1 year. Third, transits would be a *much larger signal*: The small radius of the M5V dwarf means that the planet would present a transit depth of 0.5% as opposed to 0.03% for a G2V primary. Fourth, the small mass of the M5V and the short orbital period serve to *boost the amplitude of the stellar radial-velocity signal*, facilitating a confirmation of the planet and the determination of its mass: The peak-to-peak amplitude of a $7 M_{\oplus}$ planet would be 10 m s^{-1} for the M5V star, whereas this would shrink to 1.3 m s^{-1} for the Sun-like primary. These considerations have driven a number of radial-velocity surveys to lavish attention on M-dwarfs, and are the basis for the MEarth Project (Nutzman & Charbonneau, Irwin *et al.* 2008), a dedicated photometric transit survey that will use 8

40-cm telescopes to survey 2000 northern stars with radii smaller than $0.33 R_{\odot}$ and at distances less than 33 pc from the Sun.

The habitability of M-dwarf planets has recently been re-examined by Tarter *et al.* (2007) and Scalo *et al.* (2007). Work reviewed therein contests the conclusions of earlier studies, which found that such planets, which are likely to be tidally-locked to their stars, would be inhospitable to life due either to atmospheric collapse or steep day-night temperature gradients. Preliminary studies (see Fig. 6) indicate that the atmospheres of such planets would be accessible to spectroscopic study using the *James Webb Space Telescope*. Rather than separating the light of the planet from that of the star *spatially* through high-contrast ratio imaging, we would separate them *temporally* using the technique of occultation spectroscopy. For the planet considered earlier, the planet-to-star flux ratio is 0.05% (in the Rayleigh-Jeans limit) for the M5V primary but only 0.0017% for the G2V star. The former level is above that achieved with the *Spitzer Space Telescope*. It bears noting that *Spitzer* itself could undertake studies of the thermal emission from terrestrial planets orbiting M-dwarfs, but only if such planets are significantly closer (hence hotter) than the nominal habitable zone. The preeminence of *JWST* for such work relies on both its stability and its sensitivity at wavelengths greater than $10 \mu\text{m}$, extending into the Rayleigh-Jeans limit for a planet at 300 K. Provided such habitable-zone M-dwarf planets exist, they present the least arduous route to undertaking the spectroscopic search for biomarkers in the atmosphere of a planet orbiting another star.

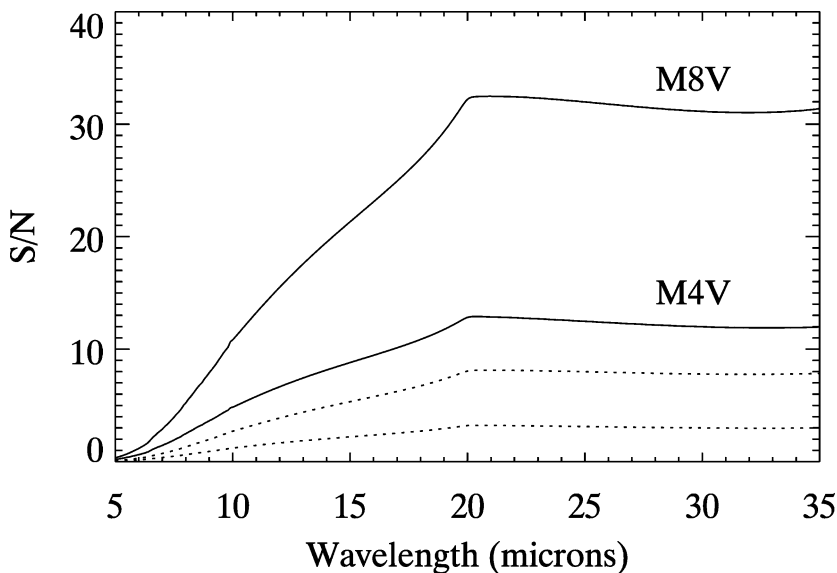


Figure 6. (Credit: D. Deming) The signal-to-noise ratio that could be obtained on the emission spectrum (assuming a spectral resolution of 40) of an exoplanet using the technique of occultation spectroscopy and the MIRI instrument (Wright *et al.* 2004; Wells *et al.* 2006) aboard the *James Webb Space Telescope* with 200 hours of integration. The upper solid line assumes a planet with a temperature of 300 K and a radius of twice that of the Earth orbiting an M8V primary. The lower solid line shows the prediction for the same planet orbiting an M4V primary. The dotted lines show the results for the same pair of primaries but reducing the planet radius to the terrestrial value. These results indicate that with a substantial investment of time, we could use *JWST* to detect broad band absorption features due to molecules in the atmosphere of a habitable planet, provided we are successful in identifying terrestrial planets orbiting within the habitable zones of late M dwarfs.

Acknowledgements

I would like to thank current and recently-graduated students S. Ballard, C. H. Blake, J. Devor, H. A. Knutson, F. T. O'Donovan, and P. Nutzman, and post-doctoral fellows J. L. Christiansen, J. Irwin, and D. T. F. Wel Drake for the stimulating daily discussions that have made the Harvard-Smithsonian Center for Astrophysics such an enjoyable and productive place for exoplanet research.

References

- Alonso, R., *et al.* 2004, *ApJ*, 613, L153
 Bakos, G. Á., *et al.* 2007, *ApJ*, 656, 552
 Barman, T. S. 2008, *ApJ*, 676, L61
 Bodenheimer, P., Laughlin, G., & Lin, D. N. C. 2003, *ApJ*, 592, 555
 Borucki, W. J. & Summers, A. L. 1984, *Icarus*, 58, 121
 Bouchy, F., *et al.* 2004, *A&A*, 421, L13
 Burrows, A., Hubeny, I., Budaj, J., & Hubbard, W. B. 2007, *ApJ*, 661, 502
 Butler, R. P., Marcy, G. W., Williams, E., Hauser, H., & Shirts, P. 1997, *ApJ*, 474, L115
 Butler, R. P., *et al.* 2004, *ApJ*, 617, 580
 Cameron, A. C., *et al.* 2007, *MNRAS*, 375, 951
 Charbonneau, D., Brown, T. M., Latham, D. W., & Mayor, M. 2000, *ApJ*, 529, L45
 Charbonneau, D., Brown, T. M., Noyes, R. W., & Gilliland, R. L. 2002, *ApJ*, 568, 377
 Charbonneau, D., *et al.* 2005, *ApJ*, 626, 523
 Charbonneau, D., *et al.* 2007, *Protostars and Planets V*, 701
 Charbonneau, D. & Deming, D. 2007, arXiv:0706.1047
 Charbonneau, D., *et al.* 2008, *ApJ*, in press, arXiv:0802.0845
 Deming, D., Seager, S., Richardson, L. J., & Harrington, J. 2005, *Nature*, 434, 740
 Deming, D., Harrington, J., Seager, S., & Richardson, L. J. 2006, *ApJ*, 644, 560
 Fortney, J. J., Marley, M. S., & Barnes, J. W. 2007, *ApJ*, 659, 1661
 Gaidos, E., *et al.* 2007, *Science*, 318, 210
 Gillon, M., *et al.* 2007, *A&A*, 472, L13
 Hellier, C., *et al.* 2008, arXiv:0805.2600
 Henry, G. W., Marcy, G. W., Butler, R. P., & Vogt, S. S. 2000, *ApJ*, 529, L41
 Irwin, J., Charbonneau, D., Nutzman, P., & Falco, E. 2008, this volume, arXiv:0807.1316
 Knutson, H. A., *et al.* 2007, *Nature*, 447, 183
 Konacki, M., Torres, G., Jha, S., & Sasselov, D. D. 2003, *Nature*, 421, 507
 Mandushev, G., *et al.* 2007, *ApJ*, 667, L195
 Mann, J. 2004, *The Rise of the Vulcans: the history of Bush's war cabinet*, New York: Viking
 Mayor, M. & Queloz, D. 1995, *Nature*, 378, 355
 Mazeh, T., *et al.* 2000, *ApJ*, 532, L55
 McCullough, P. R., *et al.* 2006, *ApJ*, 648, 1228
 Nutzman, P. & Charbonneau, D. 2008, *PASP*, 120, 317
 Pont, F., *et al.* 2008, *MNRAS*, 385, 109
 Rosenblatt, F. 1971, *Icarus*, 14, 71
 Sato, B., *et al.* 2005, *ApJ*, 633, 465
 Scalzo, J., *et al.* 2007, *Astrobiology*, 7, 85
 Struve, O. 1952, *The Observatory*, 72, 199
 Swain, M. R., Vasisht, G., & Tinetti, G. 2008, *Nature*, 452, 329
 Tarter, J. C., *et al.* 2007, *Astrobiology*, 7, 30
 Tinetti, G., *et al.* 2007, *Nature*, 448, 169
 Torres, G., *et al.* 2007, *ApJ*, 666, L121
 Udalski, A., *et al.* 2002, *AcA*, 52, 1
 Wells, M., Lee, D., Oudenhuisen, A., Hastings, P., Pel, J.-W., & Glasse, A. 2006, *SPIE*, 6265,
 Wright, G. S., *et al.* 2004, *SPIE*, 5487, 653