

Original Article

Cite this article: Zou H, Chen L, Duan T, Lin X, Zheng J, Xiao H (2024) Developing a Sitting Simple Baduanjin program for advanced cancer patients with the fatigue-sleep disturbance symptom cluster: A feasibility study. *Palliative and Supportive Care*, 1–7. <https://doi.org/10.1017/S1478951524001482>

Received: 6 February 2024

Revised: 18 June 2024

Accepted: 13 July 2024



Keywords:

advanced cancer; Baduanjin; fatigue; sleep; quality of life

Corresponding author: Huimin Xiao;

Email: huimin_xiao@126.com

Developing a Sitting Simple Baduanjin program for advanced cancer patients with the fatigue-sleep disturbance symptom cluster: A feasibility study

Huina Zou, ^{M.M.}¹ , Liangying Chen, ^{M.SC.}², Tingjin Duan, ^{M.P.E.}³, Xiaoyan Lin, ^{M.D.}⁴, Jianwei Zheng, ^{M.D.}⁴ and Huimin Xiao, ^{PH.D.}^{1,5} 

¹School of Nursing, Fujian Medical University, Fuzhou, China; ²School of Nursing, Putian College, Putian, China; ³Sports Department, Fujian University of Traditional Chinese Medicine, Fuzhou, China; ⁴Department of Oncology, Fujian Medical University Union Hospital, Fuzhou, China and ⁵Research Center for Nursing Humanity, Fujian Medical University, Fuzhou, China

Abstract

Objectives. We describe a development and feasibility study of a Sitting Simple Baduanjin program for advanced cancer patients suffering from the fatigue-sleep disturbance symptom cluster. This study was to evaluate the practicality and safety of the Sitting Simple Baduanjin intervention and determine its preliminary efficacy.

Methods. This work employed a single-arm mixed-methods approach. The primary outcome measures were feasibility (i.e., recruitment, adherence, and satisfaction) and safety. Validated self-report questionnaires were used to evaluate the preliminary effects of the program, including fatigue, sleep quality, and quality of life at the 4th, 8th, and 12th weeks of the intervention. Qualitative interviews were also conducted after the program.

Results. A total of 30 participants were enrolled, of which 23 (77%) completed the 12-week Sitting Simple Baduanjin program. The mean adherence rate was 88% and no adverse events were reported. Statistically significant improvements were observed in terms of fatigue, sleep quality, and quality of life after program completion. Four themes emerged from the qualitative interview data: (a) acceptability of the Sitting Simple Baduanjin technique, (b) perceived benefits of exercise, (c) barriers, and (d) facilitators.

Significance of Results. The findings support the feasibility of the Sitting Simple Baduanjin program for advanced cancer patients and show promise in improving patients' levels of the fatigue-sleep disturbance symptom cluster and quality of life.

Introduction

Cancer is a life-threatening disease. According to the latest estimated global cancer burden, the incidence and mortality rate in China account for 23.7% and 30.2% of cancer worldwide, respectively (Sung et al. 2021). Two-thirds of cancer patients are diagnosed at advanced stages. Cancer-related fatigue (CRF) and sleep disturbance are the 2 most common and painful symptoms and are long-lasting in advanced cancer patients (Charalambous et al. 2019; Wu et al. 2022). Furthermore, these symptoms interact with each other and form a fatigue-sleep disturbance symptom cluster (Wu et al. 2022). Biologically, both are related to cytokine imbalance, hypothalamic-pituitary-adrenal axis dysfunction, and central nervous system inflammatory response (Dun et al. 2022; Liu et al. 2012; Miller et al. 2008). Behaviorally, patients with higher levels of fatigue are more likely to nap during the day, and daytime sleepiness and nighttime sleep disturbance can exacerbate fatigue (Liu et al. 2012; Wu et al. 2022). The cumulative effect of the fatigue-sleep disturbance symptom cluster is often more serious than a single symptom, which has negative psychological, physical, and social impacts on patients, and thus seriously affects their QOL (Tolotti et al. 2021). While existing treatment protocols focus on individual symptoms, strategies simultaneously managing the 2 symptoms are warranted given the high prevalence and significant impact of the fatiguesleep disturbance symptom cluster.

Exercise therapy aimed at alleviating cancer-related symptoms is energy-saving, cost-effective, and easy to implement. There is considerable evidence of the benefits of exercise in advanced cancer patients, with reductions in CRF and improvements in sleep quality and QOL (American College of Sports Medicine 2022; Network 2022). However, most patients cannot tolerate universal exercise prescriptions due to treatment-related side effects, compromised mobility, and debility (Heywood et al. 2017). It is therefore important

© The Author(s), 2024. Published by Cambridge University Press. This is an Open Access article, distributed under the terms of the Creative Commons Attribution licence (<http://creativecommons.org/licenses/by/4.0>), which permits unrestricted re-use, distribution and reproduction, provided the original article is properly cited.

to select appropriate exercise modalities and tailor exercise prescriptions based on a patient's needs. Baduanjin (BDJ) Qigong is a mind–body exercise modality characterized by slow and fluid movements, mental focus, and controlled breathing (Kuo *et al.* 2021; Yuen *et al.* 2021). It is especially suitable for those who are frail or not inclined toward endurance or vigorous activity. Meta-analyses have shown that in cancer patients, BDJ can have beneficial effects on cancer-specific QOL, the amount of fatigue experienced, sleep quality, and immune function (Kuo *et al.* 2021). However, for individuals practicing standing BDJ, a decline in motor control and uncoordinated movement could increase the risk of falling (Heywood *et al.* 2017; Zhao *et al.* 2021). Compared to the standing position, for those with impaired physical mobility, sitting could be a safer option and achieve similar benefits (Bao *et al.* 2020). Sitting Baduanjin (SBDJ) has been used in frail people, including patients with disability, patients receiving mechanical ventilation, and postoperative patients with myocardial infarction (Chen 2019; Chen *et al.* 2021; Zhang *et al.* 2019). Previous studies indicate that SBDJ is effective and free of adverse effects, but its application in cancer patients has not yet been investigated. Given the similar physical capabilities of patients with advanced cancer and the frail population, (Network 2022; American College of Sports Medicine 2022), it is worth developing a tailored SBDJ to address fatigue–sleep disturbance symptom cluster in advanced cancer patients (Zhou *et al.* 2022). Therefore, based on the traditional Chinese medicine pathogenesis of the fatigue–sleep disturbance symptom cluster and the principle of Chinese medicinal Qigong theory, our research team developed a 4-movement Sitting Simple Baduanjin (SSBDJ) program for advanced cancer patients. To inform the design features of a more definitive future study, the present work evaluated the feasibility and safety of such a program, as well as the potential effects on advanced cancer patients. Qualitative interviews were also conducted to explore participants' perspectives on SSBDJ.

Methods

Study design

This was a 12-week single-arm mixed-methods feasibility study, which was conducted as a preliminary project to assist in the design of a larger-scale randomized clinical trial (ChiCTR-2300072331). The research team strictly abided by the bioethics principles proposed by Beauchamp and Childress (Beauchamp 2013).

Participants and setting

The sample size for an intervention feasibility study is recommended to be at least 30 cases (Hertzog 2008). In the present work, 30 advanced cancer patients were recruited from the medical oncology department of a university-affiliated general hospital in Fujian Province, southeast China, from December 2022 to April 2023. Adult patients (aged ≥ 18 years) were recruited if they were: (1) aware of their diagnosis, prognosis, and therapy; (2) diagnosed with advanced cancer (UICC Stages III and IV); (3) able to communicate in Mandarin Chinese; and (4) had Karnofsky Performance Scale (KPS) scores ≥ 60 ; (5) presented with a mild to moderate level of fatigue and sleep disturbance as indicated by 0–10 numerical rating scales (NRS), with NRS score was greater than 1 for each symptom during the previous one month. Patients were excluded if they: (1) were prescribed psychostimulants, antidepressant medications, or hypnotics for treatment of fatigue or sleep disturbance

Table 1. Principles on which the various SSBDJ movements are based

SSBDJ movement	Basis/principles of movement in Chinese medicine
Movement 1: Two Hands Held Up to Heaven	Harmonizes qi and blood, relieves fatigue, and balances yin and yang throughout the body.
Movement 2: Wise Owl Gazes Backwards	A therapeutic movement that balances the person, and yin and yang, and is used in the treatment of strenuous illnesses.
Movement 3: Sway the Head and Shake the Spine	A therapeutic movement that unblocks the meridians and drains heat, helping to remove heart fire, relieve fatigue, and promote sleep.
Movement 4: Two Hands Hold the Feet	Nourishes yin and tonifies the kidneys, treating disorders of the heart and kidneys, insomnia, and excessive dreaming.

symptoms or had; (2) medical contraindications for exercise; (3) previous mental illness; or (4) regular exercise habits. All patients signed informed consent forms before participating in this study.

Intervention

SSBDJ development

SSBDJ was developed based on the principles of discriminative gongfu in Chinese medicinal Qigong theory (Table 1). First, according to the physical characteristics of advanced cancer patients, the researcher selected 4 BDJ movements targeting the reduction of the fatigue–sleep disturbance symptom cluster; these served as the practice content. Second, under the guidance of BDJ professionals and after a literature review, the selected movements were modified in terms of exercise intensity, safety, and form. Finally, the draft SSBDJ was formulated for advanced cancer patients through group brainstorming.

Validation of SSBDJ

The draft SSBDJ was validated by 20 experts through a two-round Delphi survey. The research areas of the panelists were Chinese traditional exercise, rehabilitation, and traditional Chinese medicine. All held a bachelor's degree or above and had at least 5 years of work experience in their respective fields. The panelists evaluated the appropriateness of the program, including the program's content, format, frequency, and duration. The program was refined according to the experts' comments.

Intervention procedure and monitoring

In this study, the first author acted as the SSBDJ facilitator. She was a registered nurse and postgraduate in the oncology sports research area. First, a patient's exercise risk was assessed using the "Medical Assessment Form before Exercise for Patients with Malignant Tumors" and "Physical Activity Assessment Form," as recommended by the American College of Sports Medicine (American College of Sports Medicine 2019). Then, the facilitator trained the eligible patients on SSBDJ through a PPT presentation and on-site demonstration. This occurred during their stay in the hospital. After discharge, the facilitator contacted the patient every week via WeChat or telephone to ensure they were engaging in home-based SSBDJ practices. The participants were asked to practice SSBDJ under the guidance of the SSBDJ video and booklet formulated by our research group. Participants performed 15 to 20 minutes of SSBDJ 5 times a week for 12 weeks and filled in the exercise log sheet after each practice. It was suggested that

SSBDJ be performed 1 hour before or after meals to avoid impacting appetite and digestion. It could be practiced in any indoor or outdoor environment with fresh air. During the intervention, real-time medical supervision was provided to ensure sports safety. The SSBDJ practice was to be stopped if participants felt any discomfort and such cessation was recorded in the self-reported adverse event (AE) checklist.

Outcome measurements

Demographic and clinical characteristics of the participants

A self-designed demographic and clinical data form was employed to collect the participants' sociodemographic data (i.e., age, educational background, employment status, marital status, and household income) and medical history (i.e., date of diagnosis, disease diagnosis, metastasis, and treatment.) at baseline.

Feasibility and safety outcomes

Feasibility outcomes. To evaluate the feasibility of SSBDJ for patients with advanced cancer, we collected data on retention rates, home practice adherence, and satisfaction with the intervention. Exercise compliance information was obtained through an exercise log sheet and weekly WeChat/phone follow-ups. The exercise log sheet contained the practice date, practice duration, and self-perceptions of the practice. As per Bowen's Feasibility Framework, the success of the intervention's execution was defined as a completion rate of $\geq 70\%$ of participants attending at least 75% of the exercise sessions (Bowen et al. 2009). Participants' satisfaction with the program was rated on a 5-point scale ranging from 1 (strongly dissatisfied) to 5 (strongly satisfied), with higher scores indicating greater satisfaction.

Safety outcomes. Safety was evaluated by AEs related to SSBDJ practice that occurred during the exercise session (Vicent et al. 2018). The severity was rated Grade 1 (asymptomatic or mild symptoms) to Grade 5 (death related to AE), based on the National Cancer Institute Common Terminology Criteria for Adverse Events, Version 5.0.

The safety of SSBDJ was defined as the absence of exercise-related AE classified as Grade 3 (i.e., significant symptoms requiring hospitalization and/or limitations in self-care activities related to daily living) or above (Reljic et al. 2022).

Effect-related outcomes

Fatigue. CRF was measured using the Brief Fatigue Inventory (BFI). The BFI has 9 items, with higher scores corresponding to more severe fatigue (Mendoza et al. 1999). The Cronbach's alpha of the Chinese version ranged from 0.90 to 0.92 (Wang et al. 2004).

Sleep disturbance. Sleep disturbance was assessed using the Pittsburgh Sleep Quality Index (PSQI). The questionnaire has 7 domains: sleep latency, habitual sleep efficiency, subjective sleep quality, sleep duration, use of sleeping medication, sleep disturbance, and daytime dysfunction (Buysse et al. 1989). Higher total scores indicate poorer sleep quality. The Chinese version of the PSQI has been demonstrated to be a reliable and valid scale and is widely used among patients with cancer (Liu et al. 1996).

Quality of life. The QOL items represented in the end-of-life questionnaire (QOLC-E) (Pang et al. 2005) were used to evaluate the advanced cancer patients' QOL. This measure consists of 29 items with 8 subscales. It is rated on an 11-point scale ranging from 0

(least desirable) to 10 (most desirable), with higher scores indicating greater satisfaction. Its Cronbach's α coefficient for the present study was 0.87.

Qualitative interviews. Our research team developed a semi-structured interview outline to guide interviews. Participants also responded to the following open-ended questions to provide feedback on their experience: (1) What are your perceptions of SSBDJ? (2) What impacts did SSBDJ have on you? (3) What facilitators or barriers were there that affected your participation in the program? Probing questions were also used to facilitate in-depth interviews.

Data collection

Quantitative data

A trained research assistant who will be blinded to group assignments will conduct all data collection. The feasibility of recruitment, follow-up process outcomes, and acceptability of SSBDJ were collected from the baseline (T0) to completion of the program (T3). The principle of diminishing returns of exercise training was applied, which states that an assessment period during the intervention will assist in determining the expected time course for improvement of outcomes. Therefore, the participants' CRF, sleep disturbance, and QOL were measured at pre-intervention (T0), 4 weeks (T1), 8 weeks (T2), and 12 weeks (T3) via the BFI, PSQI, and QOLC-E administered by a research assistant.

Qualitative data

Patients were invited to participate in semi-structured interviews. The interviews were conducted by the first author immediately after the 12-week SSBDJ. Each interview lasted 20 to 30 mins. All interviews were recorded with the participants' written informed consent. The interviews were transcribed verbatim by the first author within 24 hours.

Statistical analyses

Quantitative data

Quantitative data were analyzed using an intention-to-treat approach via SPSS (version 26.0, IBM, Armonk, NY, USA). Feasibility-related outcomes (i.e., retention, compliance, and satisfaction) were analyzed using descriptive statistics. For effect-related outcomes (i.e., CRF, sleep quality, and QOL), a repeated measures ANOVA was used to compare the differences before and after the intervention.

Qualitative data

Qualitative content analysis was employed to analyze the qualitative data (Graneheim and Lundman) (Graneheim and Lundman 2004). The first author and another research team member independently carried out the analysis. Inconsistent opinions were resolved by team discussion.

Results

A total of 38 patients were screened for eligibility. Of those, 8 were ineligible. 3 had no interest in our study, 2 had contraindications to exercise, 2 exercised regularly, and 1 took related drugs. Finally, 30 participants were enrolled in the study. The flow of participants through the SSBDJ trial is presented in Fig. 1. Participants' characteristics are reported in Table 2.

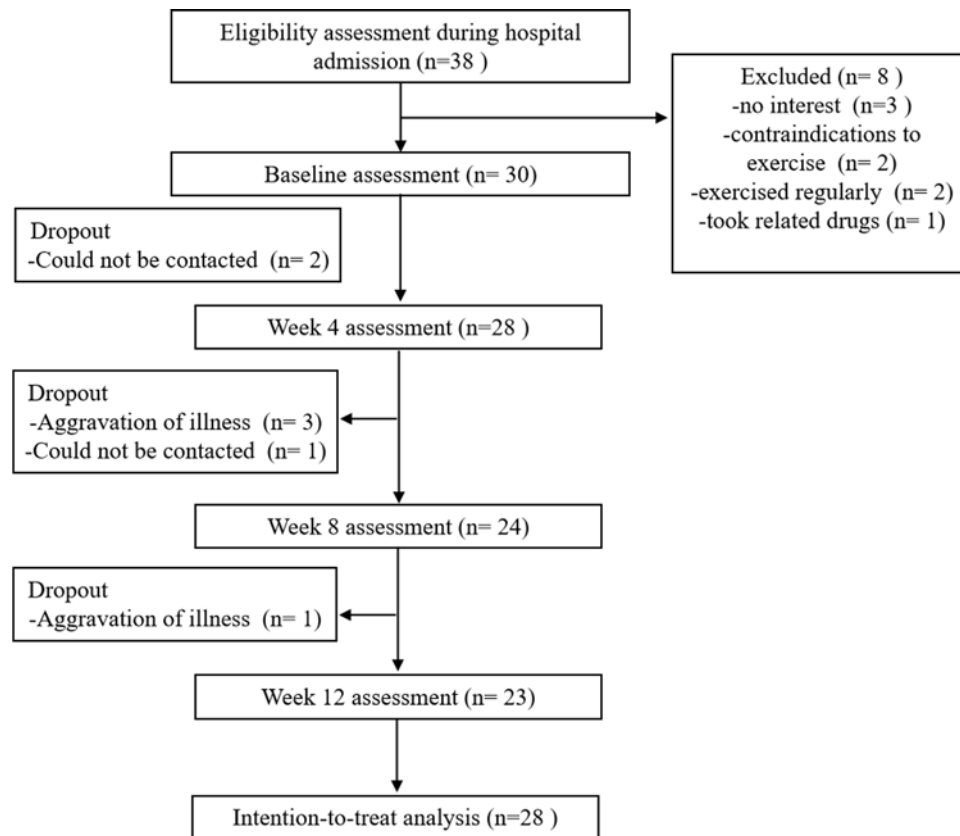


Figure 1. CONSORT flow diagram.

Feasibility and safety outcomes

Retention rate. All of the 30 enrolled participants completed the baseline assessments, 28 (93.3%) completed the 4-week assessment, 24 (80.0%) the 8-week assessment, and 23 (76.7%) the 12-week assessment. Seven participants withdrew from the study because of disease progression ($n = 4$) or failure to contact ($n = 3$).

Compliance rate

The compliance rate was calculated as a percentage of the scheduled exercises completed. There were 60 exercises scheduled. Of the total, 23 participants completed the 12-week intervention. The mean adherence rate was 88%, ranging from 71% to 98%. The reasons for noncompletion were physical limits and lack of time.

Satisfaction with the program

A total of 23 patients who completed all SSBDJ sessions rated the program using the satisfaction questionnaire. All were satisfied or very satisfied.

Adverse events

No AEs were reported. The only AE mentioned by one participant was mild and transient, a musculoskeletal discomfort due to overstretching.

Effect-related outcomes

Effect-related outcomes are reported in Table 3.

Perceptions of participants involved in the program

To understand the patients' feelings and feedback about participating in SSBDJ, 15 participants were invited for semi-structured interviews. At that point, the data reached significance saturation. Four themes emerged from the qualitative data: (a) acceptability of SSBDJ, (b) perceived benefits of exercise, (c) barriers, and (d) facilitators of the SSBD intervention program.

Acceptability

Patients expressed that the program was simple to learn and practice. They would recommend it to others.

"The movement is quite easy to learn. You can do it by watching the video and following the movement. It is not difficult." (Participant 6)

"I also sent this video (SSBDJ) to my son. I suggested he do the SSBDJ too because it is helpful for staying healthy." (Participant 1)

Perceived benefits of exercise

Relaxation of mind and body. Patients described that they felt relaxed in either their minds or bodies after SSBDJ.

"I feel more relaxed physically and mentally. I feel more comfortable when I stretch my body with those breathing methods." (Participant 8).

Sleep promotion. Patients also noted that SSBDJ was helpful for good sleep.

"Sleep is good after doing SSBDJ. It has become easier for me to fall asleep now since I do SSBDJ." (Participant 7)

Table 2. Baseline demographic characteristics of study participants

Variable	Group	n (%)
Age (year)	Mean (SD)	58.13 ± 10.58
	Range	40–74
Gender	Male	22 (73.33)
	Female	8 (26.67)
Marital status	Married	30 (100.00)
	Single/divorced/widowed	0 (0.00)
Education	≤ Primary school	10 (33.33)
	Middle school	7 (23.33)
	High school	9 (30.00)
	College	4 (13.33)
Religion	No	22 (73.33)
	Yes	8 (26.67)
Occupation	Employed	9 (30.00)
	Retired	13 (43.33)
	Unemployed	8 (26.67)
Source of income	Salary or pension	21 (70.00)
	Family support	6 (20.00)
	Government funding	0 (0.00)
	Other	3 (10.00)
Monthly income in yuan	<1,000	2 (6.67)
	1,000–3,000	2 (6.67)
	3,001–6,000	13 (43.33)
	>6,000	13 (43.33)
Primary caregiver	Spouse	22 (73.33)
	Children	5 (16.67)
	Relatives/friends	2 (6.67)
	Nurse	0 (0.00)
	Other	1 (3.33)
Tumor type	Digestive system	25 (83.33)
	Respiratory system	5 (16.67)
Operation	No	14 (46.67)
	Yes	16 (53.33)
Chemotherapy	No	0 (0.00)
	Yes	30 (100.00)
Radiotherapy	No	25 (83.33)
	Yes	5 (16.67)
KPS	60	5 (16.67)
	70	11 (36.67)
	80	14 (46.67)

“After the exercise, I am less likely to wake at midnight. I can sleep the whole night, so I feel energy in the morning.” (Participant 11)

Table 3. Effect-related outcomes

Outcome	Mean ± SE	Within-group change from baseline (95% CI)	F	P
BFI			14.152	<0.001
	Baseline	5.40 ± 0.26		
	4 W	4.16 ± 0.21	1.24 (0.52,1.96)	<0.001
	8 W	4.10 ± 0.25	1.29 (0.39,2.20)	0.002
PSQI			8.705	0.002
	Baseline	12.04 ± 0.74		
	4 W	11.96 ± 0.71	0.07 (−2.57,2.72)	1.000
	8 W	9.79 ± 0.68	2.25 (−0.42,4.92)	0.142
QOL			5.285	0.014
	Baseline	2.76 ± 0.04		
	4 W	2.86 ± 0.03	−0.10 (−0.22,0.02)	0.165
	8 W	2.92 ± 0.04	−0.16 (−0.34,0.01)	0.067
	Baseline	2.91 ± 0.05	−0.15 (−0.02,0.22)	0.138
	4 W	2.86 ± 0.03	−0.10 (−0.22,0.02)	0.165
	8 W	2.92 ± 0.04	−0.16 (−0.34,0.01)	0.067
	Baseline	2.91 ± 0.05	−0.15 (−0.02,0.22)	0.138
	4 W	2.91 ± 0.05	−0.15 (−0.02,0.22)	0.138
	8 W	2.91 ± 0.05	−0.15 (−0.02,0.22)	0.138

Meeting exercise needs. Patients stated that SBDJ matched their exercise needs.

“We patients have to lie in bed. I do not know how to do exercise. The exercise you introduced is suitable for me. I take time to exercise every day.” (Participant 3)

Barriers and facilitators

Physical limitations. Patients complained that physical symptoms and treatment affected their participation in the exercise program.

“The obstacle is a physical reason. It is inconvenient to do the exercises due to this PICC. And after chemotherapy, I often feel discomfort, such as diarrhea, and nausea. This often interferes with the exercise.” (Participant 1)

Family tasks. Some participants mentioned that they had to deal with family tasks or work, which may have conflicted with the exercises due to a lack of energy.

“My wife is suffering from uremia and receiving hemodialysis. I have to take care of her. Sometimes I don't even have enough time and energy to do exercise.” (Participant 2)

Discussion

To the best of our best knowledge, this is the first study to evaluate SSBDJ for use with advanced cancer patients. The findings indicate that SSBDJ is acceptable, feasible, and safe. Preliminary data also suggest a clinically meaningful reduction in the fatigue–sleep disturbance symptom cluster in this population, supporting the value of a more definitive future study.

SSBDJ was deemed safe, with no adverse reactions reported in the present study. Although 1 participant experienced mild and temporary muscle bloating from stretching, this is a natural reaction to a physical exercise program. Our findings demonstrate that 76.6% of participants completed the 12-week intervention with an 88% satisfactory adherence rate. The major cause of withdrawal or missing parts of the exercise program was progression of the illness.

A systematic review revealed that the completion rates of exercise interventions in advanced cancer patients ranged from 58% to 90%, with adherence levels ranging between 44% and 95% (Sheill *et al.* 2019). This shows that SSBDJ is feasible. The satisfaction survey indicated that all participants were either very satisfied or satisfied with the program. The qualitative interviews supported the notion that patients with advanced cancer would have a positive attitude toward SSBDJ. This can be explained as follows. First, SSBDJ is a simple 4-movement Qigong exercise. For the patients, the practice was easy to learn and engage in on their own, after receiving training. It can also be practiced in a sitting position, which matches their physical performance abilities and meets their exercise needs. Second, the SSBDJ video and manual developed for this study could guide any patients engaging in home practice. Third, SSBDJ allows patients to choose convenient times and places for exercise. Weekly follow-ups were conducted in the present study to supervise and encourage patients to continue the program. It is worth noting that a facilitator should consider disease progression, physical performance, and family tasks, all of which may affect a patient's ability to exercise.

Although effect estimates are not the focus of the present feasibility study, the relatively remarkable improvements observed in the SSBDJ groups are worth noting. Quantitative measures showed that Qigong exercises can improve sleep and QOL and reduce CRF in advanced cancer patients; these conclusions are supported by previous studies (Cheung *et al.* 2021a; Vanderbyl *et al.* 2017). Our qualitative data also support the quantitative results, indicating that SBDJ relaxed patients' bodies and minds and improved their quality of sleep. Each movement of SSBDJ enhances inner energy blood flow by dredging the meridian and modulating the viscera and somatic system, thus achieving calming and relaxing effects and promoting sleep (Liu and Zhang 2016). As a mind-body exercise focusing on meditation and deep breathing, BDJ may also reduce inflammation, increase melatonin, and affect stress response pathways, thereby reducing the fatigue-sleep disturbance symptom cluster (Cheung *et al.* 2021b).

Limitations

The study has several limitations. First, the present investigation was an initial feasibility study with a relatively small sample size. Thus, the effects of SSBDJ on CRF, sleep disturbance, and QOL outcomes in advanced cancer patients need to be confirmed in further research. A second limitation is the absence of a control group; however, given the focus on the feasibility of implementation, a control group was not appropriate (Bowen *et al.* 2009). Third, participants were recruited from a single clinical site, limiting the generalizability of the findings. In future research, recruitment conducted from multiple sites would reduce the risk of selection bias.

Conclusion

The 12-week SSBDJ is a feasible and safe exercise program for advanced cancer patients. It also shows promise in reducing the fatigue-sleep disturbance symptom cluster and improving QOL in advanced cancer patients. Given the biopsychosocial complexity of CRF and sleep disturbance, SSBDJ may be particularly useful for advanced cancer patients facing this syndrome who need to improve their QOL.

Supplementary material. The supplementary material for this article can be found at <https://doi.org/10.1017/S1478951524001482>.

Data availability statement. The datasets generated during and/or analyzed during the current study are available from the corresponding author on reasonable request.

Acknowledgments. The authors would like to thank all the participants from this study, without which this work would not have been possible.

Author contributions. ZHN: Conceptualization, Investigation, Methodology, Data curation, Writing-Original draft preparation.

CLY: Conceptualization, Writing-Reviewing, Editing the Manuscript Critically for Important Intellectual Content, Supervision.

DTJ: Conceptualization, Editing the Manuscript Critically for Important Intellectual Content and Supervision.

LXY: Conceptualization, Writing-Reviewing, Editing the Manuscript Critically for Important Intellectual Content, Supervision.

ZJW: Conceptualization, Writing-Reviewing, Editing the Manuscript Critically for Important Intellectual Content, Supervision.

XHM: Conceptualization, Writing-Reviewing, Editing the Manuscript Critically for Important Intellectual Content, Supervision.

Huina Zou and Liangying Chen contributed equally as a first author of this study.

Funding. This study was funded by the Fujian Science and Technology Innovation Joint Fund Project (Grant no. 2021Y9025). The funding sources played no role in the design of the study.

Competing interest. No competing interests.

Ethical approval. The study adhered to ethical standards throughout, and all procedures were conducted in accordance with relevant guidelines and regulations. Ethical approval has been obtained from the Biological and Medical Research Ethics Committee of Fujian University (IRB Ref No. 2023/97). Written informed consent was obtained from all participants.

References

- American College of Sports Medicine** (2022) *ACSM' Guidelines for Exercise Testing and Prescription*, 11th edn. Philadelphia, PA: Lippincott Williams & Wilkins.
- Bao X, Qiu Q, Shao Y, et al.** (2020) Effect of Sitting Ba-Duan-Jin exercises on balance and quality of life among older adults: A preliminary study. *Rehabilitation Nursing* **45**, 271–278. doi:10.1097/rnj.0000000000000219
- Beauchamp** (2013) *Principles of Biomedical Ethics*. Oxford: Oxford University Press.
- Bowen DJ, Kreuter M, Spring B, et al.** (2009) How we design feasibility studies. *American Journal of Preventive Medicine* **36**, 452–457. doi:10.1016/j.amepre.2009.02.002
- Buyse DJ, Reynolds CR, Monk TH, et al.** (1989) The Pittsburgh Sleep Quality Index: A new instrument for psychiatric practice and research. *Psychiatry Research* **28**, 193–213. doi:10.1016/0165-1781(89)90047-4
- Charalambous A, Berger AM, Matthews E, et al.** (2019) Cancer-related fatigue and sleep deficiency in cancer care continuum: Concepts, assessment, clusters, and management. *Supportive Care in Cancer* **27**, 2747–2753. doi:10.1007/s00520-019-04746-9
- Chen G, Hong C, Lin S, et al.** (2021) A pilot study of the effects of sitting Baduanjin on daily blood pressure fluctuations in the disabled residents of nursing home. *Taipei Journal* **24**(3), 29–42.
- Chen M** (2019) Clinical study of sitting Baduanjin on early rehabilitation of septic patients with mechanical ventilation. Dissertation, Guangzhou:Guangzhou University of Traditional Chinese Medicine.
- Cheung DST, Takemura N, Smith R, et al.** (2021b) Effect of qigong for sleep disturbance-related symptom clusters in cancer: A systematic review and meta-analysis. *Sleep Medicine* **85**, 108–122. doi:10.1016/j.sleep.2021.06.036
- Cheung D, Takemura N, Lam TC, et al.** (2021a) Feasibility of aerobic exercise and Tai-Chi interventions in advanced lung cancer patients: A randomized controlled trial. *Integrative Cancer Therapies* **20**, 15347354211033352. doi:10.1177/15347354211033352

- Dun L, Xian-Yi W, Si-Ting H, et al.** (2022) Effects of sleep interventions on cancer-related fatigue and quality of life in cancer patients: A systematic review and meta-analysis. *Supportive Care in Cancer* **30**, 3043–3055. doi:10.1007/s00520-021-06563-5
- Graneheim UH and Lundman B** (2004) Qualitative content analysis in nursing research: Concepts, procedures and measures to achieve trustworthiness. *Nurse Education Today* **24**, 105–112. doi:10.1016/j.nedt.2003.10.001
- Hertzog MA** (2008) Considerations in determining sample size for pilot studies. *Research in Nursing and Health* **31**, 180–191. doi:10.1002/nur.20247
- Heywood R, McCarthy AL and Skinner TL** (2017) Safety and feasibility of exercise interventions in patients with advanced cancer: A systematic review. *Supportive Care in Cancer* **25**, 3031–3050. doi:10.1007/s00520-017-3827-0
- Kuo CC, Wang CC, Chang WL, et al.** (2021) Clinical effects of Baduanjin Qigong exercise on cancer patients: A systematic review and meta-analysis on randomized controlled trials. *Evidence-Based Complementary and Alternative Medicine* **2021**, 6651238. doi:10.1155/2021/6651238
- Liu L, Mills PJ, Rissling M, et al.** (2012) Fatigue and sleep quality are associated with changes in inflammatory markers in breast cancer patients undergoing chemotherapy. *Brain, Behavior, and Immunity* **26**, 706–713. doi:10.1016/j.bbi.2012.02.001
- Liu T and Zhang W** (2016) *Qigong of Traditional Chinese Medicine*, 10th edn. Beijing: China Traditional Chinese Medicine Press.
- Liu X, Tang M, Hu L, et al.** (1996) Reliability and validity of the Pittsburgh Sleep Quality Index. *Chinese Journal of Psychiatry* **29**, 103–107.
- Mendoza TR, Wang XS, Cleeland CS, et al.** (1999) The rapid assessment of fatigue severity in cancer patients: Use of the Brief Fatigue Inventory. *Cancer* **85**, 1186–1196. doi:10.1002/(SICI)1097-0142(19990301)85:5<1186::AID-CNCR24>3.0.CO;2-N
- Miller AH, Ancoli-Israel S, Bower JE, et al.** (2008) Neuroendocrine-immune mechanisms of behavioral comorbidities in patients with cancer. *Journal of Clinical Oncology* **26**, 971–982. doi:10.1200/JCO.2007.10.7805
- Network NCC** (2022) NCCN clinical practice guidelines in oncology cancer-related fatigue (version 2, 2022) [DB/OL]. <https://www.nccn.org/> (accessed 8 April 2022).
- Pang SMC, Chan K, Chung BPM, et al.** (2005) Assessing quality of life of patients with advanced chronic obstructive pulmonary disease in the end of life. *Journal of Palliative Care* **21**, 180–187. doi:10.1177/082585970502100311
- Reljic D, Herrmann HJ, Jakobs B, et al.** (2022) Feasibility, safety, and preliminary efficacy of very low-volume interval training in advanced cancer patients. *Medicine and Science in Sports and Exercise* **54**, 1817–1830. doi:10.1249/MSS.0000000000002989
- Sheil G, Guinan E, Brady L, et al.** (2019) Exercise interventions for patients with advanced cancer: A systematic review of recruitment, attrition, and exercise adherence rates. *Palliative and Supportive Care* **17**, 686–696. doi:10.1017/S1478951519000312
- Sung H, Ferlay J, Siegel RL, et al.** (2021) Global cancer statistics 2020: GLOBOCAN estimates of incidence and mortality worldwide for 36 cancers in 185 countries. *CA: A Cancer Journal for Clinicians* **71**, 209–249. doi:10.3322/caac.21660
- Tolotti A, Bonetti L, Pedrazzani C, et al.** (2021) Nursing management of fatigue in cancer patients and suggestions for clinical practice: A mixed methods study. *BMC Nursing* **20**(1), 182. doi:10.1186/s12912-021-00699-9
- Vanderbyl BL, Mayer MJ, Nash C, et al.** (2017) A comparison of the effects of medical Qigong and standard exercise therapy on symptoms and quality of life in patients with advanced cancer. *Supportive Care in Cancer* **25**, 1749–1758. doi:10.1007/s00520-017-3579-x
- Vicent L, Ariza-Sole A, Gonzalez-Juanatey JR, et al.** (2018) Exercise-related severe cardiac events. *Scandinavian Journal of Medicine and Science in Sports* **28**, 1404–1411. doi:10.1111/sms.13037
- Wang XS, Hao X, Wang Y, et al.** (2004) Validation study of the Chinese version of the Brief Fatigue Inventory (BFI-C). *Journal of Pain and Symptom Management* **27**, 322–332. doi:10.1016/j.jpainsymman.2003.09.008
- Wu IHC, Balachandran DD, Faiz SA, et al.** (2022) Characteristics of cancer-related fatigue and concomitant sleep disturbance in cancer patients. *Journal of Pain and Symptom Management* **63**, e1–e8. doi:10.1016/j.jpainsymman.2021.07.025
- Yuen M, Ouyang HX, Miller T, et al.** (2021) Baduanjin Qigong improves balance, leg strength, and mobility in individuals with chronic stroke: A randomized controlled study. *Neurorehabilitation & Neural Repair* **35**, 444–456. doi:10.1177/15459683211005020
- Zhang X, Chen M, Kong L, et al.** (2019) Nursing care of sitting Baduanjin exercise for 43 patients with acute myocardial infarction after PCI. *Journal of Nursing (China)* **26**, 63–65. doi:10.16460/j.issn1008-9969.2019.19.063
- Zhao J, Chau JPC, Lo SHS, et al.** (2021) The effects of sitting Tai Chi on physical and psychosocial health outcomes among individuals with impaired physical mobility: A systematic review and meta-analysis. *International Journal of Nursing Studies* **118**, 103911. doi:10.1016/j.ijnurstu.2021.103911
- Zhou S, Kou S, Zhou M, et al.** (2022) Effect of Baduanjin four-style combined with emotional nursing on quality of life in patients with gastrointestinal tumors after chemotherapy. *Chongqing Medicine* **51**, 806–809+815.