

Genetic hitch-hiking in a subdivided population

MONTGOMERY SLATKIN* AND THOMAS WIEHE

Department of Integrative Biology, University of California, Berkeley, CA 94720-3140, USA

(Received 13 August 1997 and in revised form 9 December 1997 and 13 January 1998)

Summary

The problem of genetic hitch-hiking in a geographically subdivided population is analysed under the assumption that migration rates among populations are relatively small compared with the selection coefficient for a newly arising advantageous allele. The approximate method used in the paper is valid when the number of emigrants per generation (Nm) is less than one. The approximate analysis shows that hitch-hiking can result in substantial differences among populations in the frequencies of neutral alleles closely linked to the advantageous allele. Thus, in cases for which genetic hitch-hiking is thought to be responsible for low levels of genetic variability in regions of the genome with restricted crossing over, it might be possible to find confirmatory evidence for that hypothesis by finding unusual patterns of geographic differentiation in the same regions of the genome.

1. Introduction

Genetic hitch-hiking is a term introduced by Maynard Smith & Haigh (1974) to describe the effect of a gene substitution at a selected locus on a closely linked neutral locus. Maynard Smith & Haigh found that heterozygosity would be reduced significantly at the neutral locus provided that the selection coefficient, s , is larger than the recombination rate, c , between the selected and neutral loci. These results have been confirmed and extended by Kaplan *et al.* (1988), Stephan *et al.* (1992) and Wiehe & Stephan (1993). Reduced heterozygosity in regions of low recombination in *Drosophila*, found by Begun & Aquadro (1991) and others, has been attributed to the effects of hitch-hiking, although Charlesworth *et al.* (1993) have proposed an alternative explanation.

The existing theory of hitch-hiking suggests that it is a process that leads to uniformity and homogeneity at neutral loci. That is true for a single population but, as suggested to us by C. H. Langley (personal communication), it is not necessarily true when considering a geographically subdivided population. We will show that under some conditions, hitch-hiking can lead to substantial population differentiation, as measured by

Wright's F_{ST} , even when there is significant gene flow, in spite of the fact that hitch-hiking will reduce heterozygosity within each population. A complete model of this problem is intractable so we will begin with a simple model that illustrates our main point. We will then present some numerical analysis that provides a more detailed picture of the process.

2. Deterministic analysis of a single population

In this section, we follow the deterministic analysis of Maynard Smith & Haigh (1974). We assume that there is a haploid population and consider two diallelic loci with recombination rate c between them. At the selected locus, allele B has a selective advantage s over the alternative allele b. Initially, the population is fixed for b but a single B allele is introduced. We assume that selection is sufficiently strong that B increases deterministically in frequency:

$$p(t) = \frac{p_0(1+s)^t}{1-p_0+p_0(1+s)^{t+1}}, \quad (1)$$

where p_0 is the initial frequency of B and t is the number of generations. The choice of p_0 is problematic. We assume that there is one copy initially, so it would seem reasonable to assume $p_0 = 1/N$, where N is the haploid population size. When there are only one or a few copies of B, however, stochastic events dominate

* Corresponding author. Telephone: +1 (510)-643-6300. Fax: +1 (510)-643-6264. e-mail: slatkin@socrates.berkeley.edu.

until **B** is either lost or reaches a frequency of roughly $\epsilon = 3/(Ns)$, after which (1) applies until $p(t)$ reaches a value of $1 - \epsilon$ (Ewens, 1979). For our purposes, the dependence on p_0 is weak and is absorbed into q^* and q^{**} defined below, so the choice will not affect our conclusions.

At the neutral locus, we assume that one allele, **A**, is initially in frequency q and that the copy of **B** that ultimately goes to fixation is initially on a chromosome carrying **A**. In that case, Maynard Smith & Haigh (1974, eqn 8) show that q will increase to a value q^* ($1 - Q_\infty$ in their notation):

$$q^* = 1 - c(1 - q)(1 - p_0) \sum_{n=0}^{\infty} \frac{(1 - c)^n}{1 - p_0 + p_0(1 + s)^{n+1}}. \quad (2)$$

If c is sufficiently small, (2) can be approximated by

$$q^* \approx 1 + \frac{c(1 - q)}{s} \ln(p_0) \quad (3)$$

(Maynard Smith & Haigh, 1974, eqn 14). As mentioned above, the value of p_0 affects q^* , but (3) shows that for small c the dependence is only logarithmic.

If instead, **B** is initially on an a chromosome, then the frequency of **A** will be reduced from q to q^{**} given by

$$q^{**} = cq(1 - p_0) \sum_{n=0}^{\infty} \frac{(1 - c)^n}{1 - p_0 + p_0(1 + s)^{n+1}}, \quad (4)$$

whose value also depends only weakly on p_0 .

3. Island model

We now consider a collection of d subpopulations in an island model of migration. In each generation, a fraction m of each subpopulation is replaced by immigrants drawn randomly from the $d - 1$ other subpopulations. We assume that m is sufficiently small that only one subpopulation is going to fixation at any time. In that case, we can treat each subpopulation as fixed either for **B** or for **b**, and ignore the details of the fixation process in each subpopulation.

Assume first that the frequency of **A** in all subpopulations is initially q and that **B** is introduced by mutation on an **A**-bearing chromosome in one of the subpopulations. Substitution of **B** proceeds, after which the frequency of **A** is increased to q^* in that subpopulation. In that subpopulation, there are two kinds of chromosomes: **AB**, in frequency q^* , and **aB**, in frequency $1 - q^*$. Assuming that emigrant chromosomes are chosen randomly, those are the probabilities that emigrants will carry each of those chromosomes. If an **AB** chromosome arrives at a subpopulation that has not undergone substitution of **B**, then the process will be the same as in the first subpopulation: **B** will be substituted and afterwards the frequency of **AB**

chromosomes will be q^* . If instead an **aB** chromosome arrives, the results will be different: **B** will be substituted and the frequency of **AB** chromosomes will be q^{**} .

We can proceed to construct a simple model of the process by noting that there are three kinds of subpopulations: those in which **b** is fixed (type 1), those in which fixation of **B** resulted from the arrival of an **AB** chromosome (type 2), and those in which fixation of **B** resulted from the arrival of an **aB** chromosome (type 3).

We let x_i be the number of type 2 subpopulations and y_i be the number of type 3 subpopulations after the i th substitution. The number of type 1 subpopulations is $d - i$ and initially $x_1 = 1$ and $y_1 = 0$. Although there appear to be two random variables, x_i , and y_i , only one is independent because $y_i = i - x_i$. We can develop a simple model to predict the distribution of x_i by ignoring events between substitutions of **B** in different subpopulations. Given x_i and y_i , the probability that a type 1 population becomes type 2 is $(x_i q^* + y_i q^{**}) / (x_i + y_i)$, and hence this is the probability that $x_{i+1} = x_i + 1$.

Treating x_i as a random variable with possible values $1, \dots, i$, we can describe its distribution by a vector \mathbf{g}_i whose elements are the probabilities that $x_i = 1, \dots, i$. We can then compute the elements of \mathbf{g}_{i+1} by multiplying \mathbf{g}_i by an $i + 1$ by i matrix, $\mathbf{T}^{(i)}$, whose non-zero elements reflect the two possible transitions for each value of x_i :

$$T_{j,j+1}^{(i)} = \frac{j q^* + (i - j) q^{**}}{i},$$

$$T_{j,j}^{(i)} = \frac{j(1 - q^*) + (i - j)(1 - q^{**})}{i}. \quad (5)$$

In (5), $T_{j,j+1}^{(i)}$ is the probability that the next fixation of **B** begins with an **AB** chromosome and $T_{j,j}^{(i)}$ is the probability that it begins with an **aB** chromosome. By successive matrix multiplication, we obtain \mathbf{g}_d :

$$\mathbf{g}_d = \mathbf{T}^{(d-1)} \mathbf{T}^{(d-2)} \dots \mathbf{T}^{(1)} \mathbf{g}_1, \quad (6)$$

where \mathbf{g}_1 is a vector whose only element is 1, reflecting the initial condition we assumed, $x_1 = 1$.

Although \mathbf{g}_d cannot be expressed in a simpler form, it is easy to evaluate (6) numerically. Note that the result depends only on q^* , q^{**} and d . Furthermore, because the elements of $\mathbf{T}^{(i)}$ are linear in j , we can obtain a recursion equation for the expectation of x_i :

$$E(x_{i+1}) = q^{**} + 1 + \frac{q^* - q^{**}}{i} E(x_i), \quad (7)$$

where $E(\cdot)$ denotes expectation. The solution to (7) with the initial condition $E(x_1) = 1$ is

$$E(x_d) = q^{**} \sum_{j=2}^d \pi_j + \pi_1, \quad (8)$$

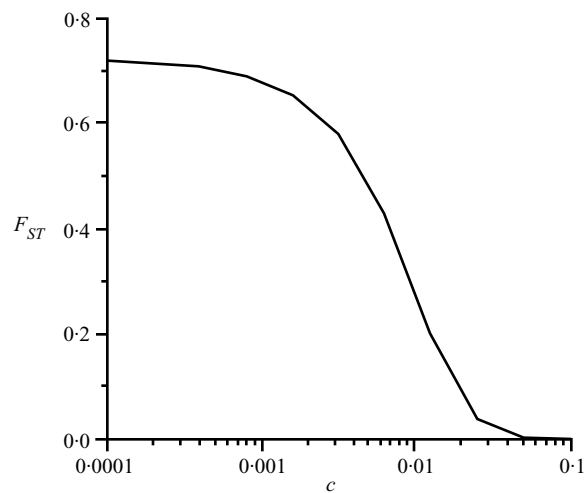


Fig. 1. F_{ST} plotted as a function of c , the recombination rate, for the low migration model described in the text. In this case, $q = 0.2$, $p_0 = 0.001$, $d = 20$ and $s = 0.1$.

where $\pi_d = 1$ and $\pi_j = \prod_{k=j}^{d-1} (1 + (q^* - q^{**})/k)$ for $j < d$. Similar equations and solutions can be found for the variance and higher moments, but it is just as easy to use (6) to find the entire distribution.

In this simple model, hitch-hiking in space results in local differentiation of subpopulations whenever $x_d \neq d$. We can quantify the extent of differentiation using Wright's F_{ST} . We computed F_{ST} by taking the ratio of the expected value of the variance in the frequency of A across subpopulations to $E(x_d)[1 - E(x_d)]$. Fig. 1 shows some typical results: F_{ST} is quite large for very small values of c and decreases as c increases to s . In this graph, F_{ST} has the value it would have immediately after B was substituted throughout the population. Subsequent gene flow would reduce F_{ST} to its equilibrium value under gene flow and genetic drift, $1/(1 + 4Nm)$. The approach to that equilibrium would be on a time scale of $1/m$ generations.

Our approximate analysis is valid when only one subpopulation is going to fixation of B at any time. We can determine the upper limit on m by recalling that the approximate time of fixation of a strongly selected allele is roughly $1/s$ generations. The number of emigrants from subpopulations fixed for B is of the order of magnitude of Nm and the probability that each emigrant copy of B goes to fixation in a subpopulation fixed for b is approximately $2s$. Thus, the time between successive fixations of B is approximately $1/(2Nms)$, which must be greater than $1/s$ for our approximate analysis to be valid. Thus, we require that $2Nm$ be less than 1. When $2Nm$ is much greater than 1, then intuition suggests that fixation of B in most subpopulations would result from emigrants from the subpopulation in which B was initially fixed. Little differentiation among subpopulations at the linked marker would result and the effect of genetic

hitch-hiking would be roughly the same as in a single panmictic population.

If $2Nm \ll 1$, then substantial differentiation among neutral loci would be expected even in the absence of hitch-hiking, provided that subpopulations had been relatively isolated for a long time. The effect modelled in this paper would augment differentiation and neutral loci linked to loci at which substitutions occurred and could also lead to differentiation more rapidly than would occur under the effects of drift alone.

4. Stepping stone model

If we imagine a one-dimensional array of subpopulations with gene flow only between adjacent subpopulations and assume that B is introduced by mutation at one end, then the analysis in the previous section allows us to make a relatively simple prediction about what will happen. In the first population, hitch-hiking will increase the frequency of A to q^* , which is also the probability that a successful AB chromosome will arrive at the second subpopulation. The process will continue until the successful chromosome arriving at the next subpopulation is aB. The probability that the first $i + 1$ subpopulations will have A in frequency q^* is a geometric distribution with parameter q^* : $\Pr(i + 1) = (1 - q^*) q^{*i}$ ($i \geq 0$). Similarly, once a successful aB chromosome arrives at one subpopulation, the probability that the next i subpopulations also have frequency q^{**} is a geometric with parameter q^{**} . Thus, hitch-hiking in space will result in patches of relatively high and low frequency of A with patch size determined by the initial frequency of A, q and the ratio c/s . Only if q^* is nearly 1 will hitch-hiking preserve genetic uniformity.

A two-dimensional stepping stone model would be analysed in the same way. The patterns generated are much more complicated but the conclusion is the same. The spread of B among subpopulations will result in patches of high and low frequency of A even if the frequency was the same initially.

5. Detailed analysis of two populations

The preceding sections all relied on the simplification that the substitution of B took place instantaneously. It is appropriate to look in more detail at the case with intermediate levels of migration. We will derive some analytic approximations and then compare the approximate results with exact numerical analysis.

We consider two populations, labelled S_1 and S_2 , and assume that the frequency of allele A in both is initially q . At time $t = 0$ the favourable mutant B is introduced in frequency p_0 to population S_1 . If selection is strong ($2Ns \gg 1$) the fixation process is

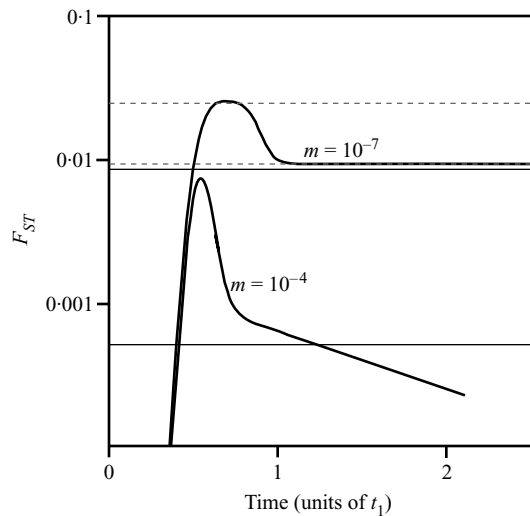


Fig. 2. Plot of F_{ST} versus time. Time is measured in units of t_1 , the fixation time of a selective substitution. Continuous black lines, F_{ST} as obtained by numerical integration of the exact system of equations for u_i and v_i ($i = 1, 2$); continuous grey line, F_{ST} according to (20); dotted grey line, F_{ST}^{max} according to (22). Parameters: $q = 1/2$, $p_0 = 10^{-5}$, $d = 2$, $s = 10^{-2}$ and $c = 10^{-3}$.

nearly deterministic. The time for B to be fixed (i.e. going from frequency p_0 to $1 - p_0$) in one population takes approximately

$$t_1 = \frac{-2}{s} \log(p_0) \tag{9}$$

generations. Eventually, a B -carrying individual will migrate to S_2 and take either allele A or allele a along. In the absence of recombination no differentiation is to be expected because the same haplotype (either AB or aB) will eventually be fixed in both populations. With $c > 0$, after fixation of B in both, population S_2 may be of one type while the other population is of the other type. We will characterize the effect of hitchhiking by deriving some approximate results for F_{ST} .

Following Maynard Smith & Haigh (1974) we write the variables in terms of conditional frequencies for the A allele and of the frequency of B . We define u_1 and u_2 to be the frequencies of A on B -bearing chromosomes in populations S_1 and S_2 and v_1 and v_2 be the frequencies of A on b -bearing chromosomes. To derive our analytic results, we first assume a continuous time approximation for (1):

$$p_1(t) = \frac{p_0}{p_0 + (1 - p_0)e^{-st}}, \tag{10}$$

where $p_1(t)$ is the frequency of B in population S_1 .

In S_2 , we assume that B will also increase deterministically but with a time delay τ :

$$p_2(t) = \frac{p_0}{p_0 + (1 - p_0)e^{-s(t-\tau)}}. \tag{11}$$

To derive τ , let time be rescaled in units of t_1 : $t' = t/t_1$, where t_1 is defined by (9). The scaled migration rate is $m_1 = t_1 m$. At time t' , the number of migrants that carry B is approximately Poisson-distributed with a parameter $\lambda(t')$. Note that $\tau' = \tau/t_1$ is the first time when the expected number of B carrying migrants exceeds 1. Rescaling (11),

$$p_1(t') = \frac{p_0}{p_0 + p_0^{2t'}}. \tag{12}$$

Assuming that the number of gametes in S_1 is $1/p_0$, the number of B -carrying migrants is $m_1 p_1(t')/p_0$. Therefore, determining the minimum value of τ' for which $m_1 p_1(\tau')/p_0 \geq 1$, we obtain

$$\tau' \geq \frac{\log(m_1 - p_0)}{2 \log(p_0)}, \tag{13}$$

which, in terms of the original parameters, becomes

$$\tau = \max \left(0, -\frac{\log(mt_1 - p_0)}{s} \right) \approx \max \left(0, -\frac{\log(mt_1)}{s} \right). \tag{14}$$

When roughly $m < s$, the effect of migration on population S_1 is negligible during the selective phase. As before, let q be the allele frequency of A in S_1 before B is introduced. After finishing the selective phase the frequency of A in S_1 is q' , which is approximately

$$q' = q + (1 - q)p_0^{c/s} \tag{15}$$

if B was initially linked to A and

$$q'' = q(1 - p_0^{c/s}) \tag{16}$$

if B was linked to a (see Appendix).

To find an approximation for F_{ST} as a function of time, we assume $u_1(0) = 1$. Numerical analysis of the exact equation for u_i , v_i and p_i ($i = 1, 2$) suggests that for $t > t_1/2$ u_1 is roughly constant and approximately equal to q' . To calculate $u_2(t_1 + \tau)$ we first need to determine the probabilities q^* and $1 - q^*$ with which an AB or an aB haplotype migrates to S_2 . If this happens early ($\tau < t_1/2$) then q^* will differ from q' . As shown in the Appendix, one finds for this case

$$q^* = q + (1 - q)(\exp(-\tau s))^{c/s} = q + (1 - q)\exp(-\tau c). \tag{17}$$

If, on the other hand, $\tau \geq t_1/2$ then $q^* = q'$. Similarly, if $u_1(0) = 0$, then

$$q^{**} = q(1 - \exp(-\tau s))^{c/s} = q(1 - \exp(-\tau c)) \tag{18}$$

if $\tau < t_1/2$, and $q^{**} = q''$ if $\tau \geq t_1/2$. Recall that τ depends on m , and therefore q^* and q^{**} depend on m also. After B is substituted in both populations, the frequency of A in S_i is u_i ($i = 1, 2$). Therefore, when $u_1(0) = 1$, $u_1(t_1 + \tau) = q'$ and $u_2(t_1 + \tau) = q^*q' + (1 - q^*)q''$. With

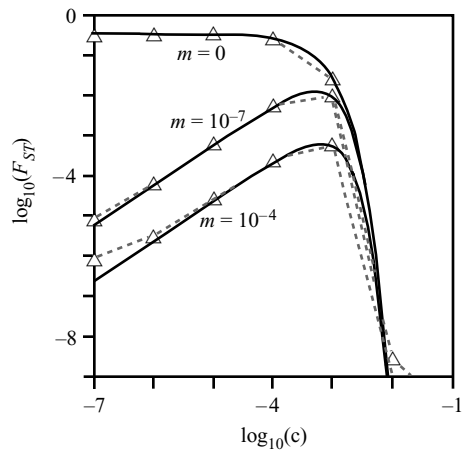


Fig. 3. F_{ST} versus recombination rate c . Continuous black lines, analytical value according to (20); triangles, values obtained by numerical integration. The analytical approximation becomes inaccurate for very small recombination rates and underestimates the true F_{ST} value. The reason is that the analytical formula assumes identity (in the limit $c = 0$) for $p_1(t_1 + \tau)$ and $p_2(t_1 + \tau)$. However, it only holds for $p_1(t_1) = p_2(t_1 + \tau)$. Parameters as before. Upper integration limit for the numerical values is $t_1 + \tau$.

$$F_{ST} = \frac{(u_1(t_1 + \tau) - u_2(t_1 + \tau))^2}{(u_1(t_1 + \tau) + u_2(t_1 + \tau))(2 - u_1(t_1 + \tau) - u_2(t_1 + \tau))} \tag{19}$$

and inserting the above results, we obtain

$$F_{ST} = \frac{(1 - \min(1, m_1^{c/s}))^2 p_0^{2c/s} (1 - q)}{(2 - p_0^{c/s} (1 + \min(1, m_1^{c/s}))) (2q + (1 - q) p_0^{c/s} (1 + \min(1, m_1^{c/s})))} \tag{20}$$

In the special case with $q = 1/2$ (Fig. 2), the right-hand side simplifies to

$$F_{ST} = \frac{(1 - \min(1, m_1^{c/s}))^2 p_0^{2c/s}}{4 - p_0^{2c/s} (1 + \min(1, m_1^{c/s}))^2} \tag{21}$$

Similar results are obtained when $u_1(0) = 0$. Fig. 3 shows a plot of this approximation for F_{ST} as a function of the recombination rate c . Note that F_{ST} is a concave function of c for $m > 0$.

After time $t_1 + \tau$, the complete equations for u_i and v_i simplify to an easily solvable linear system. Both u_1 and u_2 approach the limit $(u_1(t_1 + \tau) + u_2(t_1 + \tau))/2$ at rate $2m$ and F_{ST} exponentially decays to zero as a result of migration. For high migration rates ($O(m/s) > 10^{-2}$), it is therefore inaccurate to treat F_{ST} as a constant (Fig. 2, $m = 10^{-4}$). The above formulae express differentiation after both S_1 and S_2 experienced a selective substitution. However, as a function of t , F_{ST} passes through a maximal value F_{ST}^{\max} while the advantageous mutants sweep through populations S_1 and S_2 , which is larger than the values given by (20) (Fig. 2). It strongly depends on τ : F_{ST}^{\max} is largest if $\tau > t$. If m is small the selective substitution in S_1 is nearly or entirely completed before it commences in S_2 .

There are values of t in $[0, t_1 + \tau]$, such that $p_1 - p_2 \approx 1$. In particular, if $m = 0$, then $p_1 - p_2 = 1$ for all $t > t_1$. On the other hand, with high migration rates the selective substitution in S_2 is initiated only shortly after $t = 0$. Differentiation between the populations is possible only if a recombination event takes place in the short time interval $[0, \tau]$. Such an event is more unlikely the smaller τ is and both populations tend to be of the same type (the same allele is hitch-hiking). In this case, $p_1 - p_2 \approx 0$ for all t in $[0, t_1 + \tau]$. Finally, intermediate migration rates result in an intermediate value of $\max_{t \in [0, t_1 + \tau]} (p_1 - p_2)$. combining the two, we define

$$F_{ST}^{\max}(m) = k F_{ST}(m = 0) + (1 - k) F_{ST}(m) \tag{22}$$

with

$$k = \max_{t \in [0, t_1 + \tau]} (p_1(t) - p_2(t)). \tag{23}$$

For the special case $m = 0$ one has from (19)

$$F_{ST} = \frac{(1 - q) p_0^{2c/s}}{(2 - p_0^{c/s})(2q + (1 - q) p_0^{c/s})}$$

The time at which the difference $p_1(t) - p_2(t)$ is maximized is $t = (t_1 + \tau)/2$. Therefore,

$$k = \tanh \frac{s\tau}{4}. \tag{24}$$

Fig. 2 shows plots of F_{ST} , F_{ST}^{\max} and their analytic approximations for some parameter choices.

6. Discussion and conclusions

We have shown that genetic hitch-hiking in a subdivided population can lead to a substantial temporarily increased differentiation at neutral loci. Increased differentiation would be expected when $2Nm \ll 1$ and $c \ll s$. Ultimately, low levels of gene flow could reduce the extent of differentiation (Fig. 2), but that could occur on a sufficiently long time scale that it would not be important. We have made many restrictive assumptions in order to obtain relatively simple results, and so we cannot claim that our analysis applies to all situations. The assumption that $2Nm \ll 1$ is particularly limiting. If the migration rate is higher, then it is not possible to assume that fixation within each subpopulation occurs much more rapidly than dispersal of the mutant among subpopulations. Stochastic effects of the kind discussed by Otto & Barton (1997) are also potentially important. Our analysis is intended to show that hitch-hiking in space can under some circumstances lead to an increase in population differentiation. To provide an accurate quantitative picture of the extent of differentiation under general conditions a much more detailed analysis and extensive simulations would be required.

The qualitative patterns in our results suggest that, if subpopulations are completely isolated, greater differentiation would be found in regions of a genome with low rates of recombination than in regions of higher rates. Low levels of gene flow change this pattern: differentiation is expected to be largest in regions of intermediate levels of recombination (Fig. 3). Very low or high recombination rates both lead to lower levels of F_{ST} . Therefore, completely isolated populations should produce a different relationship between F_{ST} and recombination rate compared with populations in which there is some gene flow.

Two studies have found increased differentiation in a subdivided population in regions of low recombination. Stephan & Mitchell (1992) found greater differentiation between populations of *Drosophila ananassae* in India and Burma near the centromere on the X chromosome, where there is reduced recombination, than in two regions of the genome with higher rates of recombination. Begun & Aquadro (1993) found similar patterns when comparing populations of *D. melanogaster* in Zimbabwe with other populations. In both cases, these authors invoked independent hitch-hiking events in each geographic area to account for the greater extent of differentiation in regions of low recombination (Stephan, 1994). Our results here show that substitutions of the same advantageous allele spread by gene flow to different subpopulations could produce the observed patterns. At present, we cannot distinguish between these possibilities because we do not know the actual levels of gene flow in these two cases. If there is any ongoing gene flow, then eventual dispersal of an advantageous mutation arising in one population to another seems likely.

Appendix. Derivation of q' and q^*

The conditional allele frequency u_1 can be written in integral form (Stephan *et al.*, 1992) as

$$u_1(t) = u_1(0) - c(u_1(0) - q) \int_0^t \frac{(1-p_0)e^{-(s+c)z}}{p_0 + (1-p_0)e^{-sz}} dz. \quad (\text{A } 1)$$

For $t < t_1/2$, one may replace the denominator under the integral by e^{-sz} . Upon integrating one obtains

$$u_1(t) \approx u_1(0) - c(u_1(0) - q) \frac{(1 - e^{-ct})}{c}. \quad (\text{A } 2)$$

Replacing t by τ according to (5) and $u_1(0)$ by 1, one arrives at

$$u_1(\tau) = q + (1 - q)m_1^{c/s}.$$

If instead t is replaced by $t_1/2$ the expression becomes

$$u_1(t_1/2) = q + (1 - q)p_0^{c/s}.$$

Because of the observation that u_1 does not change if $t > t_1/2$, the latter holds for $u_1(t_1)$.

This research was supported in part by grants from the National Institutes of Health (R01-GM40282 and R01-GM28428) to M.S. and by a research grant from the German Academic Exchange Service (DAAD) to T.W. We thank N. H. Barton and W. Stephan for helpful discussions of this topic and comments on an earlier version of this paper.

References

- Begun, D. J. & Aquadro, C. F. (1991). Levels of naturally occurring DNA polymorphism correlate with recombination rates in *Drosophila melanogaster*. *Nature* **356**, 519–520.
- Begun, D. J. & Aquadro, C. F. (1993). African and North American populations of *Drosophila melanogaster* are very different at the DNA level. *Nature* **365**, 548–550.
- Charlesworth, B., Morgan, M. T. & Charlesworth, D. (1993). The effect of deleterious mutations on nuclear molecular variation. *Genetics* **134**, 1289–1303.
- Ewens, W. J. (1979). *Mathematical Population Genetics*. Berlin: Springer-Verlag.
- Kaplan, N. L., Hudson, R. R. & Langley, C. H. (1989). The 'hitchhiking effect' revisited. *Genetics* **123**, 887–899.
- Maynard Smith, J. & Haigh, J. (1974). The hitch-hiking effect of a favorable gene. *Genetic Research* **23**, 23–35.
- Otto, S. P. & Barton, N. (1997). The evolution of recombination: removing the limits to natural selection. *Genetics* **147**, 879–906.
- Stephan, W. (1994). Effects of genetic recombination and population subdivision on nucleotide sequence variation in *Drosophila ananassae*. In *Non-neutral Evolution: Theories and Molecular Data* (ed. B. Golding), pp. 57–66. New York: Chapman and Hall.
- Stephan, W. & Mitchell, S. J. (1992). Reduced levels of DNA polymorphism and fixed between-population differences in the centromeric region of *Drosophila ananassae*. *Genetics* **132**, 1039–1045.
- Stephan, W., Wiehe, T. H. E. & Lenz, M. W. (1992). The effect of strongly selected substitutions on neutral polymorphism: analytic results based on diffusion theory. *Theoretical Population Biology* **41**, 237–254.
- Wiehe, T. H. E. & Stephan, W. (1993). Analysis of a genetic hitchhiking model, and its application to DNA polymorphism data from *Drosophila melanogaster*. *Molecular Biology and Evolution* **10**, 842–854.