

## The ins and outs of Clean I/O

PETER ACHTEN AND RINUS PLASMEIJER

Computing Science Institute, University of Nijmegen, 1 Toernooiveld, 6525ED, Nijmegen,  
The Netherlands (e-mail: peter88@cs.kun.nl,rinus@cs.kun.nl)

---

### Abstract

Functional programming languages have banned assignment because of its undesirable properties. The reward of this rigorous decision is that functional programming languages are side-effect free. There is another side to the coin: because assignment plays a crucial role in Input/Output (I/O), functional languages have a hard time dealing with I/O. Functional programming languages have therefore often been stigmatised as *inferior to imperative programming languages because they cannot deal with I/O very well*. In this paper, we show that I/O can be incorporated in a functional programming language without loss of any of the generally accepted advantages of functional programming languages. This discussion is supported by an extensive account of the I/O system offered by the lazy, purely functional programming language Clean. Two aspects that are paramount in its I/O system make the approach novel with respect to other approaches. These aspects are the technique of *explicit multiple environment passing*, and the *Event I/O framework* to program Graphical User I/O in a highly structured and high-level way. Clean file I/O is as powerful and flexible as it is in common imperative languages (one can read, write, and seek directly in a file). Clean Event I/O provides programmers with a high-level framework to specify complex Graphical User I/O. It has been used to write applications such as a window-based text editor, an object based drawing program, a relational database, and a spreadsheet program. These graphical interactive programs are completely machine independent, but still obey the look-and-feel of the concrete window environment being used. The specifications are completely functional and make extensive use of uniqueness typing, higher-order functions, and algebraic data types. Efficient implementations are present on the Macintosh, Sun (X Windows under Open Look) and PC (OS/2).

---

### Capsule review

The functional language Clean, developed at Nijmegen, has one of the best developed and most sophisticated graphical input/output systems of any purely-functional language implementation. As such it represents an important 'data point' in the state-of-the-art, especially because functional languages have hitherto often been associated with relatively poor I/O capability. This paper describes how it works.

The proper sequencing between I/O operations is maintained by explicitly threading through them a value, or environment, representing the state of (an appropriate part of) the external world. A type system ensures that the environment is never duplicated, so that I/O operations can be performed right away on the real world. While this is not in itself an original idea, its development into a fully-fledged event-driven graphical I/O system, is both original and interesting.

## 1 Introduction

Functional programming languages live in a world from which *assignment* (or *destructive updating*) has been banned because of its undesirable properties. Living without assignment has proven to be very successful, and many accounts have been written of the advantages of living in a world free of side-effects (Backus, 1978; Hughes, 1990). However, to write useful applications, it must be possible for functional programs to interact with the outside world. Doing I/O means manipulation of I/O resources, such as files, keyboards, mice and screens. In the real world these resources are globally accessible, and manipulations of them are in essence assignments. This implies that functional languages cannot use I/O resources in the same direct, unrestricted way as for example imperative languages can. For this reason functional languages are often stigmatised as *inferior to imperative programming languages because they cannot deal with I/O very well*.

Research on the incorporation of purely functional I/O into functional programming languages has evolved into basically two styles of solutions: *stream* based solutions and *environment* based solutions. *Stream* based methods have been proposed in a (token) stream style (Henderson, 1982; Turner, 1990; Hudak *et al.*, 1992; Carlsson and Hallgren, 1993) and continuation style (Thompson, 1990; Dwelly, 1989; Perry, 1988). Essentially, stream based methods transform an *input stream* into an *output stream*. The output stream is not exclusively used for producing output only, it is also used for requesting input. Some entity outside the program (usually the operating system) handles the output requests and provides the proper input. *Environment* based methods are environment passing methods (Williams and Wimmers, 1988; Backus *et al.*, 1990) and methods using monads (Peyton Jones and Wadler, 1993). In these solutions, functions essentially operate directly on a special object, the *environment*, that represents the *state of the world*. In the literature, environment based methods are also known as *side-effecting I/O systems* (Gordon, 1993).

The Clean I/O system that is presented in this paper is an environment based approach and contributes to the research in functional I/O in two major aspects. The first aspect is the use of an *explicit multiple environment passing* style throughout the system giving *explicit* and *direct* access to I/O resources. This has been made possible by the *Uniqueness Type System* of Clean (Smetsers *et al.*, 1993; Barendsen and Smetsers, 1993a, b; Plasmeijer and van Eekelen, 1993) which enables safe and restricted updates in a pure and functional framework. The second aspect provides programmers with the Clean Event I/O framework (Achten *et al.*, 1993; Achten and Plasmeijer, 1993) to program Graphical User I/O in a *highly structured* and *declarative* way. The specifications of interactive programs are functional and programs can be reasoned about without any assumption about operating systems. The I/O system demonstrates that functional languages are well suited for I/O, by making extensive use of uniqueness typing, and well-known functional programming features such as higher-order functions, polymorphism, and algebraic types.

The paper starts with brief introductions to Clean and Uniqueness Types (Sections 2 and 3). The explicit multiple environment passing style is defined in Section 4. Clean

file I/O is discussed in Section 5, and Section 6 presents the Clean Event I/O system. Section 7 discusses how interactive programs can be constructed in the Clean Event I/O system, and Section 8 briefly views the implementation of the Clean Event I/O system. Section 9 compares some related work with our approach. Finally, the conclusions are presented in Section 10, and current and future research on functional I/O is presented in Section 11.

## 2 Clean

Clean (Brus *et al.*, 1987; Nöcker *et al.*, 1991; Plasmeijer and van Eekelen, 1993) is a lazy functional programming language based on Term Graph Rewriting (Barendregt *et al.*, 1987). To give an idea of what Clean programs look like, Fig. 1 presents an example of the well-known fibonacci function. The examples in this paper are presented in the new Clean 1.0 syntax (Plasmeijer and van Eekelen, 1994, *in preparation*). Where appropriate, the text includes remarks on peculiarities of this notation.

```
fib :: Int → Int
fib 1 = 1
fib 2 = 2
fib n = fib (n-1) + fib (n-2)

Start :: Int
Start = fib 100
```

Fig. 1. A Clean program for fibonacci. Function definitions are optionally preceded by their type definition. Type symbols start with a capital, (type) variables always start in lowercase. Function names can start either with a capital or in lowercase. An  $n$ -ary function named  $f$  with arguments of type  $\tau_1, \dots, \tau_n$ , and result type  $\tau$  has a type definition  $f : \tau_1 \tau_2 \dots \tau_n \rightarrow \tau$ . The special function named `Start` gives the initial expression of the program.

Term Graph Rewriting systems are well suited for efficient implementations of functional languages (Groningen *et al.*, 1991; Smetsers *et al.*, 1991; Plasmeijer and van Eekelen, 1993). Graph rewriting is actually used in many implementations of functional languages. The main difference between Clean and other lazy functional languages is that in Clean graph rewriting is explicitly in the semantics of the language. In Clean, the function application to be evaluated is represented by a possibly cyclic computation graph. Function definitions are actually Term Graph Rewriting rules. Each rule alternative is a graph with a left-hand side root (LHS) and a right-hand side root (RHS). Figure 2 depicts the graph structure of the third `fib` alternative. Each node in the graph contains a *symbol* (`fib`, `+`, `-`, `1`, `2`) and *arguments* pointing to other nodes.

In Clean, reasoning about programs is reasoning about computation graphs. It is straightforward to denote cyclic structures and shared computations. For instance, the semantics of Clean prescribe that the argument node `n` is shared in the computation graph constructed on the right-hand side of the example explicitly reflecting the call-by-need evaluation which is commonly used in the actual implementation of functional languages.

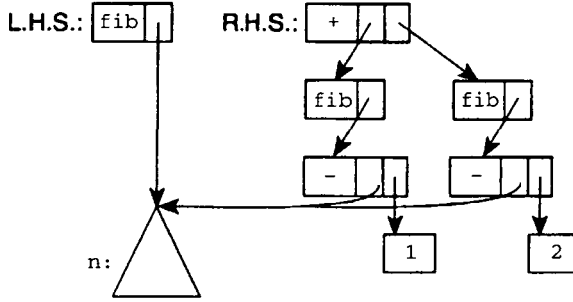


Fig. 2. The third alternative of the fibonacci rule depicted as a graph.

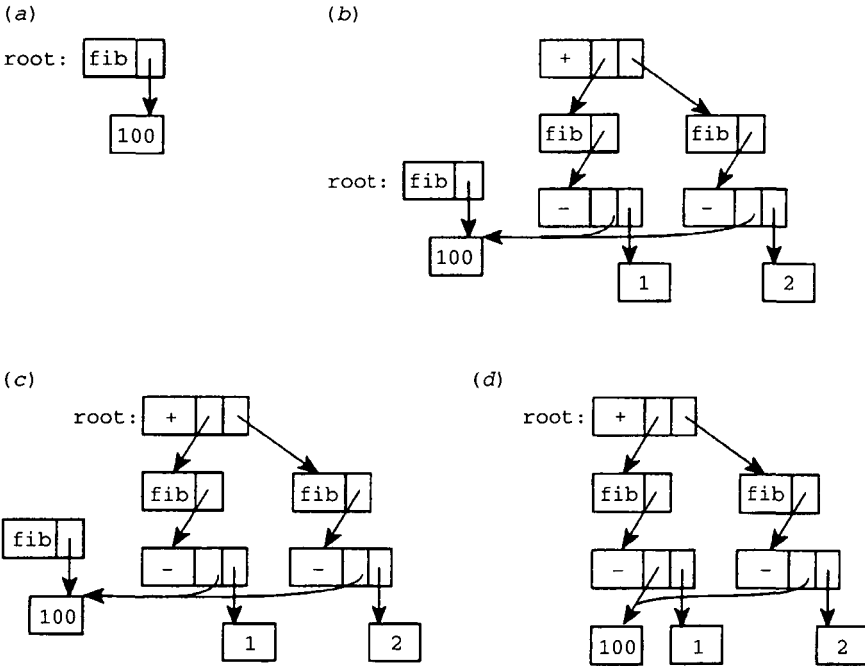


Fig. 3. One rewrite step of the initial expression of the fibonacci example. (a) The root expression, (b) graph extension, (c) graph redirection, and (d) garbage collection.

Term graph rewriting obeys the functional semantics. Figure 3 illustrates one *formal* rewrite step of the computation graph `fib 100` of the fibonacci example (the implementation is done in a much more efficient way!). The initial graph (a) consists of only one redex, namely the graph `fib 100`, which matches the third alternative of the `fib` rewrite rule. Rewriting this redex occurs in the following way: a new graph is created for those nodes of the right-hand side of the rule that are new to the computation graph (in the example these are two nodes labelled `fib`, and nodes labelled `+`, `-`, `1` and `2`). This process is called graph extension (b). After extending the computation graph, the original computation graph root is overwritten with the root of the extended graph that matches the right-hand side of the rule (c). In term graph rewriting terminology, this process is called ‘redirection’ of the left-hand side

root to the right-hand side root. Finally, the nodes that have become unreachable from the new root of the computation graph are garbage collected (d).

In general, a computation graph consists of several redices. The rewriting process needs a *reduction strategy* to determine what redex should be rewritten. The default reduction strategy of Clean is the lazy functional strategy. A (sub)graph that contains no redex is said to be in *normal form*. A (sub)graph in which the root node is not a function symbol is said to be in *root normal form*. In the remainder of this paper when we discuss Clean we will use the term *functions* for *rewrite rules* and *vice versa* for convenience.

### 3 Uniqueness types

Because Clean is based on a typed Term Graph Rewriting system it is possible in this system to use type information to *state properties of graphs*. One such interesting property states that a specific subgraph of a computation graph is not shared by any other node of that graph. A subgraph that fulfils this property is said to appear *uniquely* in the computation graph. More formally, the uniqueness property is stated as follows (Plasmeijer and van Eekelen, 1993):

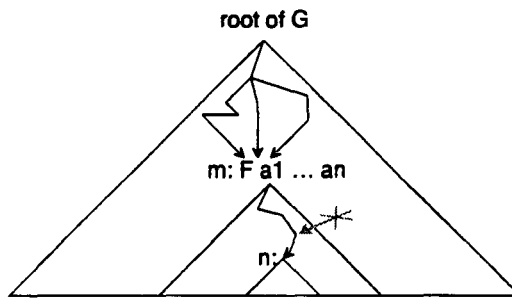


Fig. 4. The uniqueness property depicted.

A node  $n$  of a graph  $G$  is *unique* with respect to a node  $m$  of  $G$  if  $n$  is only reachable from the root of  $G$  via  $m$  and there exists exactly one path from  $m$  to  $n$  (Fig. 4).

Why is this an interesting property? To answer this question, it is necessary to recall the rewriting semantics of Clean. In this system, rewriting a matching rule alternative in a computation graph (the redex) creates a completely new graph matching the right-hand side of the rule alternative. The redex root is redirected to the newly created graph. If we know that an offered argument of this rule is unique with respect to the application node *and* it is not used in the function body then it will become *garbage*. In that case a new object can be constructed by making use of the old one. This means that one can *destructively update* such an argument to construct the function result. If the offered argument of the rule is not known to be unique with respect to the application node then it is illegal to reuse the argument because it might be shared.

It would be nice if at compile time the uniqueness of arguments and results of functions could be determined. Unfortunately, this is undecidable. In Clean a

decidable approximation has been incorporated using *Uniqueness Types* (Smetsers *et al.*, 1993; Barendsen and Smetsers, 1993a, b). Uniqueness Types differ from Linear Types (Girard, 1987; Wadler, 1990a) defined on lambda calculus. An essential difference is that in the analysis of Uniqueness types, *graphs* play a crucial role. Uniqueness Types *restrict the use of graphs and function applications* in a program, whereas Linear Types *restrict the use of variables inside function definitions*. The relationship between Uniqueness Types and Linear Types is a topic of further investigation. Closer related work to the Uniqueness Type system is by Guzmán and Hudak (1990), who present an extended lambda calculus with state operations which safety is warranted by the type system.

The Uniqueness Type System is quite a complex type system, and a formal treatment of this system is beyond the scope of this paper. The complete formal framework of Uniqueness Types can be found in Barendsen and Smetsers (1993a), the main results of this work have been published in Barendsen and Smetsers (1993b). The incorporation of this formal type system in Clean is described in Plasmeijer and van Eekelen (1994, *in preparation*). For this paper it is sufficient to know that the uniqueness attribute \* can be assigned to any type (*synonym types, algebraic types and abstract data types*) by prefixing the attribute to the type.

The uniqueness type system uses a kind of reference count analysis called *sharing analysis*. The sharing analysis allows an arbitrary number of references to a unique object as long as it can *statically deduce* that the reference count will be one *when* the object is accessed by the function that wants it to be unique. The sharing analysis marks each reference in a right-hand side as *not-shared* (if it could be shown that the object points to a not-shared object) or *shared* (otherwise). There are several cases to mark a reference not-shared. In case there is only one reference in the right-hand side of a rule to a certain object (the reference count of the object is one), the mark clearly should be not-shared. If it can be shown that the *evaluation order* is such that other references will be vanished on time, they are not counted and the reference to be marked will still be marked as not-shared. An example of such a situation is the reference to an object in both a *guard* and its *guarded expression*. The guard will be evaluated *before* the guarded expression will be evaluated, so the reference is lost when the guarded expression is evaluated. As a result, unique objects are allowed to be *observed* in guards.

Objects marked shared by the sharing analysis cannot be typed unique. So, the sharing analysis is input for the type system to check uniqueness type consistency. For each reference (argument in a node) it is determined how many other references there will exist whenever the object is accessed (and evaluated to root normal form) via this reference. The type checker verifies the correctness of the use of uniqueness attributes in rules by examining all applications on the right-hand side of a function to check that when a parameter or a result of a uniqueness type is *demanded*, a unique graph of the demanded type is *offered*. In this context demanded type means that either the corresponding formal parameter with the applied function has a uniqueness attribute or the result type with the defined function has the uniqueness attribute.

The Uniqueness Types system is a powerful tool which provides a wide range of interesting applications in the implementation and use of functional languages. It

provides the basis of efficient and functional I/O, it can be used for the implementation of destructively updateable arrays and user-defined unique data structures, it can be used in the analysis of memory usage of functional programs (as has been done by Chirimar *et al.*, 1992 for a language based on Linear Types), and it can serve as a general safe interfacing facility for functional languages with the imperative world.

#### 4 Explicit multiple environment passing

Specifications of interactive programs require a method in which *sequences* of I/O operations can be defined. In order to be able to reason properly about interactive programs it is vital that these sequences be evaluated in a *predictable order* (e.g. in the teletype kind of interactive systems prompts must appear *before* one waits on user input) and that the evaluation of an I/O operation has an *immediate* effect (when the prompt is demanded to appear it must show on the screen). In this section, we introduce an improved type of explicit environment passing scheme that will provide these vital properties for a lazy functional language. This scheme is used throughout the I/O system.

##### 4.1 Explicit environment passing

*Explicit environment passing schemes* are well suited as methods for specifications of interactive programs. In an explicit environment passing scheme there is one special data object in *normal form*, the *environment*, which is some sort of encoding of (changes in) the *state of the world*. A program doing I/O is a function that given an initial environment produces a new environment in which all subsequent changes are contained. Programs can change the state of the world and retrieve information from the world by functions that have access to this environment. The evaluation of such a function consists of two actions: the state of the world is changed *immediately*, and a new instance of the environment is yielded in which the change to the state of the world is reflected. We will call the change to the state of the world the *effect* of the function. Because we intend these functions to have an immediate effect, they are *hyper-strict* in their environment arguments. As a result the environment argument will always be in normal form *before* the function is evaluated. Functions that inspect (read) the world yield what has been read. So, every access rule accounts for its effect on the state of the world in the environment object. Each new operation is applied to the environment result of the previous operation. Sequences of operations are easily expressed as sequences of function applications on the environment.

Figure 5 gives a small example of what a typical explicit environment passing program looks like. Suppose we have an environment of type `World`. The function `echo` is a simple recursive function on `World`. It retrieves a character from the environment by some predefined function `getChar` and prints it on screen using some predefined function `putChar`. The recursion of `echo` terminates if a newline character, denoted with `'\n'`, has been retrieved by `getChar`.

The explicit environment passing style can be seen by the way `world` (which is a value of type `World`) is used to pass around the state of the world after each operation. The effect of the program is rather obvious: if a user types the character

```

echo::World→World
echo world
| c='\n'=world2
  =echo world2
  where
    (c, world1) =:getChar world
    world2      =:putChar c world1

```

Fig. 5. An example of the explicit environment passing style. Guarded expressions are preceded by a conditional expression `|`. Local definitions of constant functions (which are actually subgraph expressions) are defined by the `=:` symbol rather than the more customary `=` symbol.

```

catch::World→(World, World)
catch world = (world1, world2)
  where
    world1 =:putChar '\n' world
    world2 =:echo world

```

Fig. 6. A program illustrating the danger of unrestricted environment passing.

sequence  $c_1 \dots c_n \backslash n$  (all characters  $c_i$  are not the newline character), then the screen will show the character sequence  $c_1 c_2 \dots c_n$ . Moreover, the program expresses successfully that each character  $c_i$  is being put on screen *immediately after* it has been read and *before* character  $c_{i+1}$  is being read.

This clear use of explicit environment passing schemes makes them very attractive as a basis for a functional I/O system with direct access to I/O resources. The idea of using explicit *unrestricted* environment passing schemes is indeed not new. Gordon (1993) mentions the unpublished PhD thesis of Redelmeier (1984) in which this idea is presented. However, there is a catch to unrestricted explicit environment passing. The environment represents the world and as there is only one world around one gets into serious problems as soon as the environment is duplicated or shared. Sharing the environment allows the introduction of an arbitrary number of environment changing sequences. The manipulations on the world that are performed in one sequence are not recorded in the environments of the other sequences. Because the world has been updated according to some interleaving of these manipulations none of the resulting environment objects reflect the state of that updated world anymore.

The program in Fig. 6 illustrates this catch. The function `catch` does two things on the world: put a newline on screen (by `world1`), and echo the keys typed by a user of the program using `echo` from the previous example (by `world2`). Suppose the user of this program types the same character sequence  $c_1 \dots c_n \backslash n$  as previously. The output of the program can be any character sequence  $c'_1 c'_2 \dots c'_{n+1}$  with for some  $i$  ( $1 \leq i \leq n+1$ ),  $c'_i = \backslash n$ ,  $c'_j = c_j$  (for  $j < i$ ), and  $c'_j = c_{j-1}$  (for  $j > i$ ) because the order of evaluation of `world1` and `world2` is undetermined. So the state of the real world contains the character sequence  $c'_1 c'_2 \dots c'_{n+1}$ . However, environment `world1` records a real world with state  $\backslash n$ , and `world2` records a real world with state  $c_1 \dots c_n \backslash n$ . Neither environment correctly reflects the state of the world.

Despite the catch, Clean I/O is based on the explicit environment passing style. The environment that is passed around in the Clean I/O system is of type `*World`. The initial environment is given as an optional argument of the `Start` rule. It should be



noted that the environment object cannot be introduced by a function because it would introduce the possibility to introduce an arbitrary number of environment objects. The only proper way to deal with the world is to regard it as a parameter of a program. In order to avoid the catch, and to reflect the ‘unique’ nature of the actual world represented by the environment, all environment operations require their environment argument to have the *uniqueness* attribute (so the example functions have the types `getChar::*World→(Char, *World)` and `putChar::Char *World→*World`). Due to the Uniqueness Typing the Clean I/O system restricts access of the program to the environment, and prevents sharing and introduction of multiple environments. The type system of Clean rejects `catch` due to the fact that `putChar` demands `world` to have type `*World`, but instead `world` has offered type `World` (because `catch` contains two references to `world`). Obviously, the offered type cannot be coerced to obtain the uniqueness attribute. The function `echo` needs a small addition in its type definition to turn it into a correctly typed Clean definition (see Fig. 7).

```

echo::*World→*World
echo world
| c='\n'   =world2
           =echo world2
           where
             (c, world1)=:getChar world
             world2     =:putChar c world1

```

Fig. 7. The function `echo` now as a correctly typed Clean program.

#### 4.2 Multiple environments

Environment passing schemes based on *one single environment* enforce programmers to create a *spine of I/O function applications* in a program. This is a very severe restriction on functional program expressiveness, as programs are obliged to over determine order of evaluation. To our knowledge, this is basically true for all safe environment based approaches in functional I/O (see also the discussion in Section 9.2), *and* also for all stream based approaches (as they consider one single stream that carries the I/O operations).

Reconsider, for example, the `echo` function in Fig. 7. In this program the spine of I/O operations is formed by the sequence `getChar, putChar, getChar, putChar, ...` of read/write operations. However, for this program it is sufficient to express that at least as many characters are read as there are characters printed. This relationship cannot be defined in an environment passing scheme without fixing an evaluation order.

The combination of explicit environment passing and Uniqueness Types is a powerful one as it allows a very liberal and safe use of *multiple* environments. Introducing multiple environments allows a program to define multiple sequences of I/O operations without predetermining an evaluation order between these sequences. Other advantages of using multiple environments are that such sequences of applications can be evaluated in *parallel*, and environments can be used to support *modular* programming of interactive programs.

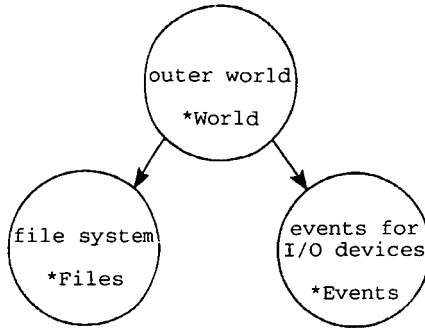


Fig. 8. The Clean environment hierarchy.

The Clean I/O system defines a *hierarchy of environments* (see Fig. 8). Therefore, in our terminology *environment* should not be understood as an encoding of the *state of the world as a whole* but rather as a *specialised data structure that encodes the state of a specific part of the world*. These environments must be independent: operations on one environment should not have an effect on another environment. In the Clean environment hierarchy the top environment is the environment of type `*World`. Two sub environments can be retrieved from the world environment by *decomposition*. One represents the state of the *file system* and the other represents the *event stream* communication to and from Graphical User Interface elements. Their corresponding types are `*Files` and `*Events`, respectively.

The decomposition rule `OpenWorld` of the world environment into the file system and event stream environments has type `*World → (*Files, *Events)`. It should be noted that as a result the world is no longer available for subsequent use. The environments can be used in the program and finally compose a new world again, by a *composition* rule `CloseWorld` of reverse type `*Files *Events → *World`. The start rule of a Clean program that does I/O is always of type `*World → *World`. In this way environments that have contributed to the effect of the program are always restored to the world environment. This is called *hygienic use* of environments.

## 5 File I/O

Clean file I/O is a good example of an I/O system using the explicit multiple environment passing scheme. The top environment of the file I/O system is the object of type `*Files` introduced in the previous section that encodes the real world file system. This environment is again a container of yet smaller environments: the individual files themselves (see Fig. 9).

A Clean file has type `File` or `*File`. To open or close a file one needs a unique file system. Writeable files are opened as `*File`; read only files do not require the uniqueness attribute. Once a writeable file has been opened it cannot be opened again until the file is closed. Read only files can be opened an arbitrary number of times, but cannot be opened as writeable files anymore. Because read only files do not change the state of the file system they do not need to be closed, but can be made garbage safely when they are not needed anymore.

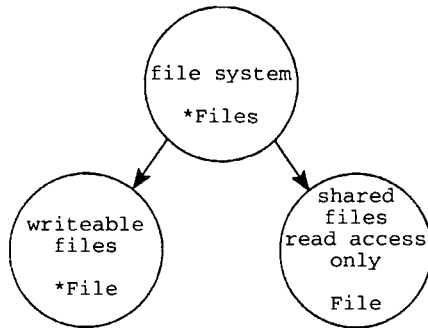


Fig. 9. The Clean environments for file handling.

All this is controlled and administered by the unique file system which is needed for the opening and closing of all files. It should be noted that the unique file system models the actual file system. All the file administration is in reality handled by the operating system. This implies that there is no need whatsoever to administrate anything in Clean itself. This means that all file I/O is handled as efficiently as possible because there is no administration overhead in the functional implementation component. The use of these files is as powerful, flexible, and efficient as it is in common imperative programming languages. For instance, in both types of files (`File` as well as `*File`) it is possible to perform random access (seeks). The Clean file primitives allow all basic types to be written directly to files and read from files. One can write to and read from writeable files in any order.

The programming style when using files is basically the explicit environment passing style. Figure 10 shows an example of a file copying program that illustrates

```

Start :: *World -> *World
Start world
= newWorld
  where
    (files, events)           =: OpenWorld world
    (sourceOpen, source, files1) =: SFOpen "Source" FReadData files
    (destOpen, dest, files2)    =: FOpen "Dest" FWriteData files1
    dest1                      =: copyFile source dest
    newWorld                   =: CloseWorld (CloseFile dest1 files2) events

copyFile :: File *File -> *File
copyFile source dest
| readOK = copyFile source1 (FWriteC c dest)
  = dest
  where
    (readOK, c, source1) =: SFReadC source
  
```

Fig. 10. A program copying a file named Source to a file named Dest .

the use of `World`, `Files` and `File`. The first action of the program is to decompose the unique world into the file system files and event stream events. The file system is used to open the source and destination files (first source is opened for reading, using the predefined function `SFOpen`, and then dest is opened writeable by `FOpen`). As source is going to be read only, it is opened as a shareable file. The

file `dest` is being written into and must therefore have the uniqueness attribute. The function `copyFile` copies the contents of `source` character by character to `dest`. After completion of copying, the written file is closed in the file system, and the final world is composed from the file system and the event stream.

## 6 Graphical user I/O

The techniques involved in programming Graphical User Interfaces make an interesting area of research because the corresponding I/O (*Graphical User I/O*) is radically different from file I/O and is much more complicated. In a Graphical User Interface system the Graphical User I/O is done entirely with Graphical User Interface elements such as *windows*, *menus* and *dialogues*. These interface elements are characterised by a highly interactive behaviour. Applications that use Graphical User Interface systems have a very dynamic use of interface elements. Graphical User Interface systems are *event driven*. An event is a data object recording a true event in the outside world or the operating system. Events come from different sources: the user of a program communicates with that program via interface objects in the course of which events are generated (e.g. key presses, mouse movements). The operating system uses events to communicate to the program that things have been changed (e.g. windows become partially visible, programs are scheduled). Finally, manipulations of the interface objects by the program may generate events as well (e.g. opening and closing of windows or dialogues). The operating system provides these events for programs by the so-called *event stream*. The event stream is a sequence of events. In this sequence event A precedes event B *iff* A has occurred before B.

The Clean Event I/O system is the framework a program uses to do Graphical User I/O. The Clean Event I/O system is an *abstract Graphical User Interface*. In the Clean Event I/O system Graphical User I/O is defined entirely with *abstract devices*. Abstract devices are abstractions of categories of concrete interface elements. The Clean Event I/O system provides four abstract devices: the *window* device, *menu* device, *dialogue* device and *timer* device. Abstract devices are specified on a high level of abstraction making extensive use of *algebraic types*. Abstract device specifications define *which* Graphical User Interface elements are used by the program, and *how* these elements *interact* with the user or other elements. Clean Event I/O programs are *abstract event driven*. An abstract event is always defined in the *context* of an abstract device element. Clean Event I/O programs do not retrieve abstract events, but rather define *abstract event handlers*. An abstract event handler is a *function* that is included in the abstract device specification. Only when the corresponding abstract event occurs the abstract event handler is evaluated. The abstract event handler is applied to the current *state* of the program and yields a new state. The state of the program consists of the data the program needs at run-time, and the run-time state of its interface elements. A Clean Event I/O program has access to its interface elements at run-time via a special unique *environment* of type `*IOState`. A Clean Event I/O program only needs to specify the abstract devices to create an interactive program. The Clean Event I/O system takes care that the abstract devices are correctly mapped to the concrete devices, and that the concrete events are correctly mapped to abstract events.

In Section 6.1 we show how abstract devices and its interface elements are defined using algebraic types. Section 6.2 focuses on the abstract event handlers, and explains how these functions affect the run-time state of the program and the interface elements. Section 6.3 defines how the Clean Event I/O system uses the abstract device definitions, and the appropriate environments to create a running program. Section 6.4 briefly describes the abstract devices other than the menu device. Finally, Section 6.5 gives a small example of an interactive program.

### 6.1 Defining abstract devices

Abstract devices provide Clean programmers with a high level view of Graphical User Interface elements. These abstract interface elements are specified by functional expressions that are instances of a set of predefined algebraic types (see Figs 11 and 12). For each abstract device there is defined an algebraic type that fully specifies how the

```

::DeviceSystem s = TimerSystem [TimerDef s]
                  | MenuSystem [MenuDef s]
                  | WindowSystem [WindowDef s]
                  | DialogSystem [DialogDef s]

```

Fig. 11. The algebraic type definition of devices. The type  $[\alpha]$  is a list of  $\alpha$ . The symbols printed in **bold face** are alternative constructors of the algebraic type (variants of the type).

```

::MenuDef s
  = PullDownMenu MenuId MenuItem SelectState [MenuItem s]
::MenuItem s
  = MenuItem MenuItemId MenuItemTitle KeyShortcut SelectState (MenuItemFunction s)
  | CheckMenuItem MenuItemId MenuItemTitle KeyShortcut SelectState MarkState (MenuItemFunction s)
  | SubMenuItem MenuItemId MenuItemTitle SelectState [MenuItem s]
  | MenuItemGroup MenuItemGroupId [MenuItem s]
  | MenuRadioItems MenuItemId [RadioElement s]
  | MenuSeparator
::RadioElement s
  = MenuRadioItem MenuItemId MenuItemTitle KeyShortcut SelectState (MenuItemFunction s)
::MenuItemFunction s = s (IOState s) -> (s, IOState s)
::KeyShortcut = Key KeyCode | NoKey

```

Fig. 12. The algebraic type MenuDef to define individual menus. The type MenuItemFunction is a synonym type.

individual interface elements of that abstract device should be defined. Because the algebraic types contain functions that have to operate on the same type of program state, the type definitions are parameterised with the type variable  $s$  which reflects the type of the program state.

As an illustration of an abstract device definition, Fig. 13 gives an example of a menu definition. The picture next to the definition shows the concrete device in the case of the menu definition being mapped to a Macintosh system.

Algebraic types prove to be very useful as a medium for abstract device definitions in a functional language for several reasons:

```

PullDownMenu FileId "File" Able [
  MenuItem NewId      "New"      (Key 'n') Able  New,
  MenuItem OpenId     "Open..." (Key 'o') Able  Open,
  MenuItem CloseId    "Close"    (Key 'w') Unable Close,
  MenuSeparator,
  MenuItem SaveId     "Save"     (Key 's') Unable Save,
  MenuItem SaveAsId   "Save As..." NoKey Unable SaveAs,
  MenuSeparator,
  MenuItem QuitId     "Quit"     (Key 'q') Able  Quit]

```




Fig. 13. An example of a menu definition in Clean.

- (1) In a functional language it is trivial to add the abstract event handlers to algebraic types because functions are ‘first-class citizens’ and can be used in a curried way. For instance, the menu definition in Fig. 13 specifies that the program code that should be evaluated when the menu item titled “Open...” is selected is the function named `Open`. This is the simple case. But it is also possible to define a higher order function applied to an arbitrary number of arguments as abstract event handler, which is very hard to realise in the classical imperative languages.
- (2) Algebraic types provide a *specification language* of which the syntactical correctness is verified by the type checker. This eliminates obvious programming errors (like typing errors, or mixing up order of arguments) that occur rather frequently in text-based specifications.
- (3) The use of algebraic types for all abstract device specifications provides both the programmer as well as the definition of the semantics with a *formal notation*. A formal notation is invaluable to disambiguate discussions on the meaning of individual interface elements.
- (4) Algebraic type definitions can be made very intelligible and suggestive. We have carefully chosen suggestive names for the data constructors of the algebraic type definition of abstract devices which match their actual appearances as much as possible (WYSIWYS: What You Say Is What You See). This is clearly illustrated by the example in Fig. 13.
- (5) Finally, readable definitions of interface elements serve as good *documentation* of programs.

## 6.2 Abstract event handlers

Clean Event I/O programs are abstract event driven. Abstract events are defined in the context of abstract devices. Consider for example the menu definition in Fig. 13. One abstract event defined in the context of this definition is *the menu item named ‘Open...’ has been selected*. It is easy to correlate the abstract event with an abstract event handler, because the abstract event is defined in the context of the algebraic definition. Therefore it is sufficient to add the abstract event handler in the context of the abstract device definition that defines the abstract event. So the response of the program to the abstract event is given by the function `Open`.

A Clean Event I/O program consists of a number of abstract devices, which in turn

define the set of possible abstract events, and their corresponding abstract event handlers. It is not determined in what order the abstract events will occur. Each abstract event handler can be evaluated in any *state of the program*. In order to handle the abstract event appropriately the abstract event handler needs to know the state of the program. As a result the state of the program will have been changed. So, an abstract event handler is a *state transition function*. The state of the program is a data object which has a *fixed type* (not a fixed value) because any of the available abstract event handlers must be applicable.

The state of the program consists of a component controlled by the programmer, and a component controlled by the Clean Event I/O system. The program controlled component, called the *program state*, contains the data the program needs during evaluation. The program state can have an arbitrary, but uniquely attributed type. The component controlled by the Clean Event I/O system is an abstract data type object which contains the run-time states of the interface elements of the program. This component is a uniquely attributed *environment* that is specially created for doing Graphical User I/O. The type of the environment is `*IOState *s` (it is a polymorphic type because this environment also contains the abstract even handlers, which types are based on the program state of type `*s`).

Abstract event handlers change the state of the program. So the types of abstract event handlers are of the form `:: *s * (IOState *s) → (*s, *IOState *s)`. With the abstract event handlers a programmer defines how the state of the program should be affected in case the abstract event handler is triggered by an abstract event. Changes on the program state component can be easily defined by the programmer, because this component is defined by the programmer. The `IOState` environment is an abstract data object, so changes on this environment can only be done via a library of predefined functions, the *abstract device access functions*. All device access functions take the explicit environment passing style. Their types are of the form `:: τ1...τn * (IOState *s) → (τ, *IOState *s)`. For example, typical operations on the menu interface elements at run-time are *enabling* and *disabling* the entire menu system (also of separate menus or menu elements), *adding* and *removing* menu elements to and from menus, *marking* menu elements, and *changing titles* or *abstract event handlers* of menu elements (see Fig. 14). As all environment operations, every

```

EnableMenuSystem      ::                               * (IOState *s) → *IOState*s
DisableMenuSystem    ::                               * (IOState *s) → *IOState*s
EnableMenus           :: [MenuId]                    * (IOState *s) → *IOState*s
DisableMenus         :: [MenuId]                    * (IOState *s) → *IOState*s
EnableMenuItems      :: [MenuItemId]                * (IOState *s) → *IOState*s
DisableMenuItems     :: [MenuItemId]                * (IOState *s) → *IOState*s
MarkMenuItems        :: [MenuItemId]                * (IOState *s) → *IOState*s
UnmarkMenuItems     :: [MenuItemId]                * (IOState *s) → *IOState*s
SelectMenuRadioItem  :: MenuItemId                  * (IOState *s) → *IOState*s
ChangeMenuItemTitles :: [(MenuItemId, String)]      * (IOState *s) → *IOState*s
ChangeMenuItemFunctions :: [(MenuItemId, MenuFunction *s)] * (IOState *s) → *IOState*s
InsertMenuItems      :: MenuItemGroupId Int [MenuElement *s] * (IOState *s) → *IOState*s
AppendMenuItems      :: MenuItemGroupId Int [MenuElement *s] * (IOState *s) → *IOState*s
RemoveMenuItems      :: [MenuItemId]                * (IOState *s) → *IOState*s
RemoveMenuGroupItems :: MenuItemGroupId [Int]       * (IOState *s) → *IOState*s

```

Fig. 14. The types of the menu device access functions of the Clean Event I/O system.

abstract device access function changes the appropriate interface element resources, and administers the *effect* in the new `IOState` environment.

### 6.3 Interactions

In Section 4.2, we have introduced the event stream environment. The previous two sections presented how Graphical User Interface elements are defined by abstract devices, discussed abstract event handlers, and introduced the state of a program. In this section we show how these elements of the Clean Event I/O system are integrated by the *interaction concept* to obtain a running interactive program. This relation is roughly illustrated by the following equalities:

$$\begin{aligned} \text{abstract device definitions} + \text{event stream} &= \text{IOState} \\ \text{IOState} + \text{program state} &= \text{interaction} \end{aligned}$$

An interaction is a *dynamic state transition system* where the *transitions* are defined by the abstract event handlers of the abstract device definitions and where evaluation is triggered by the occurrence of abstract events. The abstract device definitions of an interaction are gathered in a single data object of type `::IOSystem s == [DeviceSystem s]` (see Fig. 11 for the type definition of `DeviceSystem`). The library function `StartIO` evaluates an interaction given initial abstract device definitions of type `IOSystem`, the initial program state, the initial actions of the interaction of type `InitIO (::InitIO s == [(s, IOState s) → (s, IOState s)])`, and the event stream environment:

```
StartIO :: (IOSystem *s) *s (InitIO *s) *Events → (*s, *Events)
```

`StartIO` performs three actions: (1) creation of the proper environments for the interaction; (2) evaluation of the initial actions of the interaction; and (3) the evaluation of the interaction until termination.

- (1) `StartIO` is provided with the definitions of the abstract devices that will participate in the interaction. With these abstract device definitions the concrete Graphical User Interface elements are created. As a result the abstract devices appear to the user in their initial run-time state. The environment of type `*IOState` is filled with the run-time states of the concrete devices and their abstract event handlers.
- (2) The second action of `StartIO` is the evaluation of the initial actions of the interaction. Suppose the initial actions are the list of transition functions `[f1...fn]`, and the initial interaction state is the pair `(s0, io0)`. The result of the initial actions is the new pair `(s1, io1) = fn · fn-1 · ... · f1 (s0, io0)` with `·` being function composition. The initial actions are very convenient for an interaction to do initialisation actions such as setting up files, verification procedures, and so on (it may even decide to quit the interaction by applying the function `QuitIO` to its `IOState` environment).
- (3) Finally `StartIO` evaluates the interaction until termination. This is done by an *event loop*, which is a simple, recursive function. In each step it retrieves a



*concrete* event from the event stream environment. If the concrete event should be interpreted as an abstract event, the corresponding abstract event handler is applied to the *current* interaction state  $(s_i, io_i)$  to obtain the *new current* interaction state  $(s_{i+1}, io_{i+1})$ . The *effect* of this transition (which is administered in  $io_{i+1}$ ) is paired with the concrete event that triggered the transition. The event loop *terminates* as soon as the `IOState` component of the interaction state contains no more concrete devices. The result of `StartIO` is the final program state and the changed event stream environment which contains the pairs of concrete events that have been parsed by the interaction and their effect, and the concrete events that have not been parsed by the interaction.

An interaction that decides that it should terminate, can do so by removing all concrete devices from its current interaction state. This can be done only with the library function `QuitIO` with `QuitIO::*(IOState *s)→*IOState *s`. `QuitIO` releases the run-time resources of each device in the interaction and removes them from the `IOState` component.

#### 6.4 The other abstract devices

In this section we briefly discuss the abstract devices other than the menu device. Their complete algebraic type definitions and abstract device access functions can be found in van Eekelen *et al.* (1993), and Plasmeijer and van Eekelen (1993). A definition of the semantics of the I/O system is given in Achten (1994, *in preparation*).

##### 6.4.1 The timer device

The timer device enables interactions to synchronise on an arbitrary number of time intervals of arbitrary length. Timing is handled by assuming that all events are provided with a time stamp. The mechanism cannot provide real-time timing because the time needed to evaluate an abstract event handler may exceed a given time interval. The abstract event handler of every active timer is therefore provided with the discrete number of complete time intervals that have passed. The accuracy of the timer device is adequate for most animation tasks, or checks that need to be done at a regular basis.

##### 6.4.2 The window device

Windows are the basic medium in which Graphical User Interface systems communicate with users. An interaction can have an arbitrary number of windows open. Windows are *stack ordered* which means that they can overlap. Of these windows at most one window is *active*. The active window is the window that receives all keyboard and mouse events. The interaction as well as the user can decide which window to activate. The active window is not demanded to respond to user events: the addition of a keyboard and mouse event handler is optional. The application

presents information to its users in a window by drawing into it. Each window has a *local drawing environment* of type *\*Picture*. Pictures have finite dimensions, given by the *PictureDomain*.

### 6.4.3 The dialogue device

The dialogue device models structured communication between program and user. Applications can have an arbitrary number of dialogues open. The dialogue device manages property and command dialogues, as well as notices. Dialogues can change the *mode* of an interaction: when opened, a *modal* dialogue forces the user of the interaction to deal with the dialogue entirely before any other actions can take place. *Modeless* dialogues are less demanding: the user may disregard them and use them when convenient. Property dialogues are always modeless, and are used to set properties of the interaction. Command dialogues can be modal or modeless. Notices are simple modal dialogues to inform the user about unusual or dangerous situations.

The contents of a dialogue is defined by a summary of its dialogue elements rather than a single drawing environment as is the case with windows. These dialogue elements are common dialogue elements such as (radio) buttons, (edit) text fields, pop up elements, and check boxes but also user defined custom controls. As a consequence, the definition of a dialogue is more complicated than the definition of a window because the *layout* between dialogue elements needs to be defined. In order to ease the effort of defining dialogues, the dialogue elements have a *layout attribute* of algebraic type *ItemPos* to influence their position. With this layout attribute positions can be expressed relative to the size of the dialogue (*Left*, *Center*, *Right*), relative to *earlier* placed items (*RightTo*, *Below*, *XOffset*, *YOffset*), or in absolute terms (*XY*, *ItemBox*).

## 6.5 Example

In this section we present an example program that uses several abstract devices in order to illustrate how to program with the Clean Event I/O libraries. The program is a simple address database. The user of the program can add and remove addresses to and from the database, view the current list of addresses, and quit the application. The end of this section contains the main fragment of the program code which contains the data structures and the abstract device definitions. Some minor functions, constants, and the file I/O operations that manipulate the database file have been omitted for reasons of brevity. Figure 15 gives a snapshot of the application running on a Macintosh system.

The data structures used in the program are the program state (*AddressBook*), the data structure of a single address (*Address*), and a data structure for font information (*BookStyle*). These data structures are all *record types*. In Clean 1.0, a record type is an algebraic type with *exactly one* alternative constructor. The alternative constructor does not need to be specified if the field names uniquely identify the record type. Record types and record expressions always appear between *{}* in a program. The arguments of a record expression can be selected by an extended form of *pattern-matching*, and by the *field names* of the arguments.



Fig. 15. A snapshot of the address database application while running on a Macintosh system.

The menu device defines the four commands `Open`, `Add`, `Delete` and `Quit` of the application. `Open` opens the window named `Addresses` in which the current list of addresses is shown. `Add` opens the `Edit Address` dialogue by which the user can add addresses to the database. `Delete` removes the currently selected address from the database. It is initially *disabled* because at start the user has selected no address. `Quit` before terminating the interaction asks the user if any changes to the database should be actually saved to the database file. This is done via a *notice*.

In the `Edit Address` dialogue the user can fill in the text fields of an address. Pressing the only dialogue button named `Add` triggers the abstract event handler `AddAddress`. This function retrieves the edit text field values of the dialogue, and creates an address record which is inserted in the current list of addresses. It increases the picture range of the `Addresses` window, and redraws its contents.

The user of the application can select an address of the database by pressing the mouse button when the mouse pointer is in the text area of that address in the `Addresses` window. The abstract mouse events in the `Addresses` window are handled by the mouse event handler `Select`. It determines which address is selected, enables selection of the `Delete` command, unhilites the previously selected address, hilites the selected address, and fills the text fields of the `Edit Address` dialogue with the address fields values of the selected address.

```
module addressBook
```

```
import delta, deltaFile, deltaSystem
import deltaEventIO, deltaWindow, deltaDialog, deltaMenu, deltaFont,
deltaPicture
:: IO                == IOState AddressBook
:: AddressBook      = { addresslist :: [Address],
                        selection   :: Int,
```

```

files      :*Files }
:: Address  = { name      ::String,
                city     ::String,
                street   ::String,
                tel      ::String }
:: BookStyle = { font      ::Font,
                maxWidth ::Int,
                lineHeight ::Int }

Start::*World→*World
Start world
= finalWorld
  where
    (fs, es)      =:OpenWorld world
    ({files=fsl}, esl) =:StartIO [MenuSystem menus] initialBook initialIO es
    menus         =:[PullDownMenu AddressMenuId "Book" Able[
                        MenuItem OpenId  "Open" (Key `o`) Able Open,
                        MenuItem AddId   "Add.."(Key `a`) Able Add,
                        MenuItem DeleteId "Delete"(Key `d`) Unable Delete,
                        MenuSeparator,
                        MenuItem QuitId  "Quit" (Key `q`) Able Quit ]]
    initialBook   =:{addresslist=[], selection=0, files=fs}
    initialIO     =:[ReadAddressBook, Open, Add]
    finalWorld    =:CloseWorld fsl esl

Open::*AddressBook *IO→(*AddressBook, *IO)
Open addressBook={addresslist=addresses} io
= (addressBook, OpenWindows>window) io
  where
    window=:ScrollWindow AddressesId (10, 10) "Addresses"
            (ScrollBar (Thumb left) (Scroll bookStyle.maxWidth))
            (ScrollBar (Thumb top) (Scroll bookStyle.lineHeight))
            domain (100, itemHeight) (200, 200)
            UpdateWindow [Mouse Able Select]
    ((left, top), _)=:domain
    domain          =:AddressesGetPictureDomain addresses
    bookStyle       =:AddressBookStyle
    itemHeight      =:NrLinesPerItem*bookStyle.lineHeight

Select::MouseState *AddressBook *IO→(*AddressBook, *IO)
Select ((x,y), ButtonDown, _)
      addressBook={addresslist=addresses, selection=index} io
| =EmptyList addresses
= (addressBook, io)
= ({addressBook & selection=index}, io)
  where
    io=:ChangeIOState [ EnableMenuItems {DeleteId},
                      DrawInWindow AddressesId [HiliteAddress index],
                      DrawInWindow AddressesId [HiliteAddress index],
                      ChangeDialog AddDialogId fillTextFields] io
    fillTextFields =:[ ChangeEditText NameTId address.name,
                      ChangeEditText CityTId address.city,
                      ChangeEditText StrtTId address.street,
                      ChangeEditText TelNrTId address.tel ]
    address        =:GetIndex index addresses
    index          =:(y/itemHeight)+(Minimum 1 (y*itemHeight))
    itemHeight     =:NrLinesPerItem*AddressBookStyle.lineHeight
Select _ addressBook io=(addressBook, io)

Add::*AddressBook *IO→(*AddressBook, *IO)

```

```

Add addressBook io
= (addressBook, OpenFileDialog editDialog io)
  where
    editDialog=:CommandDialog AddDialogId "Edit Address" [] AddId [
      StaticText   NameSid Left "Name:",
      EditText     NameTid (RightTo NameSid) (MM 70.0) 1"",
      StaticText   CitySid Left "City:",
      EditText     CityTid (Below NameTid) (MM 50.0) 1"",
      StaticText   StrtSid Left "Street:",
      EditText     StrtTid (Below CityTid) (MM 50.0) 1"",
      StaticText   TelNrSid Left "Tel.Nr:",
      EditText     TelNrTid (Below StrtTid) (MM 30.0) 1"",
      DialogButton AddId Center "Add" Able AddAddress]

AddAddress::DialogInfo *AddressBook *IO→(*AddressBook, *IO)
AddAddress dialogInfo addressBook=:{addresslist=addresses} io
= DrawInWindowFrame AddressesId UpdateWindow addressBook2 io1
  where
    (addressBook2, io1) =:ChangePictureDomain AddressesId domain addressBook1 io
    addressBook1
    domain
    addresslist
    address
    =:{ name
        city
        street
        tel
        =GetEditText NameTid dialogInfo,
        =GetEditText CityTid dialogInfo,
        =GetEditText StrtTid dialogInfo,
        =GetEditText TelNrTid dialogInfo
        }

Delete::*AddressBook *IO→(*AddressBook, *IO)
Delete addressBook=:{selection=index} io
= DrawInWindowFrame AddressesId UpdateWindow addressBook2 io2
  where
    io2
    (addressBook2, io1) =:ChangePictureDomain AddressesId domain addressBook1 io
    addressBook1
    domain
    addresslist
    =:DisableMenuItems [DeleteId] io1
    =:{addressBook & addresslist=addresses1, selection=0}
    =:AddressesGetPictureDomain addresses1
    =:RemoveIndex index addresses

Quit::*AddressBook *IO→(*AddressBook, *IO)
Quit addressBook io
| button=noButton
= (addressBook, io2)
= WriteAddressBook addressBook io2
  where
    io2
    (button, io1) =:OpenNotice (Notice ["Save changes to address file?"]
      (NoticeButton yesButton =:1 "Yes")
      [NoticeButton noButton =:2 "No"]) io

```

## 7 Structuring interactive programs

In many cases interactive programs can be decomposed into a number of distinct interactive units. For instance, many applications offer users a facility to edit text. Instead of programming these facilities over and over again for each new application, one would like to write a text editing module once, and include it in some way in various applications. In this section, we will first show how interactions can be used as interactive modules, and then proceed with individual abstract device elements.

```

seq :: (IODef *s) (IODef *t) *Events -> *Events
seq (ioSystemA, programStateA, ioA) (ioSystemB, programStateB, ioB) events
= eventsB
  where
    (_, eventsB) = StartIO ioSystemB programStateB ioB eventsA
    (_, eventsA) = StartIO ioSystemA programStateA ioA events

```

Fig. 16. Sequential composition of interactions. The `_` symbol is a wild card which is a convenient denotation for anonymous node identifiers.

In the Clean Event I/O system, interactions can be combined *sequentially*, or *nested*. Interactions are sequentially combined by function application: the event stream result of an application of `StartIO` is the argument of the second application of `StartIO`. Figure 16 gives an example of sequential interaction composition. The function `seq` when applied to two interaction definitions A and B, first evaluates interaction A and then interaction B. For notational convenience, we introduce a synonym type `::IODef s = (IOSystem s, s, InitIO s)` that collects the interaction definition components.

```

editLine :: String * (IOState *s) -> (String, *IOState *s)
editLine line io
= (line1, io1)
  where
    line1      = getEditLine s1
    (s1, io1) = NestIO IOSystemEditor (InitialEditorState line) InitIOEditor io

```

Fig. 17. A text editing interaction that can be used in arbitrary interactions.

Interactions can be nested with the library function `NestIO`. Any interaction can start the evaluation of a new interaction during its own evaluation.

```

NestIO :: (IOSystem *s) *s (InitIO *s) *(IOState *t) -> (*s, *IOState *t)

```

The type of `NestIO` is similar to the type of `StartIO` except for being applied to the `IOState` environment of the running interaction rather than the event stream environment. The type `s` of the program state of a nested interaction is in general different from the type `t` of the program state of the *parent* interaction that starts the nested interaction. The nested interaction is completely evaluated and only after its termination the parent interaction continues evaluation. `NestIO` takes care that before the nested interaction takes over from the parent interaction, the parent is *hidden*. This means that all the visible Graphical User Interface elements of the parent interaction disappear from screen, and cannot be accessed by the user. After termination of the nested interaction, the parent interaction is *shown* again. As a result, all interface elements of the parent interaction that had been hidden from the user reappear. Interactions can be nested arbitrarily deep and arbitrarily many. Figure 17 gives an example of a function `editLine` that provides a nested text editing facility.

Another way to structure interactive programs is by the abstract device definitions of the Clean Event I/O system. Because abstract device definitions are algebraic types, it is possible to define functions that create abstract device definitions that can be *parameterised*. The program in Fig. 18 illustrates this idea. The function

```

simpleDraw::WindowId PictureDomain (Add *s) (Del *s) (Get *s)→WindowDef *s
simpleDraw id pictureDomain add del get
= FixedWindow id (0,0) "Picture" pictureDomain (update get)
  [Mouse Able (track id add del), CursorCrossCursor]

update::(Get *s) UpdateArea *s→(*s, [*Picture→*Picture])
update get _ s = (s1, map DrawPoint drawnPoints)
  where
    (s1, drawnPoints) =:get s

track::WindowId (Add *s) (Del *s) MouseState *s *(IOState *s)→(*s, *IOState *s)
track _ _ _ (_, ButtonUp, _) s io = (s, io)
track id _ del (point, _, OptionOnly) s io
  = (del point s, DrawInWindow id [ErasePoint
point] io)
track id add _ (point, _, _) s io = (add point s, DrawInWindow id [DrawPoint
point] io)

```

Fig. 18. A window definition for a very simple drawing program.

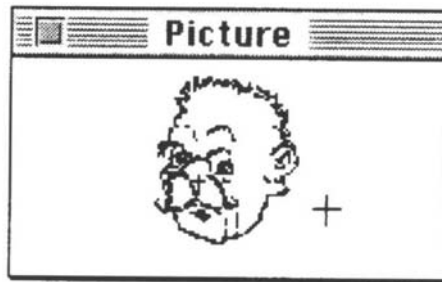


Fig. 19. The drawing window in action.

`simpleDraw` creates a very simple drawing window. It is parameterised with an `id` and a picture range. The interesting aspect of this window is that it can be applied to any interaction because it is *polymorphic* in its program state. Access to the program state is provided by further parameterisation of three functions with types `::Add s == Point s→s` to *add* a point to the program state, `::Del s == Point s→s` to *delete* a point from the program state, and `::Get s == s→(s, [Point])` to *retrieve* all points drawn so far. The drawing functions `DrawPoint` and `ErasePoint` are both of type `Point *Picture→*Picture`. The mouse event handler `track` erases a point if both the mouse button and the option modifier key are pressed, and draws a point if the mouse is pressed (regardless of modifier keys). Figure 19 shows the drawing window in action.

## 8 Implementation of the interface

The Clean Event I/O system is given structure by the abstract device concept. The programmer knows how to define abstract devices, and how to change them at runtime using abstract device access functions. The abstract device concept also gives

structure to the implementation of the interface between the Clean Event I/O system and concrete operating systems.

The interface between abstract devices and concrete devices boils down to five distinct actions for each abstract device: (a) hide concrete interface elements, (b) map abstract device definitions to concrete interface elements, (c) translate concrete events into abstract events and evaluate corresponding abstract event handlers, (d) free the resources of concrete interface elements, and (e) undo the hidden state of concrete interface elements. Each of these particular actions is a particular function, and so the interface between abstract and concrete devices is a structure of five *abstract device interface functions* (see Fig. 20).

```

:: DeviceFunctions s == (  HideFunction s,   (a)
                        OpenFunction s,   (b)
                        DoIOFunction s,  (c)
                        CloseFunction s, (d)
                        ShowFunction s  ) (e)

::HideFunction      s == (IOState s)→IOState s
::OpenFunction      s == (DeviceSystem s) (IOState s)→IOState s
::DoIOFunction      s == Event s (IOState s)→(Bool, s, IOState s)
::CloseFunction     s == (IOState s)→IOState s
::ShowFunction      s == (IOState s)→IOState s

```

Fig. 20. The types of the abstract device interface functions.

The abstract device interface functions and the abstract device access functions provide the Clean Event I/O system with an abstract view of the operating system for each abstract device. An important advantage of this approach is that porting the Clean Event I/O system to other operating systems requires only the porting of these functions. Another advantage is that each operating system interface can exploit the underlying operating system in order to obtain efficient implementations.

## 9 Related work

As briefly discussed in the introduction, many solutions to deal with I/O in functional languages exist. In this section we discuss three approaches in detail: dialogue combinators (Dwelly, 1989), monads (Peyton Jones and Wadler, 1993), and FUDGETS (Carlsson and Hallgren, 1993).

### 9.1 Dialogue combinators

One of the early reports on how functional languages can be used to program dynamic and complex Graphical User I/O is the paper on *dialogue combinators* by Dwelly (1989). Dialogue combinators are a class of functions with well-defined properties such that programs constructed by these functions behave in a predictable way. It is a discipline because programmers are not forced to program in this style. The type of a dialogue combinator is  $\text{Dlg } s = s \rightarrow [\text{Inputs}] \rightarrow ([\text{Outputs}], s,$



[Inputs]). A dialogue combinator when applied to some object that represents the state of the program (the *program state* in our terminology) of type  $s$ , and a stream of user input of type [Inputs], produces a triple consisting of some output of type [Outputs], the new program state, and the user input that has not been consumed.

Programs are constructed by dialogue combinators, such as `NullDialogue`, `Join` and `Cond`. `NullDialogue:Dlg s` produces no output, and leaves the program state and user input unchanged. The application of `Join:Dlg s → Dlg s → Dlg s` to two dialogue combinators  $d1$  and  $d2$  produces the dialogue combinator that first evaluates  $d1$  and then  $d2$ , and concatenates the output of  $d2$  to the output of  $d1$ . *Conditions* are functions of type  $Cnd\ s = s \rightarrow [Inputs] \rightarrow Boolean$ , which inspect the program state and the user input and yield a Boolean result. The application of `Cond:Cnd s → Dlg s → Dlg s → Dlg s` to a condition  $c$  and two alternative dialogue combinators  $d1$  and  $d2$  produces the dialogue combinator that performs  $d1$  if  $c$  holds and  $d2$  if not.

In order to program dynamic interfaces one special dialogue combinator, `TreeCase`, is provided. The basic idea behind this combinator is that dynamic interfaces can be defined by sets of *condition-action* pairs  $[(c_1, a_1) \dots (c_n, a_n)]$  or *rules*. The `TreeCase` combinator searches the first condition  $c_i$  of a rule  $i$  that is satisfied, and then applies the action  $a_i$ . The action is provided with the program state and the user input as usual, but also with the set of all *current rules*  $[(c_1, a_1) \dots (c_n, a_n)]$ . The action may produce some output and change the program state as usual, but it also yields a *new set of rules*  $[(c'_1, a'_1) \dots (c'_m, a'_m)]$  which is recursively applied to `TreeCase`. A rule has type  $Object\ tag\ s = Obj\ tag\ (Cnd\ s) ([Object\ tag\ s] \rightarrow Dlg\ s)$ , and `TreeCase` is a function of type  $[Object\ tag\ s] \rightarrow Dlg\ s$ . By providing an *initial* set of rules, the behaviour of `TreeCase` is determined if the user inputs are known.

Even though the dialogue combinator approach is stream based, our approach has remarkable similarities, as well as remarkable differences. The concepts on which the dialogue combinator approach is based, namely those of dialogue combinators as program state transition functions, sets of changing rules to program the behaviour of dynamic interfaces, and the `TreeCase` dialogue combinator to evaluate a dynamic interface can be retraced in our device concept. The main differences of the Clean approach are the elimination of event stream handling, the formalisation of the behaviour of the Graphical User Interface by the devices, and the modularisation of programs by allowing an arbitrary amount of interactions.

## 9.2 Monads

One of the currently widely investigated approaches to incorporate I/O in functional languages is the approach by Peyton Jones and Wadler (1993) based on *monads* (Moggi, 1989; Wadler, 1990 b). The system is implemented in Haskell (Hudak *et al.*, 1992). As we said in the introduction, this is an (implicit) environment based approach. The environment basically models the state of the machine. Operations (or *actions*) on the environment have a special type `IO a` which denotes 'actions that, when performed, may do some I/O and then return a value of type  $a$ '. For example,

the actions `getcIO :: IO Char`, and `putcIO :: Char → IO ()` read a character from standard input and write a character to standard output. The type `()` is a special type of the empty tuple `()`.

A programmer *composes* actions with two combinators `unitIO :: a → IO a`, and `bindIO :: IO a → (a → IO b) → IO b`. The application `unitIO x` denotes the action that only returns `x`. The application `bindIO m n` (or using the Haskell infix notation `m `bindIO` k`) for an action `m :: IO a`, and a function `k :: a → IO b`, first does `m`, which yields a value `x` of type `a`, and then does `k x`, which yields a value `y` of type `b`. These two combinators actually form the monad. Two other combinators are derived from `unitIO` and `bindIO`, namely `doneIO :: IO ()` and `seqIO :: IO a → IO b → IO b`. The combinator `doneIO` simply does nothing. The application `m `seqIO` n` to two actions `m :: IO a` and `n :: IO b` first does `m` and then does `n`, and yields the result of `n`.

If we compare the monad approach to our approach then there are some striking differences. The environment that is manipulated in the monad approach is *implicit* and ‘appears’ only in the `IO` type. As a result programming in the system creates one single spine of I/O operations and therefore over determines order of evaluation (see the discussion in Section 4.2), and combinators need to be provided in order to compose actions. To our knowledge combining monads of different type is a rather tedious task which forms a serious practical restriction on its use. It is interesting to look at two extensions to the `IO` monad that are used to create additional spines of I/O operations but in an unsafe manner, and see how these can be defined in the explicit environment style.

The first extension is the combinator `delayIO :: IO a → IO a` by which a program can *spark* an action that is evaluated *interleaved* with the main imperative spine. This is a dangerous combinator because the result of the program may depend on the evaluation order between the interleaved action and the main spine. It should only be used if the programmer proves that the interleaved action cannot interfere with the spine. In the explicit multiple environment passing style interleaved I/O is obtained because two spines of I/O can be defined on independent environments. There is no need for proof obligation because environments are independent by definition.

The second extension is the combinator `performIO :: IO a → a` by which a program sparks an action that is not connected to the main spine at all. Again, the programmer has to prove that the action cannot cause any side-effects in the program. This is clearly an example of unhygienic programming (end of Section 4.2). In the Clean Event I/O system this situation cannot occur because an interactive program needs to yield a result value of type `*World`, which can only be done by applying the composition rule to the event stream and file system environments.

### 9.3 FUDGETS

The FUDGETS system by Carlsson and Hallgren (1993) is a system developed recently in which the stream based functional I/O approach is unified with Graphical User Interfaces (in particular the X Windows system). The basic concept of the approach is the *fudget* (*functional widget*). The fudget is the basic instrument to receive and

handle concrete events, and send commands to other fudgets. Events and commands are communicated using streams. A fudget that *accepts* high level events of type  $\alpha$ , and that *sends* commands of type  $\beta$ , is a fudget of type  $F \alpha \beta$ . The system provides a set of primitive fudgets.

A program can create complex graphic interfaces by composing fudgets, and as usual a number of combinators are provided to do so. For instance, the combinator  $>+<$  puts two fudgets  $f_1$  and  $f_2$  of type  $F \alpha_1 \beta_1$  and  $F \alpha_2 \beta_2$ , into a new fudget  $f$  of type  $F(\alpha_1 + \alpha_2) \beta_1 + \beta_2$ . The notation  $\alpha + \beta$  is shorthand for the algebraic type `Either` with `Either  $\alpha \beta = \text{Left } \alpha | \text{Right } \beta$` . The new fudget  $f$  is the parallel composition of  $f_1$  and  $f_2$ . Any message of type  $\alpha_i$  is sent to  $f_i$ , which results in a response of type  $\beta_i$ . Program code is connected in a fudget structure by defining code as *stream processing functions* of predefined abstract data type  $SP \alpha \beta$ . The operator `absF` turns such a function of type  $SP \alpha \beta$  into an *abstract fudget* of type  $F \alpha \beta$ . Because  $SP$  is an abstract data type combinators are provided to create stream processing functions, namely the *input* combinator `getSP`:  $(\alpha \rightarrow SP \alpha \beta) \rightarrow SP \alpha \beta$ , and the *output* combinator `putSP`:  $[\alpha] \rightarrow (SP \alpha \beta) \rightarrow SP \alpha \beta$ . The application `getSP (\backslash a \rightarrow sf)` gets an incoming message of type  $a$  and continues as the stream processor `sf`. The application `putSP l sf` outputs the messages in  $l$  and continues as the stream processor `sf`. Finally, to get an executable program, the fudget structure is offered to a function which takes care of the stream handling with the operating system.

In contrast with the Clean Event I/O system, the FUDGETS system has no concept of a state that is accessible for the Graphical User Interface elements that are part of the interaction. All state is *local* to a fudget. For both event handling and communication, the FUDGETS system relies entirely on stream processing. Abstract fudgets are demanded to be written as stream processors, forcing a continuation style on the program. Although the paper describes how fudgets can be created dynamically, it is not clear if it is possible to dispose of fudgets dynamically. This is a necessary property of an I/O system as Graphical User Interfaces are recognised for their highly dynamic use of interface elements.

## 10 Conclusions

In this paper we have shown how file I/O and Graphical User I/O have been incorporated in the lazy functional programming language Clean. File I/O is defined entirely using the explicit multiple environment passing method. This method allows explicit handling of resources from the outside world, such as files, event streams, windows, and so on. The direct use of the resources is safe due to the Uniqueness Types of Clean's typing system. The restrictions that are imposed by the Uniqueness Type System to the programmer do not seriously hamper the functional expressiveness of the language. By the environment hierarchy the outside world is given structure, and multiple environments can be used in the same program independently. The complexity of programming Graphical User Interfaces is managed by introducing several stages of abstraction. A program is structured by partitioning it into a number of independent interactions. Each interaction can be considered on its own. An

interaction is a dynamic state transition system which is constructed in a declarative style. An interaction is defined by an initial set of devices and an initial program state. The devices are defined by algebraic types which provide a concise and clear notation of the interface elements. The use of algebraic types to specify abstract devices and interactions is a very flexible tool, as algebraic types can be manipulated easily in a functional language.

The Clean Event I/O library provides portability to very different operating systems. We have made implementations of the I/O library for the Sun under X Window system, using the Open Look Interface Toolkit, and the Macintosh. We are currently working on an implementation on PC's under OS/2. This means that a Clean application created and tested on a Macintosh only needs to be recompiled to run exactly the same on a X Window system. Still, the resulting applications obey the different look-and-feels of these systems. The library has been used to write several large applications (a full-feathered text editor, a relational database application, a spreadsheet, a Turing machine programming environment, and many games). The runtime performances of these programs are competitive with imperative programs.

Finally, we hope to have shown not only by the extensive account of the Clean I/O system (and in particular the Uniqueness Typing) but also by the related work, that functional languages have very strong organisational, abstractive, and expressive power. It is important that an I/O system for a functional language retains these strengths.

## 11 Current and future work

Research on the Clean I/O system as presented in this paper has concentrated mainly on how to make I/O resources explicitly and safely available, and how to program Graphical User I/O in a high-level and portable way. A technical report on the operational semantics of the Clean I/O system is in preparation (which will discuss the meaning of non-terminating interactive programs, and how to reason about interactive programs). Part of our current and future research focuses on making the I/O system more orthogonal. Concrete topics in this area are to what extent the window and dialogue device can be unified, and the completion of the set of functions to structure and combine interactive programs. The other main part of our research activities will be to investigate how the explicit multiple environment passing scheme can form a base for *distributed* (or parallel) *interactive programs*. Topics in this area are the environment hierarchy of a world that contains many other worlds, and the investigation of communication primitives between interactions.

## Acknowledgements

We would like to thank Marko van Eekelen for comments on the text, and also for pointing out that hygienic use of environments is not a programming *convention* but rather an obligatory property of multiple environment passing schemes. We would also like to thank the referees of the paper for their valuable comments.

## References

- Achten, P. M., van Groningen, J. H. G. and Plasmeijer, M. J. (1993) High level specification of I/O in functional languages. In: Launchbury, J., Sansom, P. (eds.) *Proc. Glasgow Workshop on Functional Programming*, Ayr, Scotland, 6–8 June. (*Workshop Notes in Computer Science*. Springer-Verlag, 1993, pp. 1–17.)
- Achten, P. M. and Plasmeijer, M. J. (1993) The beauty and the beast. *Technical Report No. 93-03*, March 1993. Research Institute for Declarative Systems, Department of Informatics, Faculty of Mathematics and Informatics, University of Nijmegen.
- Achten, P. M. (1994) Operational semantics of Clean Event I/O. *Technical Report* (in preparation). University of Nijmegen, The Netherlands.
- Backus, J. (1978) Can programming be liberated from the von Neuman style? A functional style and its algebra of programs. *Communications of the ACM*, **21** (8): 613–641.
- Backus, J., Williams, J. and Wimmers, E. (1990) An introduction to the programming language FL. In Turner, D. A. (ed.) *Research Topics in Functional Programming*. Addison-Wesley, pp. 219–247.
- Barendregt, H. P., Eekelen van, M. C. J. D., Glauert, J. R. W., Kennaway, J. R., Plasmeijer, M. J. and Sleep, M. R. (1987) Term graph rewriting. In Bakker, J. W. de, Nijman, A. J., Treleaven, P. C. (eds.) *Proc. Parallel Architectures and Languages Europe*, Eindhoven, The Netherlands. (*LNCS 259, Vol. II*. Springer-Verlag, pp. 141–158.)
- Barendsen, E. and Smetsers, J. E. W. (1993a) Conventional and uniqueness typing in graph rewrite systems. *Technical Report CSI-R9328*, Computing Science Institute, Department of Informatics, University of Nijmegen.
- Barendsen, E. and Smetsers, J. E. W. (1993b) Conventional and uniqueness typing in graph rewrite systems (extended abstract). In Shyamasundar, R. K. (ed.) *Proc. Thirteenth Conf. Foundations of Software Technology and Theoretical Computer Science*, 15–17 December, Bombay, India. (*LNCS 761*, Springer-Verlag, pp. 41–51.)
- Brus, T., Eekelen, M. C. J. D. van, Leer, M. O. van and Plasmeijer, M. J. (1987) Clean: a language for functional graph rewriting. In Kahn, G. (ed.) *Proc. Third Int. Conf. Functional Programming Languages and Computer Architecture*, Portland, Oregon, USA. (*LNCS 274*, Springer-Verlag, pp. 364–384.)
- Carlsson, M. and Hallgren, Th. (1993) FUDGETS – a graphical user interface in a lazy functional language. *Proc. Conf. Functional Programming Languages and Computer Architecture*. Copenhagen, Denmark, 9–11 June, ACM Press, pp. 321–330.
- Chirimar, J., Gunter, C. A. and Riecke, J. C. (1992) Proving memory management invariants for a language based on linear logic. *Proc. ACM Conf. Lisp and Functional Programming*, San Francisco, CA, June 22–24, ACM Press, pp. 139–150.
- Dwelly, A. (1989) Functions and dynamic user interfaces. *Proc. Fourth Int. Conf. Functional Programming Languages and Computer Architecture*, London, UK, September 11–13, pp. 371–381.
- Eekelen, M. C. J. D. van, Huitema, H. S., Nöcker, E. G. J. M. H., Plasmeijer, M. J. and Smetsers, J. E. W. (1993) Concurrent Clean language manual – Version 0.8. *Technical Report No. 93-13*. Research Institute for Declarative Systems, Department of Informatics, University of Nijmegen.
- Girard, J.-Y. (1987) Linear logic. *Theoretical Computer Science*, **50**: 1–102.
- Gordon, A. D. (1993) *Functional programming and input/output*. PhD thesis, University of Cambridge Computer Laboratory, Technical Report No. 285.
- Guzmán, J. C. and Hudak, P. (1990) Single-Threaded Polymorphic Lambda Calculus. *Proc. Fifth Ann. IEEE Symposium on Logic in Computer Science*. Philadelphia, PA June 4–7, pp. 333–343.
- Groningen, J. H. G. van, Nöcker, E. G. J. M. H. and Smetsers, J. E. W. (1991) Efficient heap management in the concrete ABC machine. In Glaser, Hartel (eds.) *Proc. Third*

- Int. Workshop on Implementation of Functional Languages on Parallel Architectures*, Southampton, UK, Technical Report Series CSTR 91-07.
- Henderson, P. (1982) Purely functional operating systems. In Darlington, J., Henderson, P., Turner, D. A. (eds.) *Functional Programming and its Applications*, Cambridge University Press, pp. 177–192.
- Hudak, P., Peyton Jones, S., Wadler, Ph., Boutel, B., Fairbairn, J., Fasel, J., Hammond, K., Hughes, J., Johnsson, Th., Kieburtz, D., Nikhil, R., Partain, W. and Peterson, J. (1992) Report on the programming language Haskell. *ACM SigPlan Notices*, 27 (5): 1–164.
- Hughes, J. (1990) Why functional programming matters. In Turner, D. A. (ed), *Research Topics in Functional Programming*. Addison-Wesley, pp. 17–42.
- Moggi, E. (1989) Computational lambda calculus and monads. *Proc. Fourth Ann. Symposium on Logic in Computer Science*, June 5–8, Computer Society Press, pp. 14–23.
- Nöcker, E. G. J. M. H., Smetsers, J. E. W., van Eekelen, M. C. J. D. and Plasmeijer, M. J. (1991) Concurrent Clean. In Aarts, E. H. L., van Leeuwen, J., Rem, M. (eds.) *Proc. Parallel Architectures and Languages Europe*, June, Eindhoven, The Netherlands. (LNCS 506, Springer-Verlag, pp. 202–219.)
- Perry, N. (1988) Functional I/O – a solution. Department of Computing, Imperial College, London (Draft).
- Peyton Jones, S. L. and Wadler, Ph. (1993) Imperative functional programming. *Proc. Twentieth Ann. ACM SIGACT-SIGPLAN Symposium on Principles of Programming Languages*. Charleston, SC, January 10–13, pp. 71–84.
- Plasmeijer, M. J. and van Eekelen, M. C. J. D. (1993) *Functional Programming and Parallel Graph Rewriting*. Addison-Wesley.
- Plasmeijer, M. J. and van Eekelen, M. C. J. D. (1994) *Clean 1.0 Reference Manual, Technical Report* (in preparation) University of Nijmegen, The Netherlands.
- Redelmeier, D. H. (1984) *Towards practical functional programming*. PhD thesis, Computer Systems Research Group, University of Toronto, May (Technical Report CSRG-158).
- Smetsers, J. E. W., Nöcker, E. G. M. H., van Groningen, J. H. G. and Plasmeijer, M. J. (1991) Generating efficient code for lazy functional languages. In Hughes, J. (ed.) *Proc. Fifth Int. Conf. on Functional Programming Languages and Computer Architecture*, Cambridge, MA. (LNCS 523, Springer-Verlag, pp. 592–617.)
- Smetsers, J. E. W., Barendsen, E., van Eekelen, M. C. J. D. and Plasmeijer, M. J. (1993) Guaranteeing safe destructive updates through a type system with uniqueness information for graphs. *Proc. Workshop Graph Transformations in Computer Science*, Schloss Dagstuhl, January 4–8. (*Lecture Notes in Computer Science*, Springer-Verlag).
- Thompson, S. (1990) Interactive functional programs. A method and a formal semantics. In Turner, D. A. (ed.) *Research Topics in Functional Programming*, Addison-Wesley, pp. 249–285.
- Turner, D. A. (1990) An approach to functional operating systems. In Turner, D. A. (ed.) *Research Topics in Functional Programming*, Addison-Wesley, pp. 199–217.
- Wadler, Ph. (1990a) Linear types can change the world! In Broy, M., Jones, C. B. (eds.) *Programming Concepts and Methods*. North-Holland.
- Wadler, Ph. (1990b) Comprehending monads. *Proc. ACM Conf. Lisp and Functional Programming*, ACM Press, pp. 61–78.
- Williams, J. H. and Wimmers, E. L. (1988) Sacrificing simplicity for convenience: Where do you draw the line? *Proc. Fifteenth Ann. ACM SIGACT-SIGPLAN Symposium on Principles of Programming Languages*, San Diego, CA, January, pp. 169–179.