

CONSANGUINITY AND INBREEDING COEFFICIENT IN TRIBAL PASHTUNS INHABITING THE TURBULENT AND WAR-AFFECTED TERRITORY OF BAJAUR AGENCY, NORTH-WEST PAKISTAN

BASHIR AHMAD*†, ATTA UR REHMAN*† AND SAJID MALIK*¹

**Human Genetics Program, Department of Animal Sciences, Quaid-i-Azam University, Islamabad, Pakistan and †Department of Zoology, Hazara University, Mansehra, Pakistan*

Summary. The north-western populations of Pakistan in the Federally Administered Tribal Areas (FATA) adjoining the Pakistan–Afghanistan border are an amalgamation of native and migrated Pashtun tribes. These tribal populations are in transition due to war conditions and geo-political turmoil on both sides of the border since the Soviet invasion in 1979. Bio-demographic and epidemiological data for these tribes are scarce. A prospective cross-sectional sample of 967 males was selected from a representative Pashtun population of Bajaur Agency, and information obtained on bio-demographic variables and marital union types. Analysis of these data revealed that consanguinity was 22.34% and the inbreeding coefficient F was calculated to be 0.0134. The inbreeding coefficient was observed to be higher in subjects who were illiterate, had unskilled jobs and who belonged to younger age categories, extended families and the Tarkalani tribe. Further analyses with respect to temporal variables like subject's age, year of marriage and age at marriage revealed that after a transition in marital union types in the early 80s, there has been a declining trend in the rate of consanguineous unions. Further, consanguineous unions in the parental generation were only 5%, but parental marriage types were predictors of subjects' marital union types. The data further establish that, contrary to a general notion about a high consanguinity rate in Pakistan, consanguineous unions are not common in Bajaur Agency and first cousin marriage is not the preferred type. Furthermore, this research shows that there is a great regional variation in the pattern of consanguinity in Pakistan that needs to be documented in order to draw a more comprehensive picture of the inbreeding coefficient in the country.

¹ Corresponding author. Email: malik@qau.edu.pk

Introduction

Consanguinity is a characteristic feature of kinship systems in many societies in the developing world, particularly Islamic countries where consanguineous unions account for 25–55% of total marriages (Bittles, 2010). Consanguineous unions remain socially and culturally favoured in countries like Pakistan, Iran, Turkey and Saudi Arabia and correlate with an increased rate of recessively transmitted hereditary/congenital malformations and child morbidity. Among the major populations in these countries, high consanguinity has been found to be associated with illiteracy, low socioeconomic status, rural residence and extended household type, and to be more prevalent in families with high fertility and overlapping generations (Hussain & Bittles, 1998; Hussain, 1999). Furthermore, the types of consanguineous unions vary quite widely between and within different cultures, with religious, ethnic and local or tribal traditions. The pattern of consanguineous unions gives clues to the socio-biological structure of populations and the morbidity/mortality variables therein.

In Pakistan, several studies on consanguinity have been carried out in the populations of Punjab province and cosmopolitan cities like Rawalpindi, Lahore, Quetta and Karachi (Fig. 1). These studies have demonstrated that consanguineous unions account for 31–62% of the total marriages (Shami & Minhas, 1984; Bittles *et al.*, 1993; Shami *et al.*, 1994). Furthermore, first cousin marriages have been shown to be the most popular type. These data have led to a generalization that the preference for close marriages is very high in Pakistani society and that consanguinity is widespread in all sub-populations (Shami *et al.*, 1994; Hussain & Bittles, 1998). However, recent epidemiological studies carried out in relatively small, isolated and less admixed populations of Pakistan have found that this generalization may not be the actual state of affairs, and that consanguinity is not the ‘cultural norm’ in all sub-populations (Rehman, 2010; Ullah, 2013).

Due to certain geo-political developments, the north-western populations of Pakistan adjoining the Afghanistan border are undergoing demographic transition. These populations are an amalgamation of native Pashtun tribes and the migrated Afghan Pashtuns. Extensive cross-border migrations were witnessed after the Soviet invasion of Afghanistan in 1979. Bajaur Agency has the second largest Afghan refugee population after Kurram Agency in the Federally Administered Tribal Areas (FATA). Afghan refugees have originated from the Kunar, Laghman, Parwan, Kunduz and Kabul provinces of Afghanistan (Government of NWFP, 1992). Furthermore, the military operations by the army and the ‘war against terrorism’ over the last decade have caused several regional population displacements that have drastically affected the distribution of Pashtun tribes inhabiting FATA (Kerr, 2010; Rahmanullah, 2010). A large number of families have fled to adjoining areas of Khyber Pakhtunkhwa (KPK) or other provinces of Pakistan, and even Afghanistan for the better off. This situation has severely marred the socio-economic situation and damaged the education and health infrastructure. Most of the people currently residing in the war-affected areas are poor, with no means of migration, or are traditionally linked to their lands for protection and agriculture.

FATA in the north-western extreme of Pakistan has a unique administrative and political status dating from the British time since 1849. After the independence of Pakistan in 1947, FATA inherited a system by which the area was controlled through

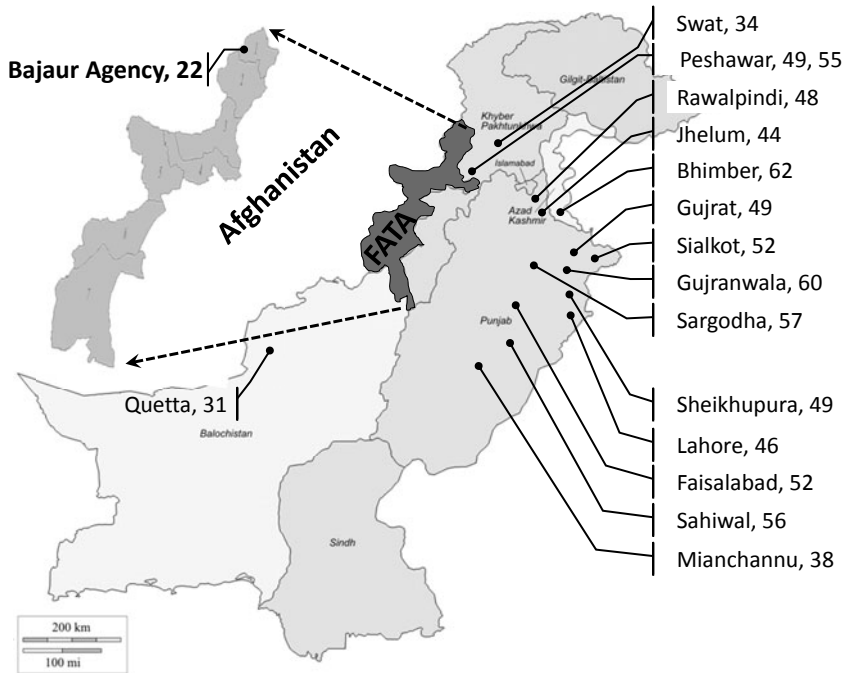


Fig. 1. Map of Pakistan with zoom-in map of FATA. Bajaur Agency (1) is shown as the northern-most in the series of seven agencies of FATA (from north to south: 1, Bajaur; 2, Mohmand; 3, Khyber; 4, Orakzai; 5, Kurram; 6, North Waziristan; 7, South Waziristan). The distribution of consanguinity (%) in various regions of Pakistan is depicted. Source: <http://d-maps.com/>.

a combination of political agents and tribal elders or *maliks*, leaving the people with their local traditions and internal independence. This system of governance continues even today (Kerr, 2010; FATA, 2014). In FATA, seven tribal units called ‘Agencies’ lie in a north-to-south strip in the order: Bajaur, Mohmand, Khyber, Orakzai, Kurram, North Waziristan and South Waziristan. The population of FATA is characterized by a conservative tribal set-up, with a scattered and low population density (117 persons/km²), extended households (9.3 persons/family) and very low literacy rate (33.8% and 7.5% for males and females, respectively; Rehman, 2010; FATA, 2014). The annual population growth rate is higher in FATA due to various factors. These include the immense urge for greater manpower in tribal Pashtuns, a symbol of status and strength among the tribesmen, which in turn leads to early marriages. In addition, there is a lack of education and awareness, especially among women, about family planning and the scarcity of family planning services (Government of NWFP, 1994). The majority of the people are involved in primary-level activities such as agriculture, livestock rearing, arms manufacturing and trade, drug-trafficking, cross-border trade and manual jobs. Most often a single person’s income supports the entire household (Rahmanullah, 2010). A

rather rigid patriarchal household system prevails and key family decisions, including marital unions of sibs, are made by the elder males.

Epidemiological and bio-anthropological data on these populations are scarce for various reasons, such as the war conditions, remote terrain and inaccessibility, and unique socio-cultural norms of the Pashtuns (Rehman, 2010; Perveen, 2012; Rehman *et al.*, 2014). On the other hand, information on these populations is highly valuable owing to their cultural, social and biological affinities with other Pashtun populations of Pakistan, as well as Afghanistan. In order to glean information about the socio-biological population structure of representative tribal Pashtuns of FATA a cross-sectional study was carried out in Bajaur Agency, and the dynamics of consanguinity and the inbreeding coefficient were explored.

Methods

Study population

Bajaur Agency lies at the northern extreme of FATA (Fig. 1). Geographically, it is a strategically located area in the east of the Kunar Valley in Afghanistan and shares boundaries with the Malakand Agency to the south-east, Dir district to the north-east and Mohmand Agency to the south (co-ordinates: 34° 41' 0" N, 71° 30' 0" E) (FATA, 2014). It has an area of 1290 km². Roughly 40% of the agency area is covered by barren mountains and 60% by wide valleys (Government of NWFP, 1994). Bajaur Agency has seven *tehsils*, its administrative headquarters is Khar and its estimated population is 760,000 individuals. The major tribes are Tarkalani and Utman Khel, while the minor tribes are Mohmand, Shinwari and Safi. Pashtu is the predominant language. Agricultural farming, small-scale business and manual jobs are the major employment types. Many people migrate to the south-eastern districts of KPK and Punjab provinces for subsistence (Rehman, 2010).

Sample selection and data collection

Field sampling was carried out in four *tehsils* of Bajaur Agency. Due to the deteriorating law-and-order situation sampling in remote towns and villages was only possible with the permission of tribal elders/*maliks*. A local resource person always accompanied the field-survey team. Married male subjects from Bajaur Agency were randomly recruited from public places like markets and *hujras* between March and August 2012. Due to the specific socio-cultural norms of the area, the interviewing of female subjects was not possible. Formal verbal consent was obtained from each subject prior to data collection. This study was approved by the ethical committees of Quaid-i-Azam University, Islamabad, and Hazara University, Mansehra. Recruited subjects were requested to provide information on socioeconomic variables and marital union types in face-to-face interviews. Subjects providing incomplete information were excluded. Data from individuals without permanent residence in Bajaur Agency were not included in the analyses. Only one individual from each household was interviewed.

Definition of variables

The subject's *tehsil* of origin and rural–urban status were taken from union council records. Family/household types were defined as either 'nuclear', 'more than one couple' or 'extended'. 'Nuclear' families had only a couple and their children living in the house. 'More than one couple' families had two brothers with their wives and children living in the same dwelling. Three or more overlapping generations living in the same household were defined as an 'extended' family (Hina & Malik, 2014). A subject's literacy was recorded as the number of years they had attended school/college. The subject's tribal/sub-tribal affiliation, occupation and socioeconomic status were based on self-identified categories.

There were seven marriage types, which were coalesced into consanguineous unions and non-consanguineous unions (Wahab & Ahmad, 1996; Bittles, 2010). Four consanguineous unions types were recorded, i.e. 'double first cousin', 'first cousin', 'first cousin once removed' and 'second cousin'. Non-consanguineous unions comprised three types, i.e. 'second cousin once removed', 'distantly related/*biradari*' and 'non-related'. Marital union types were further assorted into cross-cousin or parallel-cousin, and patrilineal or matrilineal types. First cousin marriages were resolved into four sub-types: father's brother's daughter (FBD), father's sister's daughter (FSD), mother's brother's daughter (MBD) and mother's sister's daughter (MSD) (Bittles, 2010). Standard descriptive statistical analyses were performed using Excel and GraphPad-Prism software. The distribution of consanguineous unions was determined with respect to the demographic variables of the subjects. The inbreeding coefficient (F) was estimated from the weighted proportions of consanguineous union types (Bittles, 2010).

Results

Sample characteristics

Data were collected for 967 married males from 29 different towns in four *tehsils* of Bajaur Agency. The subjects' ages ranged from 14 to 82 years (mean \pm SD: 34.02 \pm 12.13). Among the four *tehsils*, there were 126 subjects from Nawagai, 536 from Khar, 160 from Mamund and 145 from Salarzai *tehsil* (Table 1).

Consanguinity and inbreeding coefficient

Collectively, the rate of consanguineous unions was 22.34% ($n = 216$), while the rate of non-consanguineous unions was 77.66% ($n = 751$) (Table 1). The overall inbreeding coefficient was estimated to be 0.0134. Marriages up to distantly related/*biradari* constituted 42.5% ($n = 411$). Among the individual union types, marriages among 'non-related' had the highest representation (57.5%), followed by distantly related/*biradari* marriages (20.06%) and first cousin unions (19.96%).

By *tehsil*, the consanguineous union rate ranged from 14.48% in Salarzai to 24.60% in Nawagai, and the corresponding inbreeding coefficients (F) were 0.0088 and 0.0139, respectively (Table 2; Fig. 2). The highest estimate of F was observed in Khar *tehsil* (i.e. 0.0145), which was due to the high proportion of first cousin unions. The differences in the distribution of consanguineous and non-consanguineous unions in the four *tehsils*

Table 1. Distribution of marital union types (*n* (%)) in four *tehsils* of Bajaur Agency, Pakistan (*n* = 967)

<i>Tehsil</i>	Consanguineous unions: <i>n</i> = 216 (22.34%)				Non-consanguineous unions: <i>n</i> = 751 (77.66%)			All
	Double first cousin	First cousin	First cousin once removed	Second cousin	Second cousin once removed	Distantly related/ <i>biradari</i>	Non-related	
Nawagi	0 (0.00)	25 (19.84)	6 (4.76)	0 (0.00)	0 (0.00)	27 (21.43)	68 (53.97)	126 (13.03)
Khar	2 (0.37)	114 (21.27)	13 (2.43)	0 (0.00)	1 (0.19)	119 (22.20)	287 (53.54)	536 (55.43)
Mamund	0 (0.00)	34 (21.25)	1 (0.63)	0 (0.00)	0 (0.00)	33 (20.63)	92 (57.50)	160 (16.55)
Salarzai	0 (0.00)	20 (13.79)	1 (0.69)	0 (0.00)	0 (0.00)	15 (10.34)	109 (75.17)	145 (14.99)
Total	2 (0.21)	193 (19.96)	21 (2.17)	0 (0.00)	1 (0.10)	194 (20.06)	556 (57.50)	967

Table 2. Distribution of consanguineous unions, total marriages and inbreeding coefficient (*F*) by various socio-demographic variables, Bajaur Agency, Pakistan

Variable	Consanguineous unions		Total marriages		<i>F</i>
	<i>n</i>	%	<i>n</i>	%	
<i>Tehsil*</i>					
Nawagi	31	24.60	126	13.03	0.0139
Khar	129	24.07	536	55.43	0.0145
Mamund	35	21.88	160	16.55	0.0135
Salarzai	21	14.48	145	14.99	0.0088
Total	216	22.34	967	100.00	0.0134
$\chi^2 = 6.47$; df 3; $p = 0.091$; ns					
Rural/urban origin					
Rural	160	22.19	721	74.56	0.0134
Urban	56	22.76	246	25.44	0.0135
$\chi^2 = 0.04$; df 1; $p = 0.852$; ns					
Family/household type*					
Extended family	62	27.43	226	23.37	0.0307
More than one couple	132	21.32	619	64.01	0.0217
Nuclear	23	18.85	122	12.62	0.0220
$\chi^2 = 4.58$; df 2; $p = 0.101$; ns					
Subjects' literacy*					
Illiterate	152	24.92	610	63.08	0.0150
Literate (all)	65	18.21	357	36.92	0.0108
$\chi^2 = 5.83$; df 1; $p = 0.016$; Sig.					
Literacy level					
Literate (1–8 years)	39	17.73	220	22.76	0.0111
Literate (9–12 years)	13	15.66	83	8.58	0.0087
Literate (graduate)	13	24.07	54	5.58	0.0127
$\chi^2 = 1.63$; df.2; $p = 0.440$; ns					
Occupation					
Unskilled	107	23.46	456	47.16	0.0142
Skilled	82	22.28	368	38.06	0.0129
Unemployed	28	19.58	143	14.78	0.0122
$\chi^2 = 0.95$; df 2; $p = 0.621$; ns					
Economic status					
Poor	60	17.24	348	35.99	0.0106
Low	70	27.89	251	25.96	0.0159
Middle-low	41	26.28	156	16.13	0.0164
Middle-high	37	20.79	178	18.41	0.0128
High	8	23.53	34	3.52	0.0129
$\chi^2 = 7.20$; df 4; $p = 0.126$; ns					
Tribe (major)					
Tarkalani	186	23.08	806	83.35	0.0138
Uthman Khel	29	18.59	156	16.13	0.0112
Mohmand	1	20.00	5	0.52	0.0125
$\chi^2 = 1.53$; df 2; $p = 0.465$; ns					

Table 2. Continued

Variable	Consanguineous unions		Total marriages		F
	n	%	n	%	
Sub-tribes of Tarkalani (n ≥ 24)					
Ala Khel	7	20.00	35	4.34	0.0125
Baramkazi	8	15.38	52	6.45	0.0096
Barosi	10	30.30	33	4.09	0.0179
Khwaza Khel	33	22.15	149	18.49	0.0136
Miagan	18	30.51	59	7.32	0.0169
Mulan	35	28.23	124	15.38	0.0161
Sadaat	9	25.71	35	4.34	0.0178
Sultan Khel	2	8.33	24	2.98	0.0052
$\chi^2 = 9.32$; df 7; $p = 0.230$; ns					

* Statistically significant (Sig. = significant; ns = not-significant).

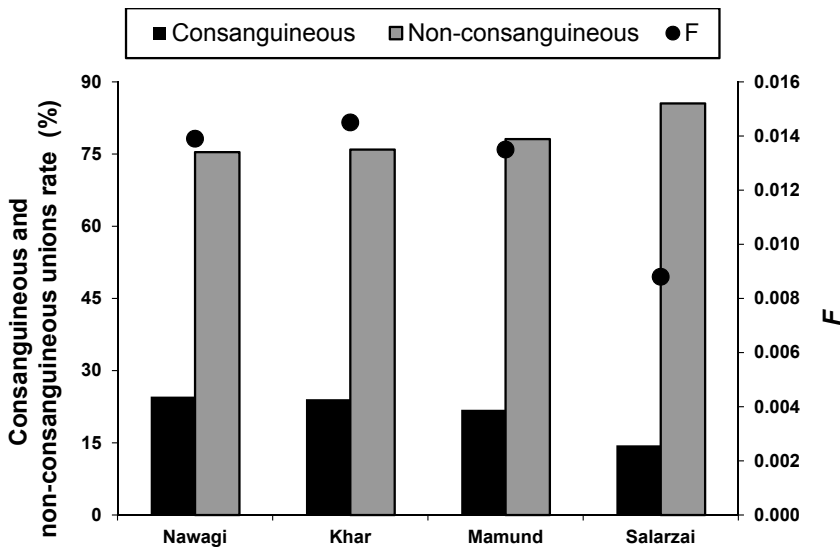


Fig. 2. Consanguinity and non-consanguinity rates (left y-axis) and inbreeding coefficient F (black dots; right y-axis) in four *tehsils* of Bajaur Agency.

were statistically non-significant ($p = 0.091$). There were 74.56% rural and 25.44% urban representatives in the sample; however, the estimates of consanguineous unions and F were nearly the same in both categories ($p = 0.852$). With respect to family structure/household categories, consanguineous unions were observed to be highest in subjects belonging to extended families (27.43%; $F = 0.0307$). When distributed by their education, 63.08% of subjects were found to be illiterate, and these showed a significantly higher prevalence of consanguineous unions (24.92%) compared with the literate group

(18.21%) ($p = 0.016$). With respect to their occupational status, consanguinity was higher in subjects with unskilled jobs (23.46%; $F = 0.0142$). There were five self-identified economic strata with a high representation in the ‘poor’ and ‘low’ economic groups. Consanguineous union rates were observed to be higher in subjects belonging to ‘low’ and ‘middle-low’ categories (Table 2).

The Pashtuns residing in Bajaur Agency exhibited substantial tribal diversity and at least 136 major and minor tribal systems were observed in the sample. Of the major tribes, Tarkalani had the highest representation in the sample (83.35%), followed by Uthman Khel and Mohmand. Tarkalanis had a higher prevalence of consanguineous unions (23.08%; $F = 0.0138$) (Table 2). Among the prominent sub-tribes of Tarkalanis (i.e. sample size ≥ 24), the proportions of consanguineous unions were observed to be highly variable. The highest F was observed in Barosi (0.0179), followed by Sadaat (0.0178).

Distribution of marriage types by age, marriage year and age at marriage

The distribution of consanguineous union rates and F was explored by the subject’s age, year of marriage and age at marriage. The proportion of consanguineous unions gradually declined with decreasing age-range categories (Table 3; Fig. 3). Furthermore, there was a transition in the marriage pattern and level of F before and after 1985. Consanguinity was in gradual decline after 1986–1995. The ratio of ‘distantly related/ *biradari*’ marriages was also declining across the ‘year of marriage’ intervals. Most of

Table 3. Distribution of marriage types by subject’s age, year of marriage and age at marriage, Bajaur Agency, Pakistan

Variable	Subject’s present age	Spouse’s present age	No. of marriages	Marriage type (%)			F
				Consanguineous	Distantly related/ <i>biradari</i>	Non-related	
Subject’s current age (years)#							
≤20	19.43 ± 0.86	17.23 ± 1.19	30	20.00	26.67	53.33	0.0125
21–30	25.22 ± 2.62	22.41 ± 2.74	458	21.83	18.34	59.83	0.0126
31–40	34.91 ± 2.77	31.59 ± 3.18	238	22.27	22.27	55.46	0.0126
≥40	51.71 ± 9.06	47.76 ± 9.06	241	23.65	20.75	55.60	0.0132
Year of marriage#							
2006–2013	23.97 ± 3.11	21.22 ± 3.03	445	22.47	17.98	59.55	0.0126
1996–2005	31.50 ± 4.91	28.26 ± 4.76	214	23.36	21.03	55.61	0.0128
1986–1995	42.51 ± 4.99	39.26 ± 5.45	106	22.64	21.70	55.66	0.0138
Up to 1985	57.49 ± 8.51	53.29 ± 8.31	70	18.57	31.43	50.00	0.0118
Subject’s age at marriage#							
≤18	30.43 ± 09.26	27.69 ± 09.13	287	20.56	23.00	56.44	0.0120
19–21	31.15 ± 10.00	28.06 ± 09.68	343	24.20	18.37	57.43	0.0136
22–24	35.56 ± 11.95	32.13 ± 11.58	201	20.40	20.90	58.70	0.0115
25–27	43.53 ± 14.42	39.83 ± 14.36	78	29.49	14.10	56.41	0.0176
≥28	50.90 ± 11.98	46.21 ± 12.14	58	17.24	22.41	60.35	0.0097

χ^2 statistics not significant.

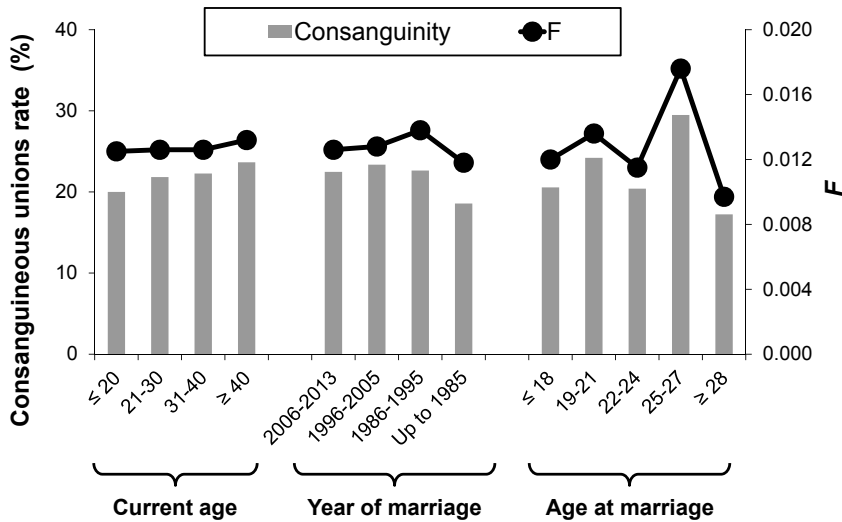


Fig. 3. Temporal variations in consanguinity rate (bar graph, left y-axis) and inbreeding coefficient F (black dots; right y-axis) by current age, year of marriage and age at marriage.

the marriages (i.e. 65%) commenced up to the age of 21 years. Consanguinity was generally higher for subjects with early age at marriage, while increasing age at marriage was usually associated with a low F (Fig. 3). It was also observed that differences in the spousal ages have declined over the years.

Effect of parental marriage type on subject's marriage type

Among parental marriages, consanguineous unions only amounted to 5.2% ($n = 50$), and 'distantly related/*biradari* marriages' made up 32.4% ($n = 314$), while 'non-related' types were markedly higher (62.4%; $n = 603$) (Table 4). Furthermore, whether parental marriage type was a predictor of subject's marital union type was assessed. Cross-tabulation of subject's marital union against parental marriage type demonstrated that consanguineous unions were significantly higher in subjects with parental consanguineous unions. Likewise, the proportion of 'non-related' marriages was far higher in subjects whose parental marriage type was 'non-related' ($p < 0.0001$) (Table 4).

Pattern of first cousin unions

A total of 193 marriages were between first cousins. Of these, parallel-cousin marriages were in the majority ($n = 113$; 58.55%), as compared with cross-cousin marriages ($n = 80$; 41.46%) (Table 5). Additionally, patrilineal unions were customary ($n = 142$; 73.58%), while matrilineal unions were less frequent ($n = 51$; 26.42%) (significant at $p < 0.0001$). Among the four first cousin union types, father's brother's daughter marriages (FBD) were the most prevalent ($n = 95$; 49.22%), while mother's sister's daughter (MSD) marriages were the least common ($n = 18$; 9.33%) ($p < 0.0001$). The distribution of first cousin unions by *tehsil* was statistically significant (Table 5).

Table 4. Comparison of paternal and subject’s consanguinity by cross-tabulation of marriage types, Bajaur Agency, Pakistan

Parental marriage		Subject marriage type*		
Type	n (%)	Consanguineous unions	Distantly related/ <i>biradari</i>	Non-related
Consanguineous unions	50 (5.2)	18 (36.0)	9 (18.0)	23 (46.0)
Distantly related/ <i>biradari</i>	314 (32.4)	79 (25.2)	109 (34.7)	126 (40.1)
Non-related	603 (62.4)	119 (19.7)	77 (12.8)	407 (67.5)
Total	967	216 (22.3)	195 (20.2)	556 (57.5)

* $\chi^2 = 84.67$; df 4; $p < 0.0001$; Sig.

Table 5. Distribution of types of first cousin unions by key demographic variables, Bajaur Agency, Pakistan

Variable	First cousin marriage type				n	%
	FBD	FSD	MBD	MSD		
<i>Tehsil*</i>						
Nawagi	11	13	0	1	25	19.84
Khar	52	26	25	11	114	21.27
Mamund	19	5	5	5	34	21.25
Salarzai	13	3	3	1	20	13.79
Total	95	47	33	18	193	19.96
Place of origin						
Rural	70	38	22	13	143	19.83
Urban	25	9	11	5	50	20.33
Literacy						
Illiterate	67	29	25	14	135	22.13
Literate	28	18	8	4	58	16.25
Total	95	47	33	18	193	19.96

*Distribution statistically significant.

Discussion

Only a few studies on consanguinity have been carried out in the Pashtun populations of KPK, Pakistan. Wahab and Ahmad (1996) reported consanguineous union rates in Swat, KPK. Wahab *et al.* (2006) also reported marital union types in the local and migrant Afghans inhabiting Peshawar, KPK. Sthanadar *et al.* (2014) have recently reported that consanguinity was 66% in the Malakand district of KPK. However, this estimate is based on the marriages observed among the parents of children with hearing impairments, and hence may not be representative of the actual inbreeding coefficient in Malakand. The present study is the first comprehensive account of consanguinity and inbreeding coefficient in the representative tribal Pashtun populations.

Each agency in FATA is a distinct assemblage of tribes and sub-tribes of Pashtuns, most of which are off-shoots of the Yousafzai clan. The study sample from Bajaur Agency appears to be highly heterogeneous in terms of tribal diversity, and the estimates of consanguinity and F were highly variable across these tribes. Heterogeneity in the sample was further found in the demographic categories such as economic status and employment group. Despite substantial heterogeneity in the sample, consanguineous unions were observed to be associated with various socio-demographic variables.

Certain peculiarities observed in the marital union types suggest a distinct nature of kinship system in Bajaur Agency. For example, in contrast to other populations of Pakistan, marital unions types were less diversified in Bajaur Agency and of the seven well-established marriage types only three categories were conspicuous, i.e. 'first cousin', 'distantly related' and 'non-related'. On the other hand, marriage types like 'double first cousin', 'first cousin once removed', 'second cousin' and 'second cousin once removed' were in negligible proportions. These data established that consanguineous unions are not customary in Bajaur Agency. Only 22% of marriages were observed to be consanguineous and a further 20% were between distantly related/*biradari* individuals. This is contrary to a general perception about the prevalence of consanguineous unions in Pakistan. In a previous study in Peshawar, the consanguineous union rate was observed to be 50% among the Afghani Pashtuns (Wahab *et al.*, 2006). Another study in Swat showed that the consanguineous union rate was 34% (Wahab & Ahmad, 1996). Interestingly, Saify & Saadat (2012) showed that consanguineous unions were 46% in the overall Afghanistan population, ranging from 38% in Kabul province to 51% in Bamyan. Another study in the west and south of Afghanistan revealed the consanguineous union rate to be 52% (Saadat & Tajbakhsh, 2013).

Likewise, first cousin unions were not the preferred type of marriage in Bajaur Agency. Previous studies in Pakistan have shown that first cousin marriages are the most popular types of consanguineous unions, as well as in total marriages contracted (Shami & Minhas, 1984; Hussain, 1999; Jabeen & Malik, 2014). First cousin unions were 49% among the Afghans sampled in Peshawar, KPK (Wahab *et al.*, 2006). Lower estimates of first cousin marriages were witnessed in the Pashtuns of Swat (22%) and Quetta, Balochistan (16%) (Mian & Mushtaq, 1994; Wahab & Ahmad, 1996). In the present sample from Bajaur Agency the most common type of marriage was between 'non-related' (58%). It has been noticed in some parts of Bajaur Agency, especially in Mamond *tehsil*, that huge bride-prices are paid by the groom's family to the father of the bride. The custom of bride-price is common in certain tribal Pashtuns, particularly those of Afghan origin and those belonging to economically impoverished households. This custom may also partially account for the non-consanguineous unions occurring between couples originating from distantly related geographies and/or ethnicities. On the other hand, the high prevalence of consanguineous unions among the Pashtuns settled in large cities has been argued to be the result of a decline in marriage payments (Kamalai, 1985). Badaruddoza & Afzal (1995) also suggested that marriage payment was less common in consanguineous compared with non-consanguineous unions among the Muslims of Aligarh, north India.

The pattern of first cousin unions in Bajaur Agency revealed that there was a strong preference for parallel-cousin marriages, FBD marriages being the most common type with MSD the least frequent. Previous studies on first cousin unions carried out in the

Pakistani population have also shown that parallel-cousin marriages are more frequent than cross-cousin marriages (Wahab & Ahmad, 1996). In the populations of Rawalpindi and Jhelum, parallel-cousin unions were the most common type (Shami & Siddique, 1984; Shami & Minhas, 1984). Another study in Peshawar showed that parallel-cousin and cross-cousin marriages were almost equally prevalent (Wahab *et al.*, 2006). Furthermore, patrilineal marriages have been shown to be more common in Pakistan than matrilineal types (Shami & Minhas, 1984; Shami & Siddiqui, 1984; Donnan, 1988). In the Swat population and in Afghan refugees residing in Peshawar, the FBD marriages were found to be the most prevalent (Wahab & Ahmad, 1996; Wahab *et al.*, 2006). It has been argued that patrilineal unions are preferred because they strengthen the brotherly bonds and keep property and land intact. Likewise, when brothers become in-laws they support each other more in business and family disputes (Zaman, 2008). It may also be added that patrilineal unions could be the most plausible scenario for the parents in the present context of deteriorating law-and-order in the region.

The estimates of rates of consanguineous union and F were nearly the same in the rural and urban samples of Bajaur Agency. This observation is in agreement with Wahab & Ahmad (1996), who conducted studies on consanguinity in Swat, Pakistan. It was argued that this similarity could be due to a continuous trend of migration from rural to urban settlements. In most of the FATA, there is not much difference in the socioeconomics of rural and urban union councils. In the present sample, the most common household type was 'more than one couple', where two or more brothers were living in the same house. The 'extended household' type accounted for 23% of the sample. Consanguinity was observed to be higher in 'extended' families, and the differences were statistically significant. Extended households are common in rural areas of Pakistan. Extended families with large sibships and overlapping generations make consanguineous unions the most likely scenario (Hussain & Bittles, 1998).

With a few exceptions, consanguinity has been shown to be negatively associated with literacy (Wahab & Ahmad, 1996; Bittles, 2010). These data also support this notion, with rates of consanguineous union and F being significantly higher in the illiterate sample. Among the literate sample, consanguineous unions were observed to be relatively higher in 'graduates'. Higher literacy increases the chances of securing better jobs in the government sector, which might have increased the chances of inter-familial marriages. It is worthwhile mentioning that a literacy rate of 37% was observed in the male subjects of Bajaur Agency included in this study. There could be an over-representation of the literate subjects in this sample because the consent approval rate from illiterate individuals was rather low. An overall literacy rate of 17% has been estimated for Bajaur Agency, and in particular women's education is very low (<5%) (FATA, 2013). In FATA generally, and in Bajaur Agency specifically, educational institutes have been the target of militancy. A large number of schools, *madarasas* and colleges have been damaged or demolished in the armed conflicts during the last decade. Unfortunately, girls' schools have been severely affected and girls/women have been discouraged from getting a formal education. This situation is clearly reflected in the literacy estimates of Bajaur Agency.

The distribution of subjects by their occupational status shows that unskilled workers were in the majority in the present sample (47%). The unskilled workers were involved in manual jobs, cattle-rearing and basic-level activities. Most of these were illiterate and a

higher prevalence of consanguineous unions was observed in these subjects. Furthermore, a large number of interviewed subjects (15%) had no jobs.

The inbreeding coefficient was lower among the 'poor' group and the 'unemployed'. It is quite likely that both these variables increased the 'age at marriage' and hence, indirectly decreased the chances of inter-familial marriage. In another study in Pakistan, Hussain & Bittles (1999) observed that women in consanguineous unions married at younger ages, while those in non-consanguineous unions had a higher age at marriage. Furthermore, ethnic affiliation appeared to influence age at marriage. It has been argued that in the case of consanguineous unions, the marriage negotiations and decision-making process between the prospective in-laws start early on, which explains the lower age at marriage (Donnan, 1995). Caldwell *et al.* (1983) argued that the continued rise in women's age at marriage may result in difficulty in finding suitable grooms within the family, which may increase the chances of out-marriage.

It appears that historically consanguineous unions were not customary in the Pashtun tribes of Bajaur Agency. Firstly, this is evident when marriages are observed with respect to subject's current age, year of marriage and age at marriage (Table 3). A drastic shift in the marriage pattern (i.e. increase in consanguinity level) was observed after 1985, the period coinciding with the Soviet invasion of Afghanistan and the geo-political turmoil in FATA. It has been hypothesized that in times of civil conflict intra-familial marriage is an advantageous strategy to optimize the security of couples, families and their communities (Bittles, 2012). However, after 1986–1995 there was a gradual decline in the prevalence of consanguineous unions. Secondly, marriages among 'non-related' exhibited a general rise over the time (Table 3). The distribution of marriages by subject's current age also showed that consanguineous unions were declining in the younger age intervals. This situation could be partially attributed to the fact that a large number of families were forced to migrate from Bajaur Agency due to military operations in the region, hence decreasing the kinship choices for marriages. Thirdly, this study shows that consanguineous unions among the subjects' parents were only 5.2%, while marriages of the 'non-related' type had the highest representation (62%). Nonetheless, parental marriage type was a predictor of subject's marriage type. Taken together, these data suggest that consanguineous unions have not been the preferred type of marital union in Bajaur Agency and the rate of consanguinity is in gradual decline.

Study limitations

This study has several limitations. For instance, the sample is only representative of the male population from public places and *hujras*. Ideally, a more representative sample would have been obtained through door-to-door surveys in major towns of seven *tehsils* of Bajaur Agency. The war situation in FATA has severely affected transport. Hence, travelling was very tedious for researchers in certain sampling sites. The selection of subjects was through convenience sampling, i.e. relatively safe and accessible areas of Bajaur Agency were visited and only with the permission of tribal elders/*maliks*. Moreover, the response rate was low in many areas as the subjects were reluctant to interact with the researchers coming from outside. Consent approval was low, particularly in towns with very low literacy rates. Thus, only four *tehsils* out of seven could be surveyed. It is pertinent to add that door-to-door visits were not possible because men are absent

from home during the day/working hours and women could not be interviewed by the male enumerators.

In conclusion, this study reports on the consanguinity rates and inbreeding coefficients in the turbulent and war-affected population of Bajaur Agency, Pakistan, and provides insights into the structure of Pashtun tribes living there. The research found that consanguineous unions are not common in Bajaur Agency and that first cousin marriages are not common. These observations suggest that there will be a significantly lower burden of consanguinity-associated morbidity/mortality in Bajaur Agency compared with other highly inbred populations of Pakistan. As a prospective study it would be interesting to observe consanguinity in other agencies of FATA and to witness regional variation in the inbreeding coefficient.

Acknowledgments

The authors are highly indebted to the subjects for their participation in this study. This study could not have been accomplished without the help of the resource personnel Mr Saboor Khan, Mr Sallah-Uddin and Mr Israr-Uddin. The study was partially supported by research grants from PSF-Islamabad and HEC-Pakistan.

References

- Badaruddoza & Afzal, M.** (1995) Effects of inbreeding on marriage payment in North India. *Journal of Biosocial Science* **27**, 333–337.
- Bittles, A. H.** (2010) Consanguinity, genetic drift, and genetic diseases in populations with reduced numbers of founders. In Speicher, M. R., Antonarakis, S. E. & Motulsky, A. G. (eds) *Vogel and Motulsky's Human Genetics*. Berlin Heidelberg, Springer-Verlag, pp. 507–728.
- Bittles, A. H.** (2012) *Consanguinity in Context*. Cambridge University Press, Cambridge.
- Bittles, A. H., Grant, J. C. & Shami, S. A.** (1993) An evaluation of consanguinity as a determinant of reproductive behaviour and mortality in Pakistan. *International Journal of Epidemiology* **22**, 463–467.
- Caldwell, J. C., Reddy, P. H. & Caldwell, P.** (1983) The causes of marriage change in South India. *Population Studies* **37**, 343–361.
- Donnan, H.** (1995) The rules and rhetoric of marriage negotiations among the Dhund Abbasi of Northeast Pakistan. *Ethnology* **24**(3), 183–196.
- FATA** (2014) *Federally Administered Tribal Areas Portal*. URL: www.fata.gov.pk (accessed June 2014).
- Government of NWFP** (1992) *SocioEconomic Profile of Bajaur Agency*. Planning and Development Department, Peshawar, 1992.
- Government of NWFP** (1994) *Population of FATA*. Pakistan Bureau for Statistics, Development Statistics, Peshawar.
- Hina, S. & Malik, S.** (2014) Pattern of consanguinity and inbreeding coefficient in Sargodha district, Punjab, Pakistan. *Journal of Biosocial Science* doi:10.1017/S0021932014000431
- Hussain, R.** (1999) Community perceptions of reasons for preference for consanguineous marriages in Pakistan. *Journal of Biosocial Science* **31**, 449–461.
- Hussain, R. & Bittles, A. H.** (1999) Consanguineous marriage and differentials in age at marriage, contraceptive use and fertility in Pakistan. *Journal of Biosocial Science* **31**(1), 121–138.
- Hussain, R. & Bittles, A. H.** (1998) The prevalence and demographic characteristics of consanguineous marriages in Pakistan. *Journal of Biosocial Science* **30**, 261–175.

- Jabeen, N. & Malik, S.** (2014) Consanguinity and its sociodemographic differentials in Bhimber District, Azad Jammu and Kashmir, Pakistan. *Journal of Health Population and Nutrition* **32**(2), 301–313.
- Kamalai, M. H.** (1985) *Law in Afghanistan: A Study of the Constitutions, Matrimonial Law and the Judiciary*. E. J. Brill, Netherlands.
- Kerr, B. R.** (2010) *A Progressive Understanding of Pashtun Social Structures Amidst Current Conflict in FATA*. Conflict and Peace Studies, Pakistan Institute for Peace Studies. URL: www.san-pips.com/download.php?f=139.pdf
- Mian, A. & Mushtaq, R.** (1994) Consanguinity in population of Quetta (Pakistan): a preliminary study. *Journal of Human Ecology* **5**, 49–53.
- Perveen, F.** (2012) Occurrence of consanguineous marriage in Bajaur Agency, Federally Administered Tribal Areas, Khyber Pakhtunkhwa, Pakistan. *Mintage Journal of Pharmaceutical and Medical Sciences* **1**, 23–27.
- Rahmanullah** (2010) *The Battle for Pakistan: Militancy and Conflict in Bajaur*. New America Foundation, Washington DC, USA. URL: <http://newamerica.net/sites/newamerica.net/files/policydocs/bajaur.pdf>
- Rehman, A.** (2010) Gene diversity and clinical analyses at ABO and Rh loci in Bajaur and Mohmand Agencies. MPhil Dissertation, Faculty of Biological Sciences, Quaid-i-Azam University, Islamabad.
- Rehman, A., Wahab, Z., Khattak, M. N. K. & Malik, S.** (2014) ABO and Rh (D) blood groups polymorphism in four tehsils of Bajaur Agency (Federally Administered Tribal Areas), Pakistan. *Anthropologist* **18**(1), 259–261.
- Saadat, M. & Tajbakhsh, K.** (2013) Prevalence of consanguineous marriages in west and south of Afghanistan. *Journal of Biosocial Science* **45**(6), 799–805.
- Saify, K. & Saadat, M.** (2012) Consanguineous marriages in Afghanistan. *Journal of Biosocial Science* **44**(1), 73–81.
- Shami, S. A., Grant, J. C. & Bittles, A. H.** (1994) Consanguineous marriages within social/occupational class boundaries in Pakistan. *Journal of Biosocial Science* **26**, 91–96.
- Shami, S. A. & Minhas, I. B.** (1984) Effects of consanguineous marriages on offspring mortality in the city of Jhelum, Punjab, Pakistan. *Biologia* **30**, 153–165.
- Shami, S. A. & Siddiqui, H.** (1984) The effects of parental consanguinity in Rawalpindi city (Punjab), Pakistan. *Biologia* **30**, 189–200.
- Sthanadar, A. A., Bittles, A. H. & Zahid, M.** (2014) Civil unrest and the current profile of consanguineous marriage in Khyber Pakhtunkhwa province, Pakistan. *Journal of Biosocial Science* **46**(5), 698–701.
- Ullah, S.** (2013) Study of polydactyly families from northern populations of Pakistan. MPhil Dissertation, Quaid-i-Azam University, Islamabad.
- Wahab, A. & Ahmad, M.** (1996) Biosocial perspective of consanguineous marriages in rural and urban Swat, Pakistan. *Journal of Biosocial Science* **28**, 305–313.
- Wahab, A., Ahmad, M. & Akram, S. S.** (2006) Migration as a determinant of marriage pattern: preliminary report on consanguinity among Afghans. *Journal of Biosocial Science* **38**(3), 315–325.
- Zaman, M.** (2008) Socio-cultural security, emotions and exchange marriages in an agrarian community. *South Asia Research* **28**(3), 285–298.