

# The Journal of Laryngology and Otology

EDITED BY  
SIR GEOFFREY BATEMAN

ASSISTANT EDITOR  
LIONEL TAYLOR

## Contents

Tympanic effusions in children . . . . .	STUART R. MAWSON and PAUL FAGAN	105
The demonstration of the cochlear vessels in the guinea pig by contrast injection . . . . .	A. AXELSSON	121
Intraesophageal pressures during phonation in laryn- gectomized patients. . . . .	ELLIOTT M. ZINNER and BERTRAM FLESHLER	129
✓ Myringoplasty . . . . .	J. D. K. DAWES	141✓
Angioma of the internal maxillary artery producing massive recurrent epistaxis . . . . .	L. PUPP and L. HUSZÁR	147
✓ Facial nerve palsy: Five-year survey . . . . .	SIEW RATANAPRASATPORN, ATTILIO RIZZA and ABRAHAM LAPIDOT	155✓
Clinical records—		
Parotitis, parotid abscess and facial palsy . . . . .	T. B. DUFF	161
Glue ear presenting as an aural foreign body: A report of three cases . . . . .	N. MACGILLIVRAY	167
Head injury and fractures of the ankylosed stapes . . . . .	K. W. R. MURPHY	169
Accessory auricles in the neck. . . . .	M. PUNYAMURTHY	173
Maxillary fibroma . . . . .	B. S. GREWAL, A. NIROLA and S. K. VERMA	175
Dysphagia caused by a foreign body of dental origin . . . . .	P. N. PATHAK	179
General notes . . . . .		183

Headley Brothers Ltd  
Ashford, Kent

# The Journal of Laryngology and Otology

(FOUNDED in 1887 by MORELL MACKENZIE and NORRIS WOLFENDEN)

EDITED BY  
SIR GEOFFREY BATEMAN

ASSISTANT EDITOR  
LIONEL TAYLOR

1. Original articles which have not been published elsewhere are invited and should be sent to the Editor. They are considered for publication on the understanding that they are contributed to this *Journal* solely. Reproduction elsewhere, in whole or in part, is not permitted without the previous written consent of the Author and Editor and the customary acknowledgement must be made.

2. Manuscripts should be typewritten, on one side only of the paper, and well spaced. Captions to illustrations should be typed on a separate sheet and sent at the same time as original photographs, etc.

The Harvard system of recording references should be used, e.g. GREEN, C., and BROWN, D. (1951), *Journal of Laryngology and Otology*, 65, 33. The titles of all Journals should be given without abbreviation.

It is most important that authors should verify personally the accuracy of every reference before submitting a paper for publication.

3. Galley proofs and engraver's proofs of illustrations are sent to the author. Corrections, which should be kept to a minimum, must be clearly marked, and no extra matter added. Proofs should be returned within 5 days.

4. Illustration blocks will normally be held by the Printers for three years, after which they will be destroyed. Any author is entitled to have these returned to him, but a request for this must be sent within three years of the appearance of the article, to HEADLEY BROTHERS LTD., The Invicta Press, Ashford, Kent. Coloured illustrations will be charged to authors, unless a special grant is authorized by the Editor.

5. Orders for reprints must be sent when returning galley proofs, and for this purpose special forms are supplied.

6. Editorial communications may be addressed to THE EDITOR, *Journal of Laryngology*, c/o HEADLEY BROTHERS LTD., The Invicta Press, Ashford, Kent.

7. The annual subscription is £8 (eight pounds sterling) post free; U.S.A. \$23 post free, and payable in advance.

8. Single copies of current or back numbers (when available) will be on sale at £1 (including postage) each.

9. All subscriptions, advertising and business communications should be sent to the publishers, or subscription agents.


**HEADLEY BROTHERS LTD.**

The Invicta Press, ASHFORD, Kent.

© *Journal of Laryngology and Otology Ltd.*, 1972

# AMPLIVOX 84

The successor to  
the world's most widely used  
clinical Audiometer.



Take a look at all the advantages you get  
with this superb audiometer.

- Pure tone at eleven frequencies—now including 750 Hz
- Bone conduction at eight frequencies
- Narrow band masking via insert and headphones  
Automatic presentation
- ISO specification
- Trimpot calibration
- Continuously variable second channel for ABLB  
(Fowler) recruitment test
- Tone decay test
- Illuminated patient's signal

**PLUS** Calibrated speech audiometry via microphone or tape.

Write now for illustrated brochure to :

**AMPLIVOX HEARING CONSERVATION LTD**

Beresford Avenue, Wembley, Middx. HAO 1RU. Phone : 01-902 8991

# Oto-, Rhino-, Laryngology

*Important, up-to-date, and scientifically accurate abstracts  
of reports from the world's biomedical literature dealing with  
Oto-, Rhino-, Laryngology  
are brought to your desk in this monthly publication.*

*First published in 1948,*

*Oto-, Rhino-, Laryngology currently contains some 4,750 abstracts each year.*

## MAIN CHAPTER HEADINGS

- |                                    |                                      |
|------------------------------------|--------------------------------------|
| 1. SKULL                           | 16. NASOPHARYNX                      |
| 2. FACE AND LIPS                   | 17. NASAL SINUSES                    |
| 3. MOUTH                           | 18. EXTERNAL EAR                     |
| 4. TONGUE                          | 19. MIDDLE EAR                       |
| 5. SALIVARY GLANDS                 | 20. INTERNAL EAR                     |
| 6. NECK                            | 21. OTOSCLEROSIS                     |
| 7. PHARYNX                         | 22. MENIERE DISEASE                  |
| 8. ESOPHAGUS                       | 23. FACIAL NERVE                     |
| 9. LARYNX                          | 24. VESTIBULAR SYSTEM                |
| 10. TRACHEA                        | 25. CEREBELLOPONTINE<br>ANGLE TUMORS |
| 11. BRONCHI, LUNGS,<br>MEDIASTINUM | 26. HEARING                          |
| 12. OLFACTORY SYSTEM               | 27. SPEECH                           |
| 13. EXTERNAL NOSE                  | 28. PHONiatrics                      |
| 14. NASAL CAVITY                   | 29. ANESTHESIA                       |
| 15. NASAL SEPTUM                   |                                      |

Specimen copies are available on request.

Annual Subscription Rate:  
U.S. \$50.00/£20. 19. Od. Sterling/Dfl. 180,00

## EXCERPTA MEDICA

Herengracht 119-123, Amsterdam, The Netherlands

Please mention *The Journal of Laryngology and Otology* when replying to advertisements

**“Your otitis externa patient  
needs something that  
attacks infection and fungi  
and inflammation  
and pain and irritation...”**


**Audicort helps you attack all five at once!**

Otitis externa usually means bacterial infection and fungal infection. So prescribe Audicort, the only ear drops with the five-way action.

Neomycin against bacteria plus undecylenic acid against fungi...plus triamcinolone acetonide against inflammation and irritation, benzocaine against pain.



**Lederle** *Research for*  
LABORATORIES *British Medicine*

 Cyanamid of Gt. Britain Ltd, Bush House, London WC2 B4PU

**Audicort\***  
EAR SOLUTION  
5 ml dropper bottles

\*Trademark. Full information on request

**Special features include:**

**1**  
Compact design with  
high intensity coaxial  
illumination

**2**  
Motorised zoom  
continuous magnification  
changer controlled by a  
new single foot pedal

**3**  
Motorised fine focus  
control operated by the  
same foot pedal – leaving  
both hands free for  
surgery

**4**  
Built-in geared tilting for  
accurate alignment of the  
microscope head

**5**  
Coupling K120/76 with  
geared angling movement  
of the microscope head.


# New

# Zeiss Operating Microscope 6


**ZEISS**Western  
Germany

6  
Alternative – Rollable –  
Motorised – Dual Purpose  
Stands

7  
Ceiling Suspension Unit  
for all Zeiss Operating  
Microscopes.  
Suitable for new and existing  
Theatres



Full details from  
Degenhardt & Co Ltd  
31/36 Foley Street  
London W1P 8AP  
Tel 01-636 8050 (15 lines)



Have you asked  
for your  
demonstration  
yet?

Geared Coupling  
K120/76

Geared tilting  
movement

Motorised  
fine focus

Motorised zoom  
magnification  
changer

 **Degenhardt**

# THERE IS NOTHING NEW ABOUT calgitex\* E.N.T. RIBBON GAUZE



Used extensively by E.N.T. surgeons throughout the world. Calgitex is highly suitable for packing procedures due to its soft texture, and slow absorption rate

- \*Extensive compatibility with antibiotics
- \*Non-adherent dressing.
- \*Easy and painless removal.

*Please send coupon for samples and literature:-*

Medical Alginates Limited.  
Wadsworth Road, Perivale,  
Middlesex, England.

NAME \_\_\_\_\_

ADDRESS \_\_\_\_\_

\_\_\_\_\_

Please send me samples and literature  
of Calgitex ENT Ribbon Gauze

**MEDICAL ALGINATES LTD.**

**Wadsworth Road, Perivale, Middlesex. Tel. 01-997 4441**

A member of the Optrex Group

\*Reg'd Trade Mark



# TRIALS CONFIRM FLOXAPEN'S EXCELLENT PERFORMANCE

Treatment succeeded clinically in 26 patients with staphylococcal infections and failed in four. It was unsuccessful either clinically or bacteriologically in two of three patients with pneumococcal infections. There were no serious side-effects. Three patients showed gastro-intestinal upset and two pyrexia due to penicillin hypersensitivity. No undue pain was experienced at the site of the injection. It is concluded that flucloxacillin is a useful addition to the therapeutic armamentarium against benzylpenicillin-resistant staphylococci.

and cloxacillin has made any dramatic cures of staphylococcal infection with new agents less impressive and remarkable than would have been the case 10 years ago. Nevertheless highly satisfactory responses were obtained with flucloxacillin at a dosage of 1.0 g daily, and cures obtained late in the trial in very ill patients using higher dose régimes can only be assessed as excellent by comparison with any other currently-available compounds and indicate the efficacy of flucloxacillin. It became apparent as the trial continued that severe staphylococcal infection contained by the

Above: Clinical Trials J. (1970) 7, 375.

Right: Clinical Trials J. (1970) 7, 372.

Floxapen, like Orbenin (cloxacillin B.P.), is active against virtually all staphylococci and all streptococci and pneumococci irrespective of their sensitivity to traditional penicillins, tetracyclines, fusidic acid, erythromycin and lincomycin.

The standard dose of Floxapen is only 250 mg. and will attain similar serum levels by oral or injectable routes. Therapy is therefore simpler and more effective than with Orbenin.

Floxapen offers the penicillin advantages of low toxicity and bactericidal action. It is also ideal for continuing outpatient treatment because of its convenient oral dosage.

Further information is available on request.

**Indications:** Infections due to sensitive Gram-positive organisms, including resistant staphylococci: skin and soft tissue infections, otitis media, sinusitis, infected wounds and burns, osteomyelitis and septic arthritis, pneumonia, empyema, septicaemia, endocarditis and meningitis.

**Dosage** Oral and intramuscular:  
Adults: 250 mg. q.i.d.  
Children: 2-10 years— $\frac{1}{2}$  adult dose.  
Under 2 years— $\frac{1}{4}$  adult dose.  
Oral doses should be taken one hour before meals.  
In severe infections dosages may be increased if required.

**Availability** Syrup 125 mg./5 ml.  
Capsules (black/caramel) and Vials, each containing 250 mg. flucloxacillin.

**Contra-indications** Penicillin hypersensitivity.  
Subconjunctival injection.

**Side-effects** As with other penicillins.

**Floxapen** *simplifies antibiotic treatment in hospital and after*  
flucloxacillin



Floxapen\* (flucloxacillin) is a British product originated by

**Beecham Research Laboratories, Brentford, England.** \*regd.



# THE LARYNGOSCOPE

A Monthly Journal  
devoted to the disease of  
EAR, NOSE AND THROAT

*Official organ for the American Laryngological  
Rhinological and Otological Society*

Price \$25.00 per year      Canada \$27.00 per year  
Foreign \$27.00 per year

ESTABLISHED 1896

JOSEPH H. OGURA, M.D.  
EDITOR

222 PINE LAKE ROAD, COLLINSVILLE,  
ILLINOIS 62234

For advertisement space in this Journal

apply to



**HEADLEY BROTHERS LTD.**

Ashford, Kent

Please mention *The Journal of Laryngology and Otology* when replying to advertisements


# HEAD SUPPORT

FOR POSITIVE POSITIONING  
OF THE HEAD IN SURGERY

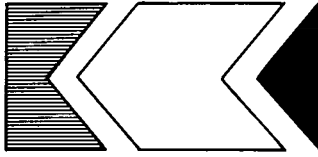


EAR SURGERY      NEUROSURGERY      EYE SURGERY

*Full details on application*  
DOWN BROS AND MAYER & PHELPS LIMITED  
CHURCH PATH MITCHAM SURREY ENGLAND



Please mention *The Journal of Laryngology and Otology* when replying to advertisements



# CRYOSURGERY

for ear nose and throat work



It is clear that Cryosurgery has a place in ENT surgery, particularly in the treatment of malignant tumours, vasomotor rhinitis, laryngeal papilloma and many other diseases. We have the instrument and the staff. Therefore throughout Great Britain ENT surgeons are able to call reliable and highly experienced technicians with our Cryosurgical equipment supremely able to give the service required until purchase is possible. For full details write or phone:-

KEELER INSTRUMENTS LTD · 21-27 MARYLEBONE LANE · LONDON W1M 6DS · TEL: 01 935 8512

01·935·8512



# the complete de-bugging device

## clears both fungi and bacteria in ear infections

*Candida albicans* and *Aspergillus niger* are isolated in over 20 per cent of cases of otitis externa, and if high success rates are to be achieved treatment must take account of this. Otoseptil® ear drops employs a very broad spectrum attack with efficient anti-inflammatory action.

The new antibiotic ester—neomycin undecylenate—provides potent dual bactericidal and antifungal activity.

Tyrothricin (containing gramicidin and tyrocin) effectively eliminates resistant Gram-positive cocci, while Hydrocortisone alcohol exerts its characteristic anti-inflammatory action. Rapid tissue contact is ensured by the penetrant Ethylene oxide polyoxypropylene glycol condensate, which is incorporated in the clear liquid ear drop.

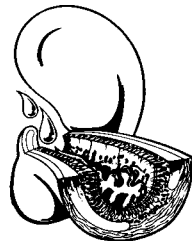
For pain relief, AUDAX® ear drops may be used concomitantly with Otoseptil® ear drops because they are completely miscible and compatible.

Full information is available on request.

\* Registered trade marks

# Otoseptil


ear drops



Napp Laboratories Limited,  
Watford WD27RA England

Please mention *The Journal of Laryngology and Otology* when replying to advertisements

## SYMBOL OF THE BEST IN MEDICAL TEXTS



### *Watch for these new books now in press . . .*

- RESPIRATORY TRACT FLUID** by Eldon M. Boyd, *Queen's Univ., Kingston, Ontario, Canada.* '72, about 370 pp., 93 il., 93 tables
- AN ATLAS OF SURGICAL ANATOMY AND TECHNIQUES OF THE TEMPORAL BONE** by Ralph J. Caparosa, *Univ. of Pittsburgh School of Medicine. Foreword by Raymond E. Jordan. Medical Illustrations by Ronald Filer.* '72, about 112 pp. (8½ × 11), 102 il. (11 in full color), 1 table
- OTITIS MEDIA: Proceedings of the National Conference, Callier Hearing and Speech Center, Dallas, Texas, edited by Aram Glorig, Callier Hearing and Speech Center, Dallas, and Kenneth S. Gerwin, Georgetown Univ. School of Medicine, Washington, D.C. (42 Contributors.) '72, 328 pp. (6¼ × 9¼), 101 il. (29 in full color), 33 tables, \$14.00**
- HYPERNASALITY: Considerations in Causes and Treatment Procedures** by Raymond Massengill, Jr., *Duke Univ. Medical Center, Durham, North Carolina. A Contribution by Richard B. Yules.* '72, about 98 pp., 96 il.
- ASSESSMENT OF AIRBORNE PARTICLES: Fundamentals, Applications, and Implications to Inhalation Toxicity** edited by Thomas T. Mercer, Paul E. Morrow and Werner Stober, *all of The Univ. of Rochester, New York. (26 Contributors.)* '72, about 640 pp. (6¼ × 9¼), 262 il., 58 tables

### *Ten outstanding books that should be in your professional library*


- A WORKBOOK IN CLINICAL AUDIO-METRY** by Lon L. Emerick, *Northern Michigan Univ., Marquette.* '71, 152 pp., 10 il., 5 tables, \$7.50
- LIPREADING: For The Oral Deaf and Hard-of-Hearing Person** by Elizabeth Hazard. '71, 228 pp., \$9.75
- SPEECHREADING (LIPREADING)** by Janet Jeffers and Margaret Barley, *both of California State College at Los Angeles.* '71, 408 pp., 25 il., 53 tables, \$17.75
- FUNDAMENTALS OF EAR TOMOGRAPHY** edited by Jorgen Jensen and Hans Roving. *Foreword by Gregers Thomsen. (12 Contributors.)* '71, 236 pp. (6¼ × 9¼), 272 il., 4 tables, \$19.00
- AUDIOLOGICAL EVALUATION OF THE PEDIATRIC PATIENT (2nd Ptg.)** by Maurice H. Miller and Ira A. Polisar. '71, 132 pp., 8 il., \$6.50
- ANESTHESIA: In Otolaryngology and Ophthalmology** by John C. Snow, *Boston Univ. School of Medicine. Foreword by Benjamin Kripke.* '72, 484 pp., 90 il., 6 tables, \$17.50
- CURRENT CONCEPTS OF THE HISTOLOGY OF ORAL MUCOSA: The Proceedings of a Symposium Held at The University of Illinois College of Dentistry** edited by C. A. Squier, *The London Hospital Medical College, London, England; and Julia Meyer, The Univ. of Illinois, Chicago. Introduction by Harry Sicher. (26 Contributors.)* '71, 324 pp. (7 × 10), 157 il., 18 tables, \$18.75
- METHODS OF OSSICULOPLASTY** by James R. Tabor. '71, 100 pp., 21 il., 48 tables, \$6.75
- HEARING AIDS FOR NERVE DEAFNESS** by Herman G. Wallenfels. '71, 132 pp., 5 il., 4 tables, \$7.00
- ATLAS FOR SURGICAL REPAIR OF CLEFT LIP, CLEFT PALATE, AND NONCLEFT VELOPHARYNGEAL INCOMPETENCE** by Richard B. Yules, *Harvard Univ. School of Medicine, Boston. Illustrated by Floyd A. Castonguay.* '71, 212 pp. (8½ × 11), 339 il., \$24.00

**CHARLES C THOMAS · PUBLISHER** 301-327 East Lawrence Avenue **SPRINGFIELD · ILLINOIS U.S.A.**

Please mention *The Journal of Laryngology and Otology* when replying to advertisements

Menière's syndrome is a specific condition  
Now there is a specific treatment

**Serc**<sup>®</sup>  
betahistine

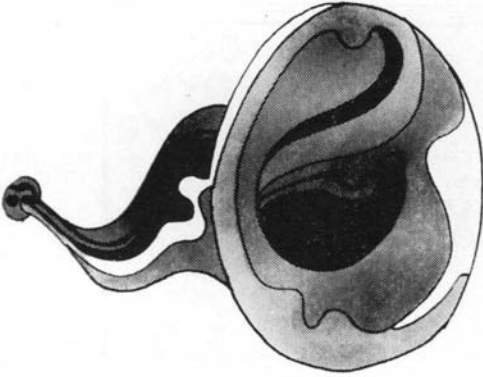


Menière's syndrome was first clearly defined over a century ago and since then has been recognised as a distinct disease entity characterised by vertigo, tinnitus and loss of hearing, frequently accompanied by nausea, earache and/or headache. To date, treatment of Menière's syndrome has been mostly empirical in nature and variable in its results. But now there is SERC—a new and specific treatment for Menière's syndrome. There is evidence that SERC acts against all the major manifestations of Menière's syndrome. Its effect on the episodes of vertigo, often the most disturbing symptom, is most striking<sup>1</sup>. SERC has been found to diminish, over a period of time, the intensity of tinnitus<sup>2</sup>. And it may also arrest hearing loss<sup>3</sup>. SERC is supplied as tablets containing 8 mg. betahistine dihydrochloride, in bottles of 100 tablets. Further information is available on request.

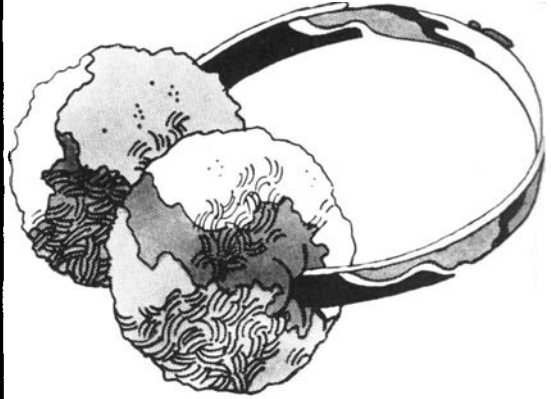
1. *Clinical Medicine* (1967) **74**:63 2. *Journal of the American Medical Association* (1966) **96**:187 3. *Archives of Otolaryngology* (1967) **86**:610

**duphar** DUPHAR LABORATORIES LIMITED BASINGSTOKE HANTS. TEL. 0256 26351  
PHILIPS-DUPHAR (IRELAND) LIMITED RAINSFORD STREET DUBLIN 9 TEL. DUBLIN 754271 

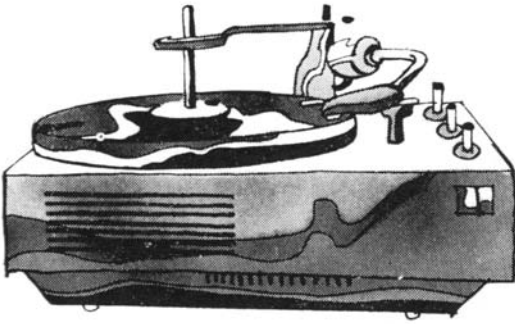
for old ears ...



for cold ears ...



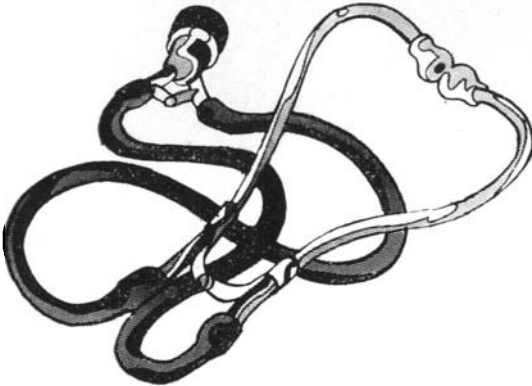
for musical ears ...



for mysterious ears ...



for medical ears ...

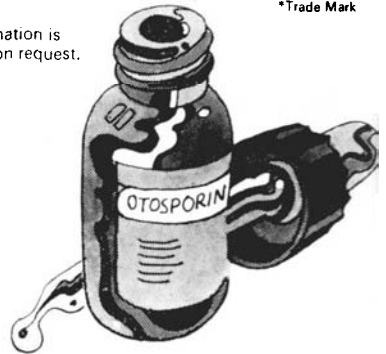


for patient ears ...

Anti-infective/anti-inflammatory, OTOSPORIN\*  
Drops contain polymyxin B sulphate, neomycin sulphate and hydrocortisone.  
Supplied in dropper bottles of 5 ml.

\*Trade Mark

Full information is available on request.



# OTOSPORIN clears infected ea



Burroughs Wellcome & Co. (The Wellcome Foundation Ltd.) Dartford, Kent







SIR GEOFFREY BATEMAN

The Directors and Shareholders of the Journal of Laryngology and Otology Limited offer their sincere and warm congratulations to the Chairman on his New Year Honour.

It is a happy coincidence that this award coincided with his Silver Jubilee as Assistant Editor and Editor of the Journal.