

The Journal of Laryngology and Otology

EDITED BY
WALTER HOWARTH

WITH THE ASSISTANCE OF
G. H. BATEMAN R. G. MACBETH V. E. NEGUS
R. SCOTT STEVENSON J. F. SIMPSON

Contents

METHODS OF AUDIOMETRY IN A MODERN DEAFNESS CLINIC	P. DENES and R. F. NAUNTON
A CLINICAL SURVEY INTO THE EFFECTS OF TURBO-JET ENGINE NOISE ON SERVICE PERSONNEL: SOME PRELIMINARY REMARKS	E. D. D. DICKSON and N. P. WATSON
EXPERIENCES OF PENICILLIN TREATMENT IN ACUTE OTITIS MEDIA	N. GREBELIUS and A. SJÖBERG
THE TURNING TEST WITH SMALL REGULABLE STIMULI—V.	A. A. J. VAN EGMOND, J. J. GROEN and L. B. W. JONGKEES
THE TURNING TEST WITH SMALL REGULABLE STIMULI—VI.	A. A. J. VAN EGMOND, J. J. GROEN, J. HULK and L. B. W. JONGKEES
CLINICAL RECORD— AN UNUSUAL CASE OF MÉNIÈRE'S DISEASE	J. EVANS
SOCIETIES' PROCEEDINGS— ROYAL SOCIETY OF MEDICINE—SECTION OF LARYNGOLOGY	
GENERAL NOTES	

London

Headley Brothers

109 Kingsway, W.C.2

Monthly, 4/- net post free

Annual Subscriptions 40/- net

The Journal of Laryngology and Otology

(Founded in 1887 by MORELL MACKENZIE and NORRIS WOLFENDEN)

EDITED BY

WALTER HOWARTH

WITH THE ASSISTANCE OF


G. H. BATEMAN R. G. MACBETH V. E. NEGUS
R. SCOTT STEVENSON J. F. SIMPSON

1. Original Articles are accepted on the condition that they have not been published elsewhere.
2. Manuscripts should be typewritten, on one side only of the paper, and well spaced.
3. Galley proofs and engraver's proofs of illustrations are sent to the author. Corrections, which should be kept to a minimum, must be clearly marked, and no additional matter added.
4. Blocks illustrating articles are normally paid for by the *Journal*. Authors may, however, be required at the Editor's discretion, to contribute towards the cost of these in cases where this is particularly heavy.
5. Orders for reprints should be sent when returning galley proofs, and for this purpose special forms are supplied.
6. Authors of original communications on Oto-Laryngology in other journals are invited to send a copy, or two reprints, to the *Journal of Laryngology*. If they are willing, at the same time, to submit their own abstract (in English, French, Italian, or German) it will be welcomed.
7. Editorial communications may be addressed to THE EDITOR, *Journal of Laryngology*, c/o HEADLEY BROTHERS, 109 Kingsway, London, W.C.2.
8. The annual subscription commencing with the January, 1950 issue is three guineas sterling, post free, and is payable in advance.
9. Single copies will be on sale at 7s. 6d. each; copies of parts up to Vol. LXIII may be purchased at 4s. each.
10. All subscriptions, advertising and business communications should be sent to the publishers, HEADLEY BROTHERS, 109 Kingsway, London, W.C.2.

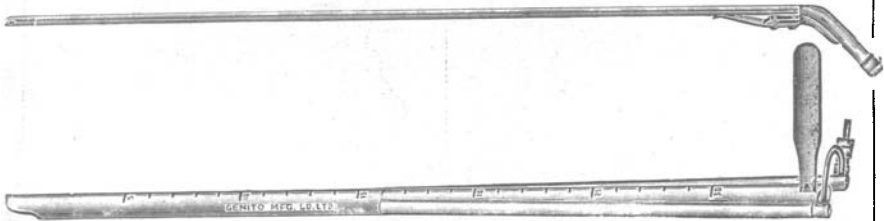
United States of America

Orders for this *Journal* may be sent either through a local bookseller, or to MESSRS. G. E. STEGHERT & CO., 31-33 East 10th Street, New York, or they may be sent direct to the publishers, HEADLEY BROTHERS, 109 Kingsway, London, W.C.2, England.

Please mention *The Journal of Laryngology* when replying to advertisements



**NEGUS' ENDOSCOPIC TABLE
WITH SUCTION PUMP**



**Oesophagoscope with detachable Suction Tube and Proximal
Lighting as designed for V. E. NEGUS, M.S., F.R.C.S.
Obtainable in 4 sizes**

MADE BY


THE G_{ENITO.} U_{RINARY} MFG. CO. LTD.

28a DEVONSHIRE STREET, LONDON, W.1

Telephone:
WELBECK 2835 (3 lines)

Telegrams:
CYSTOSCOPE, WESDO, LONDON

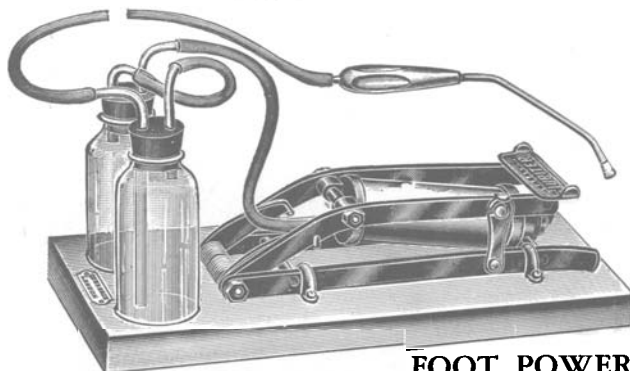
Please mention *The Journal of Laryngology* when replying to advertisements



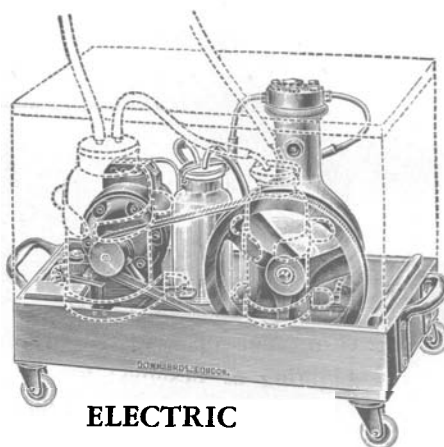

WATER

SUCTION APPARATUS

Particulars on application



FOOT POWER



ELECTRIC

DOWN BROS. & MAYER & PHELPS Ltd.

Correspondence: 23 PARK HILL RISE, CROYDON

Telephone: Croydon 6133, 6134, 6135

Showrooms: 32/34 NEW CAVENDISH STREET, LONDON, W.1

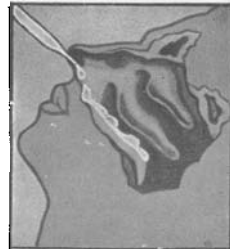
Telephone: WELBECK 3764

DOWN BROS. AND MAYER & PHELPS HAVE AMALGAMATED.
THE PERSONAL MANagements REMAIN AS HERETOFORE.

Please mention *The Journal of Laryngology* when replying to advertisements

PRESCRIBE THE EASY EFFECTIVE METHOD

When spraying, the patient can hold his head in a natural position, yet the solution spreads throughout the nasal cavity, assuring thorough treatment. Effective dropper-application, on the other hand, requires a complicated posture technique which patients are apt to neglect in home treatment.



DROPPER ?



**DeVilbiss
ATOMIZERS**



ATOMIZER ?

These illustrations, which are based on X-ray research, clearly demonstrate the advantages of the atomizer as compared with the dropper
 The **AEROGRAPH Co., Ltd., Lower Sydenham, London, S.E.26**
 Sole Distributors of DeVilbiss Products in the United Kingdom.
 Telephones: Sydenham 6060—8 Lines.

CVS—225

NOW READY

THE ACOUSTIC METHOD

For the Training of the Deaf and Hard-of-Hearing Child

By **MAX A. GOLDSTEIN, M.D., LL.D.**

This Volume contains 244 pages; 50 illustrations

Textile Leather (Waterproof) Binding

\$3.00 Postage Prepaid


Twelve chapters, including Evolution of the Acoustic Method — Definition and Principles of the Acoustic Method — The Practice of the Acoustic Method — The Pupil: (1) The Deaf Child; (2) The Hard-of-Hearing Child; (3) The Pre-School Deaf Child — The Teacher — Case Recording — Tests of Hearing — Audiometers — The Audiogram — Hearing Aids — Tactile Training — Anatomy of the Ear.

Published by **THE LARYNGOSCOPE PRESS**

640 South Kingshighway

St. Louis, Mo.

Please mention *The Journal of Laryngology* when replying to advertisements



THE S.D. PORTABLE AUDIOMETER

A.C./D.C.

THIS genuinely portable Audiometer, built into a strong carrying case, offers great accuracy combined with convenience in use.

It incorporates an extremely stable beat frequency oscillator giving a continuous range of frequency, and a built-in valve voltmeter not only allows accurate zero setting of frequency but ensures a constant result whatever the conditions of voltage or of valve life.

A crystal microphone and amplifier give excellent speech reproduction and in addition enable speech level tests to be made. A masking note of mixed low frequency and a manual mute are also provided.

Our Peepshow for testing the hearing of young children can be used with this Audiometer.

ALFRED PETERS & SONS LTD.
FARGATE HOUSE · SHEFFIELD 1

Please mention *The Journal of Laryngology* when replying to advertisements



THE SD/2 AUDIOMETER

THIS instrument offers not only great accuracy but incorporates some unique features, which allow a most comprehensive range of tests to be made and ensures a constant result under all conditions of voltage and valve life.

It includes among many facilities an automatic interruptor circuit, as well as a continuous tone: twin matched earphones allowing the test and masking tones to be switched to either ear, while a balance control enables the response of each ear to be matched simultaneously.


A built-in crystal microphone and amplifier give excellent speech reproduction and allow speech level tests to be made, while the built-in meter and cathode ray tube ensure continuing accuracy of frequency and output.

Our Peepshow for testing young deaf children may be used with this Audiometer.

ALFRED PETERS & SONS LTD.
FARGATE HOUSE · SHEFFIELD 1

Please mention *The Journal of Laryngology* when replying to advertisements

THE AMPLIVOX AUDIOMETER



The Basic Instrument of Modern Otology

NEW TESTS NOW POSSIBLE

Speech-loss measurement in decibels now obtainable through dynamic microphone and speech input meter.

Loudness balance control gives measurement of the recruitment factor.

Input for group-test equipment and gramophone.

CONSISTENT ACCURACY OF RESULTS

Eleven exact test frequencies 125-12,000 c.p.s.

Voltage compensation ensures that signal intensity does not vary should mains voltage do so.

CALIBRATED MASKING TONE

Masking intensity varies equally with normal hearing acuity over range 125-4,000 c.p.s., permitting accurate masking control. Calibrated in decibels.

SIMPLICITY OF OPERATION

Twin matched headphones (on double headband) for all air conduction tests; bone conductor on single headband, or interchangeable with one 'phone.

Hearing Loss dial calibrated in 5 dB steps from minus 10 dB to plus 100 dB.

Same figures on dial are read for air and bone conduction, and for all frequencies.

Full details are available from the manufacturer, who will gladly arrange demonstrations, if required.

AMPLIVOX LTD., 2 BENTINCK ST., LONDON, W.1. (Welbeck 2591)

Please mention *The Journal of Laryngology* when replying to advertisements

O T I T I S M E D I A

DECONGESTION-OSMOSIS WITH EFFECTIVE ANALGESIA

Decongestion successfully achieved by the addition of Ephedrine Sulphate which acts in synergy with the other ingredients to produce shrinkage of the mucosa, and promote drainage from the middle ear with rapid control of pain. The bactericidal constituents of Auralgicin cover a wide range of micro-organisms including those likely to be present in otitis media.

AURALGICIN

(BENGER)

Formula:

Benzocaine	1·5% w/v	Chlorbutol	1·0% w/v
EPHEDRINE SULPH.	1·0% w/v	Phenazone	5·0% w/v
Pot. Hydroxyquinoline Sulph.		0·1% w/v	
Glycerine Q.S.			

FOR EXTERNAL APPLICATION

BENGER'S LTD., HOLMES CHAPEL, CHESHIRE

Please mention *The Journal of Laryngology* when replying to advertisements

CONTENTS

METHODS OF AUDIOMETRY IN A MODERN DEAFNESS CLINIC. P. Denes and R. F. Naunton (London)	251
A CLINICAL SURVEY INTO THE EFFECTS OF TURBO-JET ENGINE NOISE ON SERVICE PERSONNEL: SOME PRELIMINARY REMARKS. Air Commodore E. D. D. Dickson and Flight-Lieutenant N. P. Watson (London)	276
EXPERIENCES OF PENICILLIN TREATMENT IN ACUTE OTITIS MEDIA. N. Grebelius and A. Sjöberg (Gothenberg)	286
THE TURNING TEST WITH SMALL REGULABLE STIMULI—V. A. A. J. Van Egmond, J. J. Groen and L. B. W. Jongkees (Utrecht)	299
THE TURNING TEST WITH SMALL REGULABLE STIMULI—VI. A. A. J. Van Egmond, J. J. Groen, J. Hulk and L. B. W. Jongkees	306
CLINICAL RECORD— An unusual Case of Ménière's Disease. J. Evans (London)	311
SOCIETIES' PROCEEDINGS— Royal Society of Medicine—Section of Laryngology	314
GENERAL NOTES	320

FOR ORAL MEDICATION

KERFOOTS
Proflavine
LOZENGES


enable the affected tissues
to be bathed in a naturally
buffered antiseptic solution.

Each contains
Proflavine Sulphate 3 mg.
In bottles of 36 and 500

KERFOOTS
Sulphanilamide
LOZENGES

are of special value in
throat affections due to local
streptococcal infection.

Each contains
Sulphanilamide gr. 1
In bottles of 50 and 500



Professional samples on request.

Thomas Kerfoot & Co. Ltd., Vale of Bardsley, Lancashire

K17

Please mention *The Journal of Laryngology* when replying to advertisements