

# The Journal of Laryngology and Otology

EDITED BY  
WALTER HOWARTH

WITH THE ASSISTANCE OF  
W. M. MOLLISON

## Contents

- THE INDICATIONS FOR THE LABYRINTH OPERATION  
WITH SPECIAL REFERENCE TO ACUTE DIFFUSE  
DESTRUCTIVE LABYRINTHITIS . . . . . ROBERT LUND
- THE IMPORTANCE OF OTOMICROSCOPY IN THE DIAGNOSIS  
AND TREATMENT OF THE SO-CALLED SECRETORY  
MIDDLE-EAR CATARRH . . . . . E. LÜSCHER
- CLINICAL RECORDS—
- HÆMOLYTIC STREPTOCOCCAL SEPTICÆMIA FOLLOW-  
ING TONSILLECTOMY WITH RECOVERY . . . . . N. F. KIRKMAN
- A SEVERE DEGREE OF MIDDLE-EAR DEAFNESS  
TREATED WITH SOME MEASURE OF SUCCESS  
BY SOURDILLE'S PROCEDURE . . . . . C. A. HUTCHINSON

SOCIETIES' PROCEEDINGS—

ROYAL SOCIETY OF MEDICINE—SECTION OF OTOLOGY

ABSTRACTS—

THE EAR

THE NOSE AND ACCESSORY  
SINUSES

THE TONSIL AND PHARYNX

THE ŒSOPHAGUS AND ENDOSCOPY  
MISCELLANEOUS

REVIEW OF BOOK


GENERAL NOTES

London  
Headley Brothers  
109 Kingsway, W.C.2

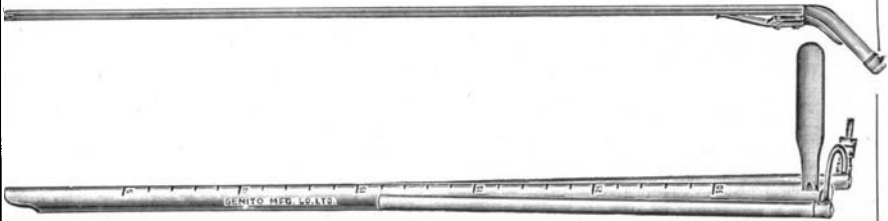
*Monthly, 4/- net post free*

*Annual Subscription, 40/- net*





**NEGUS' ENDOSCOPIC TABLE  
WITH SUCTION PUMP**



**Esophagoscope with detachable Suction Tube and Proximal  
Lighting as designed for V. E. NEGUS, M.S., F.R.C.S.  
Obtainable in 4 sizes**

MADE BY

**THE G. E. M. U. MFG. CO. LTD.**

**28a DEVONSHIRE STREET, LONDON, W.1**

Telephone:  
WELBECK 3520, 3529


Telegrams:  
CYSTOSCOPE, WESDO, LONDON

Please mention *The Journal of Laryngology* when replying to advertisements

# GUY'S SILENT SUCTION APPARATUS

as made for

WM. MAYHEW MOLLISON, C.B.E., F.R.C.S.




“An efficient *silent* suction apparatus is essential in many throat investigations and operations and indeed is used for many operations on other parts of the body.

“The above illustration shows an Electric Suction Apparatus which can rightly claim to be more efficient than the apparatus generally in use. The suction is continuous and so powerful that clots of blood and the most tenacious mucus are quickly removed. The apparatus is quiet and can easily be moved about the operation theatre and from one theatre to another. It is possible to use it for intra-tracheal

insufflation at the same time as suction since the pump delivers sixty litres of air per minute. The valves in the cylinder head are strong and specially designed for silence in operation and the sump of the machine carries enough oil for six months' continuous use; this ensures efficiency with the minimum of attention. The entire unit is mounted in a robust mahogany case which is fitted with four rubber-tyred castors. On the side of the case two large screw necked bottles are mounted. These bottles are the commercial “Kilner” type and can therefore be replaced with the minimum of expense. Blood and other fluids are removed from the operating field by the suction plant and find their way into the big bottle. The second bottle is a safety trap in the unlikely event of the first bottle becoming full at a moment when it is inconvenient to change it.

“There are no resistances to regulate the speed and in order to use the apparatus it is only necessary to connect it to the main electrical supply.” The makers are Down Bros., Ltd., London.



## DOWN BROS., LTD.

21 & 23 ST. THOMAS'S STREET, LONDON, S.E.1

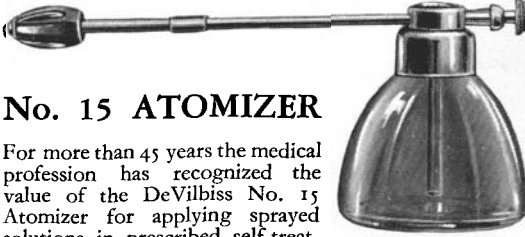
(Opposite Guy's Hospital)

and at 22a CAVENDISH SQUARE, LONDON, W.

Telephone : MAYFAIR 0406

Please mention *The Journal of Laryngology* when replying to advertisements

# PRESCRIBE DeVilbiss

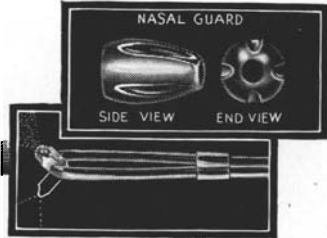


## No. 15 ATOMIZER

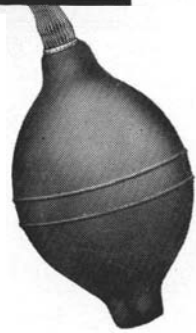
For more than 45 years the medical profession has recognized the value of the DeVilbiss No. 15 Atomizer for applying sprayed solutions in prescribed self-treatment. The adjustable gold tip permits spraying in any direction, the vented nasal guard prevents excess pressure in the nasal cavities and the atomizer may be sterilized easily and rapidly by boiling or passing the tip through a flame. Dependable and certain in the hands of the patient, the DeVilbiss No. 15 applies the treatment you want gently and thoroughly—may we suggest that you mark “DeVilbiss Atomizer No. 15” on your prescription where its use is indicated.

**AEROGRAPH Co., Ltd., 43 Holborn Viaduct, London, E.C.1.** Sole distributors of DEVILBISS products in the United Kingdom. Telephone: Holborn 1257 and 1258

Ventilating Grooves prevent excess pressure in Nasal Cavities.



Adjustable gold tip for spraying in any direction.



CVS-86

**FOURTH EDITION. FULLY REVISED.**  
*Demy 8vo, 473 pp. 243 Text Illustrations and 21 plates (of which 8 are in colour). 2os. net, postage 6d.*

## DISEASES OF THE NOSE, THROAT AND EAR

For Practitioners and Students

Edited by **A. LOGAN TURNER, M.D., LL.D., F.R.C.S.E.**  
*Consulting Surgeon, Ear and Throat Department, Royal Infirmary, Edinburgh*

*With the collaboration of*  
**J. S. FRASER, M.B., F.R.C.S.E., J. D. LITHGOW, M.B., F.R.C.S.E., G. EWART MARTIN, M.B., F.R.C.S.E.,  
 DOUGLAS GUTHRIE, M.D., F.R.C.S.E., CHARLES E. SCOTT, M.B., F.R.C.S.E., and  
 JOHN P. STEWART, M.D., F.R.C.S.E.**

“There is no other book which includes laryngology and otology with such success. . . . The present edition should surpass the previous issues in popularity.”—*British Medical Journal.*

**Bristol: John Wright & Sons Ltd. New Illustrated Catalogue free. London: Simpkin Marshall Ltd.**

*Urgently Needed*

## BACK VOLUMES OF THIS JOURNAL

Vol. I (1887) and Vol. II (1888)

*Full price refunded if sent to the Publishers*

## HEADLEY BROTHERS, 109 Kingsway, London, W.C.2

Please mention *The Journal of Laryngology* when replying to advertisements

*Mail Your Order Now!*

## PROBLEMS OF THE DEAF

By **MAX A. GOLDSTEIN, M.D., F.A.C.S.**

610 Pages—273 Illustrations—Leather Bound

\$6.00 Postage prepaid

An unusual, authoritative and comprehensive volume of XIX chapters, covering every phase of work with the Deaf, Deafened and Speech Defective, by an otologist and teacher of 40 years' experience, including :

Chronological History of Deafness—Anatomy and Physiology—Mechanics of Speech—Speech Defects—Cerebral Localization—Hearing Tests—Methods of Instruction—The Acoustic Method—Training of Teachers—The Deaf Child—Hard-of-Hearing Child—Physician and Deaf Child—Parent of Deaf Child—Deafened Adult—Hearing Aids—Schools for the Deaf—Quacks and Quackeries—Research.

Published by **THE LARYNGOSCOPE PRESS**

4574 West Papin Street

ST. LOUIS, MO.

## POLLEN GRAINS

*Their structure, identification and significance in science and medicine.*

By **R. P. WODEHOUSE, Ph.D.**

Scientific Director of the Hayfever Laboratory,  
The Arlington Chemical Company.

574 pages, 9 × 6, 123 illustrations

36/- net

A general treatment of pollen grains, giving special attention to the kinds which are wind pollinated and cause hayfever or are likely to be found fossilized in sedimentary deposits. The book sets forth and evaluates the characters whereby the pollen grains of different species may be distinguished, and those also which indicate phylogenetic differences and relationships.

The illustrations, original and almost all the work of the author, are a noteworthy feature of the book.

### CONTENTS

Introduction—Pollination and Fertilization—Pollen Grains and Worlds of Different Sizes.

#### PART I.—General

Historical Review—Methods of Collecting Pollen in Large Amounts—Preparation of Pollen for Microscopic Examination—Pollen Statistics: A Botanical and Geological Research Method by Prof. G. Erdtman—Atmospheric Pollen—Hayfever: Early Spring, Early Summer, Late Summer.

POLLEN GRAIN CHARACTERS—I. General—II. The Trischistoclastic System.

#### PART II.—Classification

Master Key—Fossil Gymnosperms: Living Gymnosperms: Key to the Genera—Angiospermæ—Glossary—Bibliography—Index.

**McGraw-Hill Publishing Company, Ltd.**

Aldwych House

London, W.C.2

Please mention *The Journal of Laryngology* when replying to advertisements

## THE INTRA-NASAL IONIZER FOR HAY FEVER AND NON-SUPPURATIVE RHINITIS

Pat. No. 373802

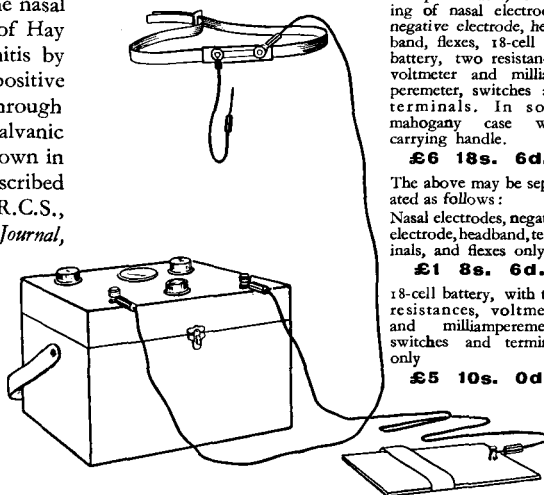
This apparatus is designed for the application of current to the nasal tissues for the treatment of Hay Fever and Paroxysmal Rhinitis by Ionization. It consists of positive and negative electrodes through which is conveyed a galvanic current from a battery as shown in the illustration, and was described by Mr. Philip Franklin, F.R.C.S., in the *British Medical Journal*, June 27th, 1931.

*Send for Booklet*

**THEODORE HAMBLIN**  
Ltd.

*Patentees and  
Manufacturers*

**15 WIGMORE STREET  
LONDON, W.1**



**PRICES :**

Complete Outfit, consisting of nasal electrodes, negative electrode, headband, flexes, 18-cell dry battery, two resistances, voltmeter and milliamperemeter, switches and terminals. In solid mahogany case with carrying handle.

**£6 18s. 6d.**

The above may be separated as follows :

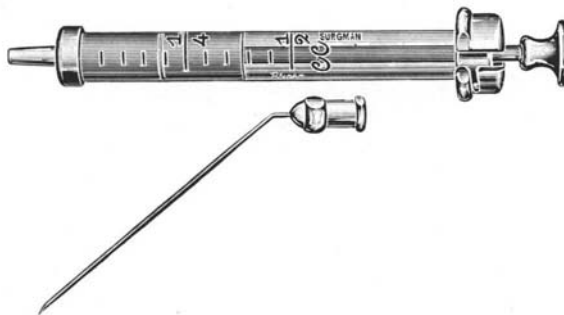
Nasal electrodes, negative electrode, headband, terminals, and flexes only

**£1 8s. 6d.**

18-cell battery, with two resistances, voltmeter and milliamperemeter, switches and terminals only

**£5 10s. 0d.**

## Gray's Intra-Tympanic Needle and Special Syringe



The illustration depicts a special needle and syringe for the injection of Thyroxine through the tympanic membrane for the treatment of otosclerosis, as designed by the late Dr. A. A. Gray.

$\frac{1}{2}$  c.cm. Record Syringes, with Pyrex glass barrels, **6/6** each.

Angled Stainless Steel Needles, **2/-** each.

Products of

**THE SURGICAL MANUFACTURING CO., LTD.**

**83-85 MORTIMER STREET, LONDON, W.1**

who will welcome the opportunity of making new instruments for all special requirements.

*Telephone:* MUSEUM 6473-4-5-6

*Telegrams:* SURGMAN, LONDON

Please mention *The Journal of Laryngology* when replying to advertisements

## RECENT ADVANCES IN

**LARYNGOLOGY & OTOLOGY**By **R. SCOTT STEVENSON, M.D., F.R.C.S.E.**

Surgeon, Metropolitan Ear, Nose and Throat Hospital, London.

With 128 Illustrations, including 13 Plates. **Price 15s.**

"The idea of the book is excellent, and the work has been carried out in a scholarly fashion."  
*Archives of Otolaryngology.*

"The material is well selected, well digested, and most important, is accurate in detail."  
*Annals of Otolaryngology, Rhinology and Laryngology.*

"It is a help to find the separate contributions of many research workers so ably sifted."—*Lancet.*

"The book will be of the greatest help to the specialist.....who wishes to refresh his memory."  
*British Medical Journal.*

**J. & A. CHURCHILL LTD., 104 Gloucester Place, London W.1**

**ADVERTISEMENTS**

For information regarding rates for Advertisements in  
 this Journal and space available, apply to

**HEADLEY BROTHERS, 109 KINGSWAY, LONDON, W.C.2**

to whom also all communications with regard to  
 Subscriptions should be addressed.

**BACK NUMBERS OF THE****Journal of Laryngology & Otology**

Back numbers of most issues of this Journal can be obtained from the Publishers,  
 HEADLEY BROTHERS, 109 Kingsway, London, W.C.2. The following, however,  
 are out of print, and no stock is at present available :

1887	January, April-June, and August-December.	1896	February and March.
1888	January-March, and August.	1897	January, June and August- October.
1889	November.	1902	February.
1890	August, October and November.	1914	August.
1891	January, March, June and September.	1916	April.
1892	January, and March-December.	1920	January and August.
1893	January and February.	1921	January-June, and September.
1894	November.	1924	January-March and July- December.
1895	January, February and August.	1931	October and November.
		1935	November.

If any subscribers have any of these copies which they do not need, it  
 would be greatly appreciated if they would return them to the Publishers who  
 will refund the full published price.

**HEADLEY BROTHERS, 109 KINGSWAY, LONDON, W.C.2**

Please mention *The Journal of Laryngology* when replying to advertisements



# The Journal of Laryngology and Otology

(Founded in 1887 by MORELL MACKENZIE and NORRIS WOLFENDEN)

EDITED BY  
WALTER HOWARTH

ASSISTED BY  
W. M. MOLLISON

1. Original Articles are accepted on the condition that they have not been published elsewhere.
2. Manuscripts should be typewritten, on one side only of the paper, and well spaced.
3. Galley proofs and engraver's proofs of illustrations are sent to the author. Corrections, which should be kept to a minimum, must be clearly marked and no additional matter added.
4. Orders for reprints should be sent when returning galley proofs, and for this purpose special forms are supplied, on which the price of the reprints is stated.
5. Authors of Original Communications on Oto-Laryngology in other Journals are invited to send a copy, or two reprints, to the *Journal of Laryngology*. If they are willing, at the same time, to submit their own abstract (in English, French, Italian, or German) it will be welcomed.
6. Editorial Communications may be addressed to THE EDITOR, *Journal of Laryngology*, c/o HEADLEY BROTHERS, 109 Kingsway, London, W.C.2.
7. The Annual Subscription commencing with the January issue is Two Pounds sterling, post free, and is payable in advance.
8. Single copies, both of the present and the previous series, are on sale at Four Shillings each.
9. All Subscriptions, advertising and business communications should be sent to the Publishers, HEADLEY BROTHERS, 109 Kingsway, London, W.C.2.

*United States of America*

Orders for this Journal may be sent either through a local bookseller, or to Messrs. G. E. STECHERT & CO., 31-33 East 10th Street, New York, or direct to the Publishers, HEADLEY BROTHERS, 109 Kingsway, London, W.C.2, England.

Please mention *The Journal of Laryngology* when replying to advertisements

# CONTENTS

	PAGE
THE INDICATIONS FOR THE LABYRINTH OPERATION WITH SPECIAL REFERENCE TO ACUTE DIFFUSE DESTRUCTIVE LABYRINTHITIS. Robert Lund (Copenhagen) . . . . .	425
THE IMPORTANCE OF OTOMICROSCOPY IN THE DIAGNOSIS AND TREATMENT OF THE SO-CALLED SECRETORY MIDDLE-EAR CATARRH. E. Lüscher (Bern) . . . . .	454
CLINICAL RECORDS—	
Hæmolytic Streptococcal Septicæmia following Tonsillectomy with Recovery. N. F. Kirkman (Manchester) . . . . .	462
A Severe Degree of Middle-Ear Deafness treated with some measure of success by Sourdille's Procedure. C. A. Hutchinson (Bath) . . . . .	465
SOCIETIES' PROCEEDINGS—	
Royal Society of Medicine—Section of Otology . . . . .	472
ABSTRACTS—	
The Ear . . . . .	483
Disproportionate Shortening of Bone-Conduction. A Statistical and Clinical Study. Antonio Ciocco; Gangrene of the Ear in Raynaud's Disease. L. Findeisen; Brain and Lung Abscesses and Benign Spontaneous Pneumothorax as Complications of Otitis Media. P. R. Allison, F. A. Hellier and G. S. Seed; On the Question of Lesions of the Ear in Leprosy. J. M. Burakow; Pathology of Paralyzes of the Abductor Nerve of Otitic Origin. Dr. E. Pogany.	
The Nose and Accessory Sinuses . . . . .	486
The Surgical Treatment of Chronic Frontal Sinusitis. A. Moulouguet and J. P. Demaldent.	
The Tonsil and Pharynx . . . . .	486
Papillomatous Hypertrophies of the Tonsil. H. Burger; Malignant Growths of the Epipharynx. S. Salinger and S. J. Pearlman.	
The Œsophagus and Endoscopy . . . . .	488
Surgical Treatment of Carcinoma of the Thoracic Œsophagus. E. S. J. King; Œsophagitis: A Clinical Study. P. P. Vinson and H. R. Butt; Is it an Advantage to make use of Kirmisson's hook for the Extraction of Coins from the Œsophagus? A. I. Kolomitshenko; A Case of Pulsion Diverticulum of the Œsophagus treated by Resection of the Pouch and by Extra-mucosal Œsophagotomy. A. Aubin.	
MISCELLANEOUS . . . . .	491
The Signs of Glosso-pharyngeal Paralysis. Raoul Caussé; Sinus Sepsis and Mental Disorder. Ronald E. Jowett; Medical Aspects of Aviation. A. C. Smith; Acute Suppurative Thyroiditis. R. Coope and L. Findlay; So-called "Mixed Tumours" of the Salivary and other Cervico-facial Glandular Formations. Roger Leroux and Jean Leroux-Robert; The Symptomatology of Thrombophlebitis of the Vertebral Vein. S. Unterberger.	
REVIEW OF BOOK . . . . .	495
GENERAL NOTES . . . . .	498