

The Journal of Laryngology and Otology

EDITED BY

WALTER HOWARTH

ASSISTANT EDITOR

G. H. BATEMAN

WITH THE COLLABORATION OF

Sir V. NEGUS R. G. MACBETH

Contents

ON THE NATURE AND VICISSITUDES OF THE ACCESSORY AIR SPACES OF THE MIDDLE EAR	A. TUMARKIN ✓
EARLY EXPERIENCES OF THE PLASTIC SURGERY OF THE SOUND CONDUCTING APPARATUS WITH REPORT OF 57 CONSECUTIVE CASES	PHILIP H. BEALES ✓
PHARYNGO-LARYNGECTOMY WITH PRIMARY "SLEEVE GRAFT" RECONSTRUCTION	H. J. SHAW and ✓ F. C. ORMEROD
CLINICAL RECORDS—	
CARCINOMA OF THE LARYNX. RECURRENCE OR SECOND PRIMARY?	P. B. FOXWELL ✓
OTOMYCOSIS CAUSED BY A RINGWORM FUNGUS	MARY P. ENGLISH ✓
GENERAL NOTES	

London

Headley Brothers Ltd

109 Kingsway WC2

Annual Subscription £3/3/0 net, U.S.A. \$10

Monthly, 7/6 net post free

The Journal of Laryngology and Otology

(FOUNDED in 1887 by MORELL MACKENZIE and NORRIS WOLFENDEN)

EDITED BY
WALTER HOWARTH

ASSISTANT EDITOR
G. H. BATEMAN

WITH THE COLLABORATION OF
Sir V. NEGUS R. G. MACBETH

1. Original Articles are accepted on the condition that they have not been published elsewhere.

2. Manuscripts should be typewritten, on one side only of the paper, and well spaced. Captions to illustrations should be typed on a separate sheet and sent at the same time as original photographs etc.

The Harvard system of recording references should be used, e.g. GREEN, C., and BROWN, D. (1951) *J. Laryng.*, 65, 33. Abbreviations of Journals should follow the style recommended in *World Medical Periodicals*, published by World Health Organization 1952.

It is most important that authors should verify *personally* the accuracy of every reference before submitting a paper for publication.

3. Galley proofs and engraver's proofs of illustrations are sent to the author. Corrections, which should be kept to a minimum must be clearly marked, and no extra matter added. Proofs should be returned within 5 days.

4. Illustration blocks are provided free up to the limit of £5 per article; beyond this authors are expected to pay half the cost. Coloured illustrations will be charged in full to authors.

Blocks will normally be held by the Printers for three years after which they will be destroyed. Any author who has borne a part of the cost of his blocks is entitled to have these returned to him, but a request for this must be sent within three years of the appearance of the article, to HEADLEY BROTHERS LTD., 109 Kingsway London, WC2.

5. Orders for reprints should be sent when returning galley proofs, and for this purpose special forms are supplied.

6. Authors of original communications on Oto-Laryngology in other journals are invited to send a copy, or two reprints, to the *Journal of Laryngology*. If they are willing, at the same time, to submit their own abstract (in English, French, Italian, or German) it will be welcomed.

7. Editorial communications may be addressed to THE EDITOR, *Journal of Laryngology*, c/o HEADLEY BROTHERS LTD., 109 Kingsway London, WC2.

8. The annual subscription is three guineas sterling (U.S.A. \$10) post free, and is payable in advance.

9. Single copies will be on sale at 7s. 6d. each; copies of parts up to Vol. LXIII may be purchased at 4s. each.

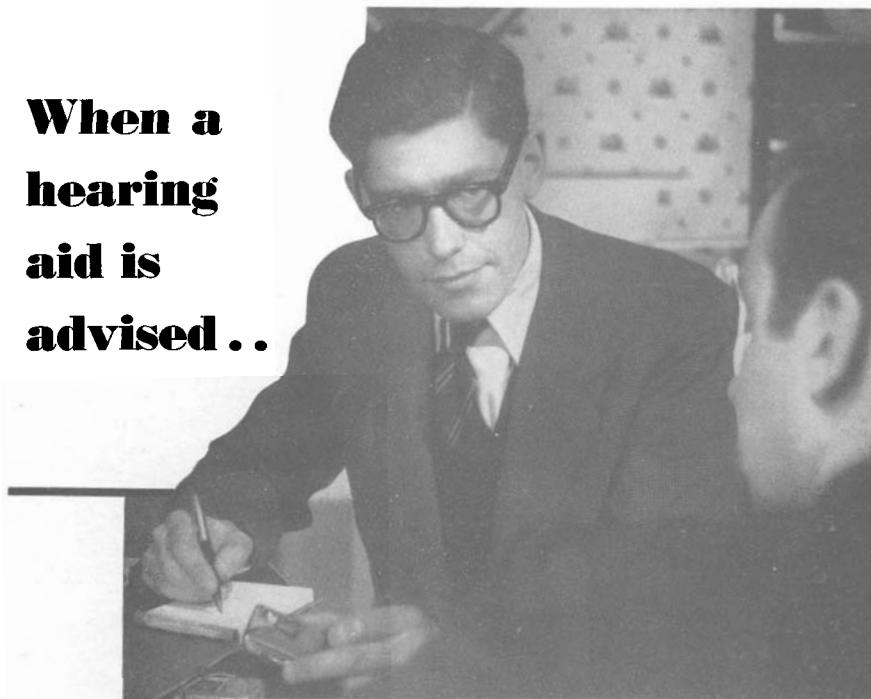
10. All subscriptions, advertising and business communications should be sent to the publishers, HEADLEY BROTHERS LTD., 109 KINGSWAY LONDON, WC2.

United States of America

Orders for this *Journal* may be sent through local bookseller, or to STECHERT-HAFNER, INC., 31-33 East 10th Street, New York, or direct to the publishers, HEADLEY BROTHERS LTD., 109 KINGSWAY LONDON, WC2, England.

Please mention *The Journal of Laryngology* when replying to advertisements

**When a
hearing
aid is
advised . .**



**. . you may confidently
recommend your patients
to S. C. INGRAM**

- ★ They can try the different makes of hearing aids
- ★ They get impartial advice on all makes of hearing aids
- ★ Their personal needs are given individual and continued attention
- ★ A full report on each fitting recommended is sent to the patient's ear specialist
- ★ They can compare at one consultation the different makes one with another

S. C. INGRAM Independent Hearing Aid Consultant

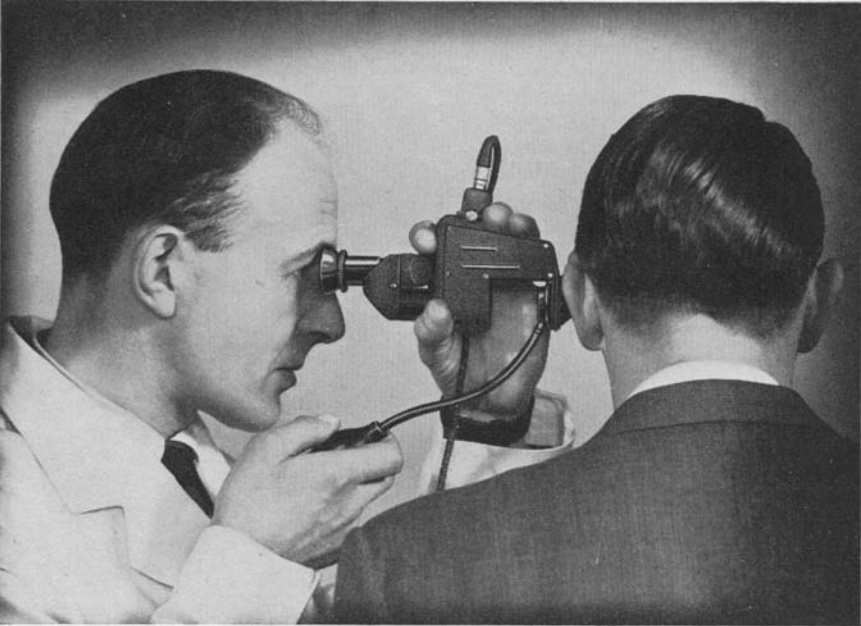
On the approved List of the National Institute for the Deaf

2 SHEPHERD STREET, SHEPHERD MARKET, LONDON, W.1

Hyde Park 9042

Please mention *The Journal of Laryngology* when replying to advertisements

**THE
HALLPIKE-BLACKMORE
MONOCULAR
EAR MICROSCOPE***



Patt. appl. for

THIS new instrument represents an important contribution to otology. It facilitates accurate clinical diagnosis and operative work of high precision.

- Intense light from 12 watt, silvered, pre-centred lamp.
- Unique dazzle-free optical system provides a critically defined image of the entire tympanic membrane at optimum $\times 6$ magnification.
- Variable field of view controlled by iris diaphragm in eyepiece to ensure total exclusion of reflexions from speculum walls.
- Ample space for insertion of operating instruments.
- Complete in carrying case with built-in transformer to permit use of the instrument on ward rounds, in consulting-rooms or theatre.

**J. Laryng.* (1953), 67, 108.

**39 WIGMORE STREET
LONDON W.1**



**617 S. 52nd STREET
PHILADELPHIA 43**

Please mention *The Journal of Laryngology* when replying to advertisements



INVALUABLE AIDS TO DIAGNOSIS

THE RANGE of the internationally known Peters audiometers is designed to meet all audiometric requirements, from those of a large Clinic to audiometric tests in schools.

In addition to a large speech audiometer for free-field work the range includes three pure-tone audiometers:

The SPD/2 Clinic Audiometer illustrated above, a most comprehensive instrument providing many facilities for advanced techniques. The SPD/3 Consulting Audiometer designed to meet all normal audiometric needs.

The SPD/1 Portable (Basic Diagnostic) the most recent addition

to the range, which ideally fills basic requirements in a portable form.

All three instruments offer a single zero reference level for all measurements, the Peters patented continuously variable attenuator and provision for simple speed audiometry. All are made to the same high standard, differing only in the facilities which they offer.

For the convenience of specialists all these instruments are available for demonstration at the ACOUSTICON Showrooms or, on request, at the specialist's consulting room or hospital.



Literature and any information on request:

122 Wigmore Street, London, W.1. Telephone: Welbeck 0935

St. Ann's Arcade, 12 St. Ann's Square, Manchester.

Telephone: Blackfriars 2109

128 Hope Street, Glasgow, C.2. Telephone Central 4634

ALFRED PETERS AND SONS LIMITED, VICTORIA WORKS, GELL STREET, SHEFFIELD,

Please mention *The Journal of Laryngology* when replying to advertisements


EAR WAX

Removed this easy way

The removal of wax from the external auditory meatus has, in the past, normally entailed attendance by the patient for diagnosis and for the prescription of a suitable loosening agent, and a second attendance a few days later for syringing.

Now, by the use of Cerumol Ear Drops, wax can be removed in most cases at one visit. A few drops of Cerumol can be instilled into the ear and, while another patient is being attended to, the soft cerumen dissolves and the harder wax disimpacts. The wax can then be removed by gentle syringing or with cotton wool. The wax may even be found to run out of the ear on its own accord, in which case patients themselves may instil Cerumol at home, obviating further attendances. Cerumol is anti-bacterial, non-irritating and harmless to the lining of the external auditory meatus or the tympanic membrane.

Cerumol is included in Category No. 4 of the M.O.H. classified list and may be prescribed on N.H.S. Form E.C.10.



CERUMOL
REGD. TRADE MARK

EAR DROPS

for the easier removal of wax

Distributors in U.K.

TAMPAX LIMITED, BELVUE ROAD, NORTHOLT,
GREENFORD, MIDDLESEX. Telephone: WAXlow 2244

If you wish to test for yourself and have not received recently a 10. c.c. vial please write or telephone direct to:

LABORATORIES FOR APPLIED BIOLOGY LTD.,
91, AMHURST PARK, LONDON, N.16 Tel.: STA 2252

*PACKS For Surgery Use :
10 c.c. vial — separate
dropper included
(Basic N.H.S. price 2/8)
for Hospital Use: 2 oz.
and 10 oz. bottles.*

Please mention *The Journal of Laryngology* when replying to advertisements

POST-TONSILLECTOMY COMFORT

Immediate pain relief—Speedier Convalescence

The pain of traumatized tissues following tonsillectomy, demands its own relief—and points the need for analgesia that quickly reaches the irritated area.

ASPERGUM provides 'salivary analgesia' through the simple act of chewing—it brings pain-relieving acetylsalicylic acid into *intimate* and *prolonged* contact with the tonsillar

region, seldom reached even intermittently by gargling. The rhythmic stimulation of muscular action also aids in relieving local spasticity & stiffness: more rapid tissue repair is promoted. Each pleasantly flavoured chewing gum tablet provides $3\frac{1}{2}$ grains acetylsalicylic acid, permitting frequent use. Particularly suitable for children.

Aspergum (Category 3)

for more than two decades a dependable and welcome aid to patient-comfort

Ethically promoted in packages of 16 tablets and moisture proof bottles of 36 and 250

WHITE LABORATORIES LTD., 428, SOUTHCROFT ROAD, LONDON, S.W.16

THE LARYNGOSCOPE

A Monthly Journal

devoted to the Diseases of the
EAR, NOSE AND THROAT

*Official organ for the American Laryngological,
Rhinological and Otological Society*

Price \$14.00 per year

Canada \$13.00 per year

MAX A. GOLDSTEIN, M.D.
FOUNDER

THEODORE E. WALSH, M.D.
EDITOR

640 SOUTH KINGSHIGHWAY
SAINT LOUIS 10, MO.

Please mention *The Journal of Laryngology* when replying to advertisements

CONTENTS

	PAGE
ON THE NATURE AND VICISSITUDES OF THE ACCESSORY AIR SPACES OF THE MIDDLE EAR. A. Tumarkin (Liverpool)	137
EARLY EXPERIENCES OF THE PLASTIC SURGERY OF THE SOUND CONDUCTING APPARATUS WITH REPORT OF 57 CONSECUTIVE CASES. Philip H. Beales (Doncaster)	162
PHARYNGO-LARYNGECTOMY WITH PRIMARY "SLEEVE GRAFT" RECONSTRUCTION. H. J. Shaw and F. C. Ormerod (London)	175
CLINICAL RECORDS—	
Carcinoma of the Larynx. Recurrence or Second Primary? P. B. Foxwell (London)	202
Otomycosis Caused by a Ringworm Fungus. Mary P. English (Bristol)	207
GENERAL NOTES	209

For Advertisement space in this Journal apply to:
HEADLEY BROTHERS Ltd, 109 Kingsway London WC2

Please mention *The Journal of Laryngology* when replying to advertisements