



# PDF-5+ 2025

## The Powder Diffraction Standard

Inorganic & Organic entries are combined into one powerful database with 1,104,100+ entries

- 626,100+ entries with atomic coordinates
- Features 457,800+ entries for inorganic materials and 650,200+ entries for organic materials
- All entries have digital patterns for use in total pattern analysis
- 997,300+ entries have  $I/I_c$  values for quantitative analysis by Reference Intensity Ratio
- All entries are stored in a standardized format for easy search and interpretation
- All entries go through a rigorous editorial process to ensure quality



Follow us on social media

THE POWDER DIFFRACTON FILE IS AVAILABLE FOR

## DOWNLOAD!



12 Campus Boulevard, Newtown Square, PA 19073

610.325.9814

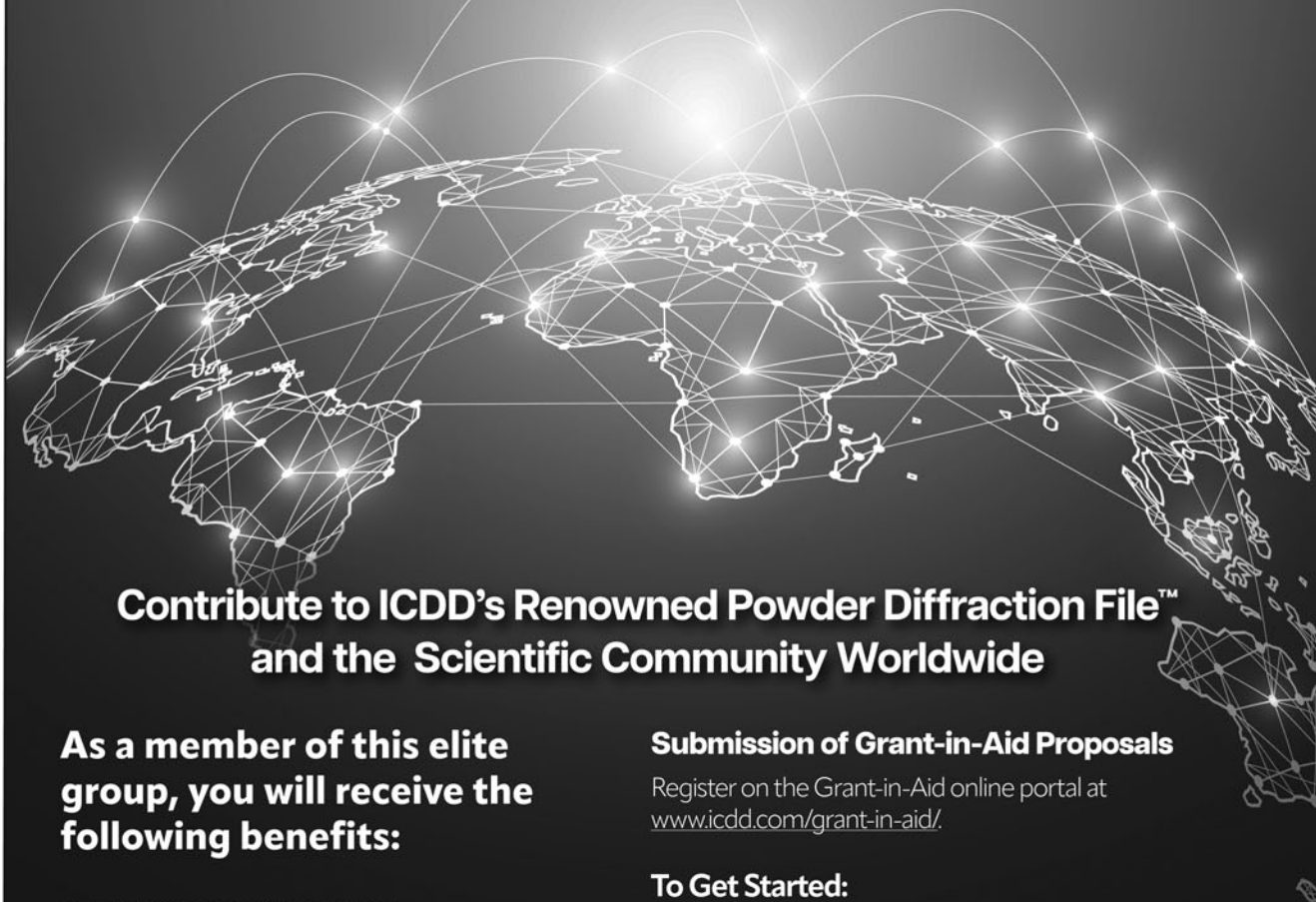
info@icdd.com

www.icdd.com/pdf-5



ICDD, the ICDD logo, PDF, Materials Data, JADE, Denver X-ray Conference, Denver X-ray Conference logo, and Materials Data-JADE-SM-WPF logo are registered in the U.S. Patent and Trademark Office. Powder Diffraction File, MDI, and the MDI-Materials Data logo are trademarks of the JCPDS-International Centre for Diffraction Data. ©2024 JCPDS-International Centre for Diffraction Data.

# ICDD GRANT-IN-AID PROGRAM



**Contribute to ICDD's Renowned Powder Diffraction File™  
and the Scientific Community Worldwide**

**As a member of this elite  
group, you will receive the  
following benefits:**

- 50% price reduction on PDF-5+
- Financial support to aid current research projects
- Publication of pattern(s) in The Powder Diffraction File™
- Receive a complimentary one-year subscription to *Powder Diffraction Journal*

#### **Submission of Grant-in-Aid Proposals**

Register on the Grant-in-Aid online portal at [www.icdd.com/grant-in-aid/](http://www.icdd.com/grant-in-aid/).

#### **To Get Started:**

- ✓ Register
- ✓ Upload CV or Resume
- ✓ Submit a Standard Reference Material (SRM) pattern and instrument description for review.

#### **After SRM approval, submit a proposal by simply providing:**

- ✓ Pattern & Material Information
- ✓ Researcher Information
- ✓ Instrument and Technique Information



[www.icdd.com/grant-in-aid](http://www.icdd.com/grant-in-aid)  
Denise DeI Casale,  
Grant-in-Aid Coordinator  
[Grants@ICDD.com](mailto:Grants@ICDD.com)



**All phases proposed must be new  
and not previously reported in the  
Powder Diffraction File™.**

# LET OUR TEAM OF EXPERTS HELP YOU TAKE YOUR SKILLS TO THE NEXT LEVEL!



## Fundamentals of X-ray Powder Diffraction Course:

For the novice with some XRD knowledge or for the experienced with an interest in the theory behind XRD, this course offers a strong base for increased lab performance.

The course covers instrumentation, specimen preparation, data acquisition and qualitative phase analysis through live demonstrations. It consists of hands-on exercises, demonstrating the latest software, including data mining with the Powder Diffraction File (PDF) and use of the powder diffractometer: optical arrangement, factors affecting instrumentation profile width, choice and function of divergence slit, calibration and alignment, detectors, and X-ray optics.

[www.icdd.com/xrd](http://www.icdd.com/xrd)



## Advanced Methods in X-ray Powder Diffraction Course:

For the experienced XRD scientist, this session offers enhanced analysis skills through intense problem solving, as well as an introduction to the Rietveld Method. The course emphasizes computer-based methods of data interpretation, both for qualitative and quantitative phase analysis.

The advanced course covers a wide range of topics including systematic errors, factors affecting intensities of diffraction peaks; data reduction algorithms; phase identification; advanced data mining with the PDF and its application in search/match; powder pattern indexing methods; structure solution methods; quantitative phase analysis using both reference intensity ratio (RIR) and Rietveld Method.

[www.icdd.com/xrd](http://www.icdd.com/xrd)



## Rietveld Refinement & Indexing Course:

Powder pattern indexing and Rietveld structural refinement techniques are complementary and are often combined to determine the structure of a material. Successful indexing of a powder pattern is considered strong evidence for phase purity. Indexing is considered a prelude to determining the crystal structure, and permits phase identification by lattice matching techniques. This course introduces the theory and formalisms of various indexing methods and structural refinement techniques along with quantitative analysis. One unique aspect of this course is the extensive use of computer laboratory problem solving and exercises that teach method development in a hands-on environment.

[www.icdd.com/rietveld](http://www.icdd.com/rietveld)



## Practical X-ray Fluorescence Course:

From theory to hands-on exercises, this course offers techniques and skills to improve lab performance. Discover the latest in cutting-edge instruments such as TXRF, hand-held devices, energy dispersive and wavelength dispersive spectrometers through live demonstrations.

The XRF course covers the basics of X-ray spectra; instrumentation design; methods of qualitative and quantitative analysis; specimen preparation and applications for both wavelength and energy dispersive spectrometry. The course emphasizes quantitative methods, use of automated X-ray spectrometers, review of mathematical matrix correction procedures, and new developments in XRF.

[www.icdd.com/xrf](http://www.icdd.com/xrf)

More information at [www.icdd.com/icdd-education](http://www.icdd.com/icdd-education)

**Please note:** A minimum of 10 registrants per course is required, otherwise the course will be cancelled and your registration fee will be refunded. You will be notified of a course cancellation no later than two weeks prior to the start of the course.

## For More Information Contact:

**Elizabeth Dempsey, Education Coordinator**  
Tel: 610.325.9814 Fax: 610.325.9823  
Email: [education@icdd.com](mailto:education@icdd.com)

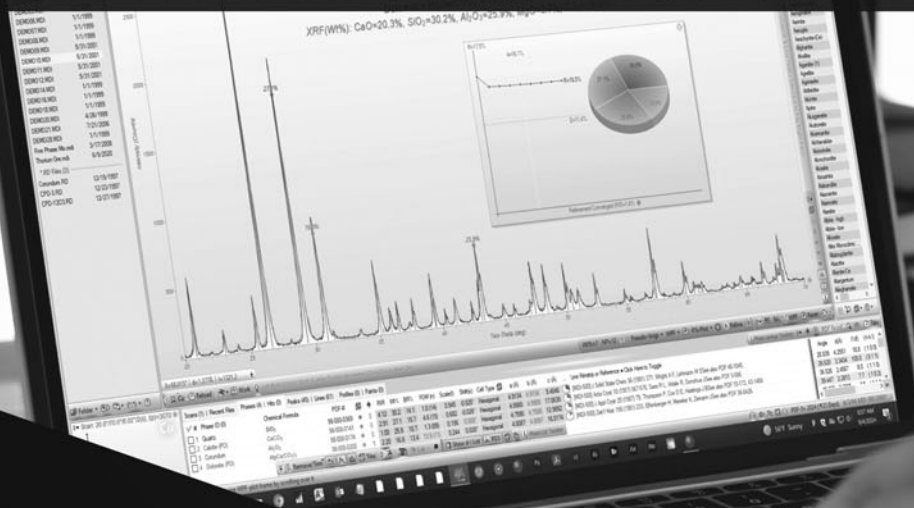
### Location

ICDD Headquarters  
12 Campus Boulevard  
Newtown Square, Pennsylvania 19073-3273 USA



ICDD, the ICDD logo, PDF, Materials Data, JADE, Denver X-ray Conference, Denver X-ray Conference logo, and Materials Data-JADE-SM-WPF logo are registered in the U.S. Patent and Trademark Office. Powder Diffraction File, MDI, and the MDI-Materials Data logo are trademarks of the JCPDS-International Centre for Diffraction Data. ©2024 JCPDS-International Centre for Diffraction Data.

11/24



# SAVE 15% on our New Bundles

PDF-5+ 2025 and JADE Pro

Want even better results from your PDF-5+ database? Choose JADE as the software vehicle for your phase identification and quantitative analysis needs. With a beautiful and configurable interface, JADE has the most complete and accurate search algorithms that allow you to best utilize the PDF-5+ database.



PDF-5+

PDF-5+ features more data, higher quality, more content, standardized data, and editorial evaluated data reviewed, edited and corrected prior to publication



JADE Pro

JADE Pro is a powerful, all purpose powder XRD pattern viewer, processing and analysis program with emphasis on quantification and phase ID.

THE POWDER DIFFRACTON FILE IS AVAILABLE FOR

**DOWNLOAD!**



12 Campus Boulevard  
Newtown Square, PA 19073

610.325.9814

info@icdd.com

www.icdd.com/pdf-4-axiom



Follow us on social media





## PDF-5+ Server Edition 2025

Extend the Power of Your Database  
Built for Teams of Ten or More



### PDF-5+ 2025

*The Powder Diffraction Standard*

- Inorganic & Organic entries are combined into one powerful database with 1,104,100+ entries
- 626,100+ entries with atomic coordinates
- Features 457,800+ entries for inorganic materials and 650,200+ entries for organic materials
- All entries have digital patterns for use in total pattern analysis
- 997,300+ entries have  $I/I_c$  values for quantitative analysis by Reference Intensity Ratio
- All entries are stored in a standardized format for easy search and interpretation
- All entries go through a rigorous editorial process to ensure quality



Follow us on  
social media

12 Campus Boulevard  
Newtown Square, PA 19073

610.325.9814

info@icdd.com

www.icdd.com/server-edition



Include JADE® Pro Analysis Software  
on Your Server Edition

- All-inclusive - Everything in JADE Standard and so much more
- Phase ID (Search/Match)
- Batch processing Whole Pattern Fitting (WPF) and Rietveld
- One-Click-Analysis™ for Whole Pattern Fitting (WPF)
- Pattern Indexing (All Crystal Systems)
- Rietveld Structure Refinement (Atomic Parameters)
- ab initio Tools (Charge Flipping +)
- Cluster Analysis of Powder Patterns
- Hardware Independent - supports a wide range of diffractometers
- Floating Network License - can work as a shareable multi-seat license



ICDD, the ICDD logo, PDF, Materials Data, JADE, Denver X-ray Conference, Denver X-ray Conference logo, and Materials Data-JADE-SM-WPF logo are registered in the U.S. Patent and Trademark Office. Powder Diffraction File, MDI, and the MDI-Materials Data logo are trademarks of the JCPDS-International Centre for Diffraction Data. ©2024 JCPDS-International Centre for Diffraction Data.



## PDF-2 2025

### Phase Identification + Value

PDF-2 is designed for phase identification for inorganic materials and common organic materials. Facilitates rapid materials identification.

- Features 359,400+ entries
- 252,600+ entries have  $I/I_c$  values for quantitative analysis by Reference Intensity Ratio (RIR) method
- Integrated data mining software
- Sleve search-indexing software included
- Combines powder and single-crystal data
- Rapid data mining with our 60 display fields coupled with 75 searches
- Five (5) year license

THE POWDER DIFFRACTON FILE IS AVAILABLE FOR  
**DOWNLOAD!**



📍 12 Campus Boulevard  
Newtown Square, PA 19073

☎ 610.325.9814

✉ info@icdd.com

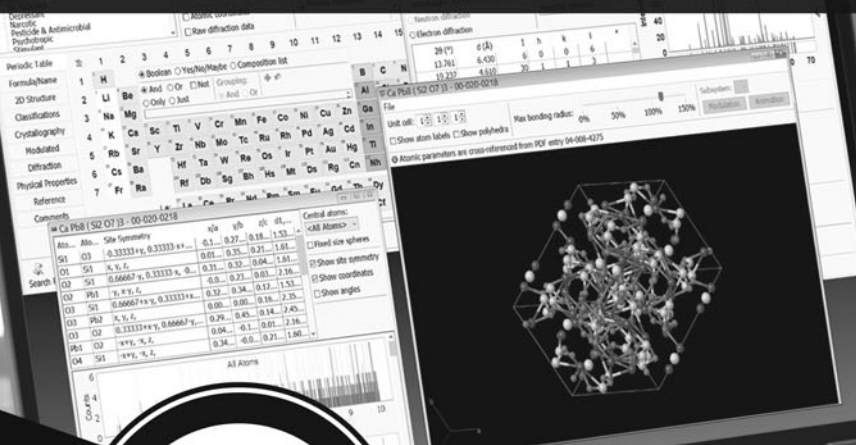
🌐 www.icdd.com/pdf-2



Follow us on  
social media



ICDD, the ICDD logo, PDF, Materials Data, JADE, Denver X-ray Conference, Denver X-ray Conference logo, and Materials Data-JADE-SM-WPF logo are registered in the U.S. Patent and Trademark Office. Powder Diffraction File, MDI, and the MDI-Materials Data logo are trademarks of the JCPDS-International Centre for Diffraction Data. ©2024 JCPDS-International Centre for Diffraction Data.



## PDF-4/Axiom 2025

### Quality Plus Value

PDF-4/Axiom is focused on identification and quantitation with data entries selected for benchtop users.

- Cost-effective
- Single License: Three (3) year license term
- Optional: Two (2) additional seats (three (3) year license term)
- Six (6) year and nine (9) year prepaid packages available
- New license available after term expires
- Featuring 110,800+ entries, including inorganic and organic entries
- 80,700+ entries with atomic coordinates
- Number of entries with  $I/I_c$  values: 79,500+
- Extensive data mining is facilitated with 139 display fields coupled with 82 searches
- Data focused on ambient entries
- Fundamental mineral entries
- ICDD data mining software Sleeve+ included

THE POWDER DIFFRACTON FILE IS AVAILABLE FOR

## DOWNLOAD!



12 Campus Boulevard  
Newtown Square, PA 19073

610.325.9814

info@icdd.com

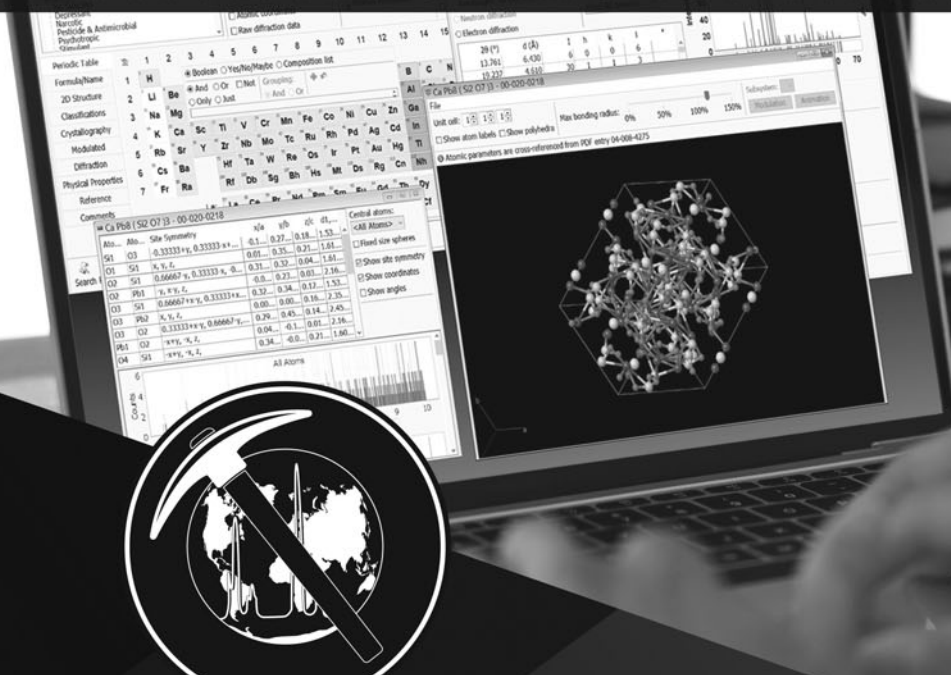
www.icdd.com/pdf-4-axiom



Follow us on  
social media



ICDD, the ICDD logo, PDF, Materials Data, JADE, Denver X-ray Conference, Denver X-ray Conference logo, and Materials Data-JADE-SM-WPF logo are registered in the U.S. Patent and Trademark Office. Powder Diffraction File, MDI, and the MDI-Materials Data logo are trademarks of the JCPDS-International Centre for Diffraction Data. ©2024 JCPDS-International Centre for Diffraction Data.



# PDF-4/Minerals 2025

## Comprehensive Mineral Collection

PDF-4/Minerals is the most comprehensive collection of mineral data in the world! Ninety-seven percent of all known mineral types, as defined by the International Mineralogical Association (IMA), are represented in the database.

- Rapid phase identification, plus support for automated quantitative analyses
- Features 53,400+ entries, including 43,900+ entries with atomic coordinates
- Integrated data mining software
- All entries have digital patterns for use in total pattern analysis
- More than 41,300+ entries have  $I/I_c$  values for quantitative analysis by Reference Intensity Ratio (RIR)
- Combines powder and single crystal data
- Classified by IMA designations
- A subset of the PDF-5+ database with all the features and capabilities, targeted to minerals and mineral related compounds
- Extensive data mining is facilitated with 139 display fields coupled with 84 searches
- One (1) year license serviced by subscription

THE POWDER DIFFRACTON FILE IS AVAILABLE FOR  
**DOWNLOAD!**



12 Campus Boulevard  
Newtown Square, PA 19073

610.325.9814

info@icdd.com

www.icdd.com/pdf-4-minerals



Follow us on  
social media



ICDD, the ICDD logo, PDF, Materials Data, JADE, Denver X-ray Conference, Denver X-ray Conference logo, and Materials Data-JADE-SM-WPF logo are registered in the U.S. Patent and Trademark Office. Powder Diffraction File, MDI, and the MDI-Materials Data logo are trademarks of the JCPDS-International Centre for Diffraction Data. ©2024 JCPDS-International Centre for Diffraction Data.



*The Best  
Just  
Got Better!*

Get your PDF-5+ 2024 by  
downloading from the cloud\*

\*Also available on USB & DVD



# Powder Diffraction File™ Databases & JADE® Software




**PDF-5+**  
The Next-Level Database



**PDF-5+/Web**  
Data on the Go



**PDF-4/Axiom**  
Quality + Value



**PDF-4/Minerals**  
Comprehensive  
Mineral Collection



**ICDD Server Edition**  
Extend the Power  
of Your Database



**PDF-2**  
Phase Identification + Value



**JADE Pro**  
All-Inclusive



ICDD, the ICDD logo, PDF, Materials Data, JADE, Denver X-ray Conference, Denver X-ray Conference logo, and Materials Data-JADE-SM-WPF logo are registered in the U.S. Patent and Trademark Office. Powder Diffraction File, MDI, and the MDI-Materials Data logo are trademarks of the JCPDS-International Centre for Diffraction Data. ©2023 JCPDS-International Centre for Diffraction Data

Introducing the 2024 Powder Diffraction File™

*The Best Just Got Better!*



# PDF-5+

## The Next-Level Database

PDF-5+ is the world's most comprehensive Powder Diffraction File™ (PDF®) database with 1,060,000+ entries! Combining ICDD's PDF-4+ and PDF-4/Organics databases, PDF-5+ contains 442,600+ inorganic and 623,000+ organic entries to ensure that you have the data you need for all of your phase identification needs. With every entry editorially reviewed and assigned quality marks, the curated PDF-5+ database allows users to do quantitative analysis by any of three methods: Rietveld Analysis, Reference Intensity Ratio (RIR) Method, or Whole Pattern Fitting.

12 Campus Boulevard  
Newtown Square, PA 19073  
(610) 325-9814  
marketing@icdd.com  
www.icdd.com



Follow Us  
On Social Media

## KEY POINTS

- Featuring 1,061,890+ Entries, including 586,700+ Entries with Atomic Coordinates, 623,050+ Organic Entries
- Combines Powder and Single Crystal Data
- Analyze X-ray, Synchrotron, Electron & Neutron Data
- Digitized Patterns
- Molecular Graphics



Get your PDF-5+ 2024 by  
downloading from the cloud\*

\*Also available on USB & DVD



ICDD, the ICDD logo, PDF, Materials Data, JADE, Denver X-ray Conference, Denver X-ray Conference logo, and Materials Data-JADE-SM-WPF logo are registered in the U.S. Patent and Trademark Office. Powder Diffraction File, MDI, and the MDI-Materials Data logo are trademarks of the JCPDS-International Centre for Diffraction Data. ©2023 JCPDS-International Centre for Diffraction Data