

THE JOURNAL OF HYGIENE

EDITED BY

GEORGE H. F. NUTTALL, M.D., PH.D., Sc.D., F.R.S.

QUICK PROFESSOR OF BIOLOGY IN THE UNIVERSITY OF CAMBRIDGE

IN CONJUNCTION WITH

JOHN S. HALDANE, M.D., LL.D., F.R.S.,
Late Reader in Physiology in the University of Oxford.

CHARLES J. MARTIN, M.B., D.Sc., F.R.S.,
Director of the Lister Institute, London.

J. C. G. LEDINGHAM, M.B., D.Sc.,
Bacteriologist-in-Chief, Lister Institute, London.

G. S. GRAHAM-SMITH, M.D.,
University Lecturer in Hygiene, Cambridge.

M. GREENWOOD, JUNR., M.R.C.S.,
Statistician, Lister Institute, London.

PUBLISHED QUARTERLY



CAMBRIDGE UNIVERSITY PRESS

C. F. CLAY, MANAGER

LONDON: FETTER LANE, E.C. 4

EDINBURGH: 100, PRINCES STREET

ALSO

H. K. LEWIS AND CO. LTD., 136, GOWER STREET, LONDON, W.C. 1
WILLIAM WESLEY AND SON, 28, ESSEX STREET, STRAND, LONDON, W.C. 2

CHICAGO: THE UNIVERSITY OF CHICAGO PRESS

BOMBAY, CALCUTTA AND MADRAS: MACMILLAN & CO., LTD.

TORONTO: J. M. DENT AND SONS, LTD.

TOKYO: THE MARUZEN-KABUSHIKI-KAISHA

Price Seven Shillings net

Issued July 19, 1917

THE UNIVERSITY OF CHICAGO PRESS

THE UNIVERSITY OF CHICAGO SCIENCE SERIES

THE ORIGIN OF THE EARTH. By THOMAS CHROWDER
CHAMBERLIN, Head of the Department of Geology in the University of
Chicago.

This book, by one of the leading geologists of the world, sets forth the disclosures that led to the rejection, one after another, of the older views of the origin of our planet, the futile attempts then made to emend these or to build others upon the same foundations, the final rejection of all these, and the construction of a radically new view based on a new dynamic foundation. The later chapters of the book treat of the early stages of the earth and of the way in which its leading processes took their start from their cosmogonic antecedents, these being held to be essential factors in the genesis of the planet. The beginning of the inquiry is set forth in the Introduction; the successive chapters are entitled: "The Gaseous Theory of Earth-Genesis in the Light of the Kinetic Theory of Gases"; "Vestiges of Cosmogonic States and Their Significance"; "The Decisive Testimony of Certain Vestiges of the Solar System"; "Futile Efforts"; "The Forbidden Field"; "Dynamic Encounter by Close Approach"; "The Evolution of the Solar Nebula into the Planetary System"; "The Juvenile Shaping of the Earth"; "Inner Reorganization of the Juvenile Earth"; "Higher Organization in the Great Contact Horizons."

xii + 272 pages, 12mo, cloth; 6s net.

Volumes already Published

THE EVOLUTION OF SEX IN PLANTS. By JOHN M. COULTER, Head of
the Department of Botany in the University of Chicago. x + 140 pages,
12mo, cloth; 4s net.

INDIVIDUALITY IN ORGANISMS. By CHARLES MANNING CHILD, Associate
Professor of Zoölogy in the University of Chicago. x + 212 pages, 12mo,
cloth; 5s net.

Volumes in Preparation

FINITE COLLINEATION GROUPS. By HANS F. BLICHFELDT.

THE ISOLATION AND MEASUREMENT OF THE ELECTRON. By
ROBERT ANDREWS MILLIKAN.

A FACTORIAL THEORY OF EVOLUTION. By WILLIAM LAWRENCE
TOWER.

CHEMICAL SIGNS OF LIFE. By SHIRO TASHIRO.

THE EVOLUTION OF REPTILES. By SAMUEL WENDELL WILLISTON.

FOOD POISONING. By EDWIN OAKES JORDAN.

THE LIVING CYCADS. By CHARLES JOSEPH CHAMBERLAIN.

MECHANICS OF DELAYED GERMINATION IN SEEDS. By WILLIAM
CROCKER.

THE RIGIDITY OF THE EARTH AND OF MATERIALS. By A. A.
MICHELSON.

THE PROBLEM OF FERTILIZATION. By FRANK R. LILLIE.

LINEAR INTEGRAL EQUATIONS IN GENERAL ANALYSIS. By
ELIAKIM HASTINGS MOORE.

THE CAMBRIDGE UNIVERSITY PRESS

Agents for the British Empire

London, Fetter Lane, E.C. 4

THE CAMBRIDGE PUBLIC HEALTH SERIES

Under the Editorship of

G. S. GRAHAM-SMITH, M.D., AND J. E. PURVIS, M.A.

Occupations from the Social, Hygienic, and Medical Points of View. By Sir THOMAS OLIVER, M.A., M.D., LL.D., D.Sc., F.R.C.P., Professor of the Principles and Practice of Medicine, University of Durham. Demy 8vo. 6s. net.

The Chemical Examination of Water, Sewage, Foods and other Substances. By J. E. PURVIS, M.A., University Lecturer in Chemistry and Physics as applied to Hygiene and Public Health, Cambridge, and T. R. HODGSON, M.A., Public Analyst for the County Boroughs of Blackpool and Wallasey. Demy 8vo. 9s. net.

The Bacteriological Examination of Food and Water. By WILLIAM G. SAVAGE, B.Sc., M.D., D.P.H., County Medical Officer of Health, Somerset. Second edition. Demy 8vo. With 16 illustrations. 8s. net.

Sewage Purification and Disposal. By G. BERTRAM KERSHAW, M.Inst.C.E., Consulting Engineer, Engineer to the Royal Commission on Sewage Disposal. Demy 8vo. With 4 tables and 56 text-figures and plans. 12s. net.

Post-mortem Methods. By J. MARTIN BEATTIE, M.A., M.D., Professor of Bacteriology, University of Liverpool. Demy 8vo. With 8 plates and 3 text-figures. 10s. 6d. net.

Isolation Hospitals. By H. FRANKLIN PARSONS, M.D., D.P.H., formerly First Assistant Medical Officer of the Local Government Board. Demy 8vo. With 55 text-figures. 12s. 6d. net.

Infant Mortality. By HUGH T. ASHBY, B.A., M.D., B.Ch. (Camb.), M.R.C.P. (London). Demy 8vo. With 9 illustrations. 10s. 6d. net.

Flies in Relation to Disease. Bloodsucking Flies. By EDWARD HINDLE, B.A., Ph.D., Assistant to the Professor of Biology, Cambridge. Demy 8vo. With 88 text-figures. 12s. 6d. net.

Flies in Relation to Disease. Non-Bloodsucking Flies. By G. S. GRAHAM-SMITH, M.D., Lecturer in Hygiene in the University of Cambridge. Demy 8vo. Second edition, revised and enlarged. With 27 plates, 32 text-figures and 20 charts. 12s. 6d. net.

A list of volumes in preparation will be sent on application

CAMBRIDGE UNIVERSITY PRESS, FETTER LANE, LONDON, E.C. 4
C. F. CLAY, Manager

THE CAUSES OF TUBERCULOSIS

TOGETHER WITH SOME ACCOUNT OF THE PREVALENCE
AND DISTRIBUTION OF THE DISEASE

By

LOUIS COBBETT, M.D., F.R.C.S.

University Lecturer in Pathology, Cambridge

Cambridge Public Health Series. Demy 8vo. Pp. xvi + 708

With 23 plates and 8 diagrams. Price 21s net

"A volume which is rich in material, and one which every physician and surgeon cannot fail to profit by. It is seldom, indeed, that we have so much of real practical, everyday value from the pen of a pathologist....The book is one which will be found of very special assistance to every medical practitioner....A book which we can warmly recommend to the profession."—*Medical World*

THE HOUSE-FLY

Musca domestica Linn.

ITS STRUCTURE, HABITS, DEVELOPMENT, RELATION
TO DISEASE AND CONTROL

By

C. GORDON HEWITT, D.Sc., F.R.S.C.

Dominion Entomologist of Canada, formerly Lecturer in Economic Zoology
in the University of Manchester

Cambridge Zoological Series. Demy 8vo. Pp. xvi + 382

With 104 illustrations and a map. Price 15s net

"Dr Hewitt's book can be most heartily commended to all enthusiasts on behalf of public health, as well as to students of the anatomy and life-history of insects."—*Nature*

HOUSE-FLIES AND HOW THEY SPREAD DISEASE

By

C. GORDON HEWITT, D.Sc., F.R.S.C.

Cambridge Manuals Series. Cloth, 1s 3d net; leather, 2s 6d net

"Dr Hewitt's little volume is especially comprehensive and well arranged. The book contains a bibliography and is sufficiently indexed and illustrated, making altogether, perhaps, as good a manual on the subject as could at the present state of our knowledge be produced in similar compass."—*Times*

CAMBRIDGE UNIVERSITY PRESS, FETTER LANE, LONDON, E.C. 4
C. F. CLAY, Manager

An Appeal for Specimens and Information
relating to *Pediculus humanus* (incl. *capitis*
and *corporis*) and *Phthirus*.

Being engaged in an investigation on human lice, the writer desires to obtain specimens and accurate information concerning these parasites from different parts of the world.

The specimens should be killed and well preserved in 70 % alcohol; about fifty adults besides larvae, if obtainable, are desired from each locality. Head-lice and body-lice should be kept apart. They should be accompanied by brief notes regarding their prevalence on the races or inhabitants of the region whence they are sent.

Where specimens are not procurable, any written communication on the subject will be welcome, and references to the mention of lice in works of travel may prove useful.

A careful survey of the literature on *Pediculus* has shown that there is a lack of precise information regarding these most common human parasites in respect to their distribution, prevalence, coloration when alive, and their site of parasitism on the host. Whereas most authors assert that "capitis" and "corporis" occur only upon the head and clothing respectively, there are several recorded observations disproving the statement since both have been occasionally signalled as present on the body with their nits upon the body-hair. It would be interesting to determine by careful inspection how frequently this more generalized infestation occurs. The data relating to the geographical distribution are scattered and insufficient, nevertheless they appear to have led to the assumption that *Pediculus*, under favourable conditions, accompanies man in all climates. There is extraordinarily little recorded regarding the geographical distribution of *Phthirus*.

The writer will gratefully acknowledge the source of any specimens or information which he may receive; the collected data, it is expected, will make the subject of a publication following a series of papers on human lice which have begun to appear in *Parasitology*. Communications may be written in any European language according to the convenience of the correspondent.

GEORGE H. F. NUTTALL,
Quick Professor of Biology,

THE MUSEUMS,
CAMBRIDGE,
ENGLAND.

[P. T. O.]

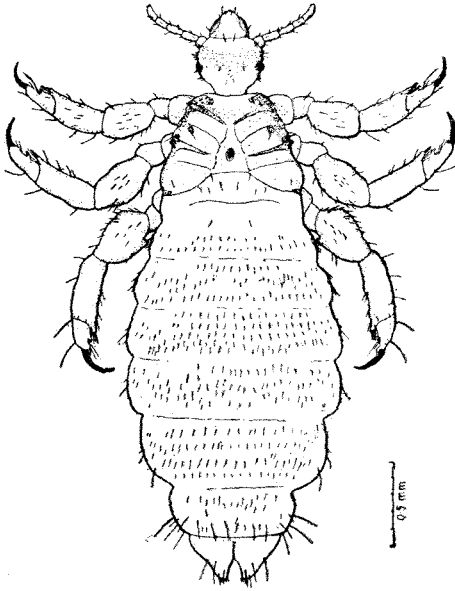


Fig. 1

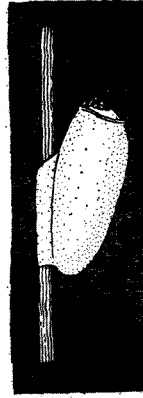


Fig. 2

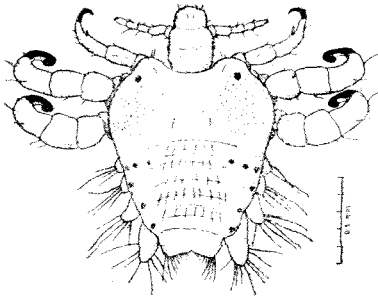


Fig. 3



Fig. 4

- Fig. 1. *Pediculus humanus (corporis)*, female, in dorsal aspect.
 Fig. 2. *Pediculus humanus (corporis)*, egg on hair, lateral aspect.
 Fig. 3. *Phthirus pubis*, female, in dorsal aspect.
 Fig. 4. *Phthirus pubis*, egg on hair, lateral aspect.

Note. The eggs are readily differentiated. Those of *Phthirus* are shorter, have an operculum or lid which is dome-shaped, and are attached to the hair with a larger amount of cement.

All of the figures are drawn to the same scale.

CEREBRO-SPINAL FEVER

by MICHAEL FOSTER, M.A., M.D.

Captain Royal Army Medical Corps, Territorial Force

and J. F. GASKELL, M.A., M.D.

Captain Royal Army Medical Corps, Territorial Force

Large royal 8vo. pp. x + 222. With 11 plates, 5 charts,
and 3 text-figures. Price 12s 6d net

"As a result of their experience with cerebro-spinal fever during 1915 at the 1st Eastern General Hospital, Captains Michael Foster and J. F. Gaskell have written an excellent practical account of the disease, its pathology, bacteriology, and management....

The book is excellently arranged, well written, and full of practical details that make it invaluable for the medical man and laboratory workers who have to deal with cases of cerebro-spinal fever. It may be most warmly recommended to their attention."—*British Medical Journal*

"The book is far from being a mere compilation; it contains the record of much original and valuable work and thought, and must be referred to by other investigators upon cerebro-spinal fever.

The illustrations are excellent, and, what is more, fill a distinct want. To our knowledge no such full series of reproductions of the rashes of 'spotted fever' has hitherto been published."—*The Cambridge Review*

Cambridge University Press

OXFORD UNIVERSITY PRESS

Quarterly Journal of Medicine. Edited by Sir WILLIAM OSLER, J. ROSE-BRADFORD, R. HUTCHISON, A. E. GARROD, H. D. ROLLESTON, and W. HALE WHITE. 8s 6d net per number. Annual Subscription, 25s.

Vol. X, Number 39, April 1917.

CONTENTS:—Some Actions of Anaesthetics analysed by Observation of Altered Cardiac Relations to Calcium. By W. BURRIDGE.—Researches on the Perfused Heart: An Action of Strychnine, &c., with some remarks on Tetanus. By W. BURRIDGE.—Researches on the Perfused Heart: Some Actions of Adrenin together with some Remarks on Addison's Disease. By W. BURRIDGE.—Pathology of Dysentery in the Mediterranean Expeditionary Force, 1915. By G. B. BARTLETT.—Diabetes innocens. By GEORGE GRAHAMS.

The Growth of Medicine. From the earliest times to about 1800. By A. H. BUCK. 21s net. (Yale University Press.)

Epidemics Resulting from Wars. By F. PRINZING. Edited by H. WESTERGAARD. Royal 8vo. 7s 6d net. (Carnegie Endowment for International Peace.)

Losses of Life in Modern Wars: Austria-Hungary; France, by G. BODART; and **Military Selection and Race Deterioration**, by V. KELLOGG. Edited by H. WESTERGAARD. Royal 8vo. 6s net. (Carnegie Endowment for International Peace.)

HARVARD HEALTH TALKS

2s 6d net each

The Care and Feeding of the Children. By J. L. MORSE.
Preservatives and other Chemicals in Foods: their Use and Abuse. By O. FOLIN.

The Care of the Teeth. By C. A. BRACKETT.

Genetics and Eugenics. A Text-Book for Students of Biology and a reference book for Animal and Plant Breeders. By W. E. CASTLE. 8vo. With two coloured and 133 other illustrations and figures in the text. 8s 6d net. (Harvard University Press.)

Complete Catalogue on application.

London: HUMPHREY MILFORD,

Oxford University Press, Amen Corner, F.C. 4

CONTENTS

(All rights reserved)

	PAGE
LIEN-TEH, WU and EBERSON, FREDERICK. Transmission of Pulmonary and Septicaemic Plague among Marmots	1
EWART, R. J. The Influence of the Age of the Parent at Birth of Child on Eye-Colour, Stature and Intelligence	12
GREENWOOD, M. and YULE, G. UDNY. On the Statistical Interpretation of some Bacteriological Methods employed in Water Analysis. (With three Charts)	36
PORTER, A. E. The Bacteriolytic Action of Gland Extracts on Tubercle Bacilli.	55
PORTER, A. E. The Sensitiveness of Tubercle and other Acid-Fast Bacilli to Acids	66
NEWSHOLME, ARTHUR. On Child Mortality at the Ages 0-5 Years, in England and Wales	69
SLATOR, ARTHUR. A Note on the Lag-phase in the Growth of Micro-organisms. (With one Chart)	100

The Journal of Hygiene is issued as material accumulates. A volume containing about 500 pages, with plates and figures, is issued annually.

Volumes I—III (1901-3) complete. In Four Parts, paper covers, 15s. net per volume. Bound in buckram, 18s. 6d. net per volume.

Volumes IV—XV (1904-17) complete. In Parts, paper covers, 21s. net per volume. Bound in buckram, 25s. net per volume.

Papers for publication may be sent to Prof. GEO. H. F. NUTTALL, F.R.S., Longfield, Madingley Road, Cambridge, or to the associate Editors. Other communications should be addressed to the University Press, Cambridge.

Papers forwarded to the Editors for publication are understood to be offered to *The Journal of Hygiene* alone, unless the contrary is stated.

Contributors receive seventy-five copies of their papers free. Additional copies may be had at cost price: these should be ordered when the final proof is returned.

The subscription price is £1. 1s. per volume (post-free), payable in advance; single numbers 7s. net. Subscriptions may be sent to any Bookseller, or to MR C. F. CLAY, MANAGER, Cambridge University Press, Fetter Lane, London, E.C. 4.

The Cambridge University Press has appointed the University of Chicago Press agents for the sale of *The Journal of Hygiene* in the United States of America and has authorised them to charge the following prices: Subscription \$5.25 per volume; single numbers, \$1.75 each.

Plague Numbers, Vol. VI. no. 4 (not sold separately), Vol. VII. nos. 3 and 6, and Vol. VIII. no. 2, Vol. X. no. 3, Price 6s. net each. These five numbers can also be supplied bound in buckram, in two parts, for 20s. net.

A series of Plague Supplements has been issued; the first four of these contain Reports VI—IX on Plague Investigations in India. They are, in pagination, completely independent of the Journal although subscribers to the latter receive copies without extra cost. Price of Plague Supplements, i. and ii. 7s. net each; iii. 10s. net; iv. 7s. net. Plague Supplements i, ii, iii can also be supplied bound in buckram, price 20s. net. Further reports are in preparation.