

Index of Advertisers

Company (www address)	Page
4pi Analysis, Inc (www.4pi.com)	19
Advanced Microscopy Techniques(www.amtimaging.com)	15
EDAX Inc.(www.edax.com).....	17
EMPIX Imaging (www.empix.com)	6
Evex Analytical (www.evex.com)	33
Ernest F. Fullam (www.fullam.com)	27
FEI Company (www.feic.com).....	2
FilmAce (www.filmace.com).....	32
Gatan Inc. (www.gatan.com).....	11
Geller MicroAnalytical Lab (www.gellermicro.com).....	37
Image Control Inc. (www.imagecontrolinc.com)	36
IXRF Systems (www.ixrfsystems.com)	30
JEOL USA (www.jeol.com)	40
Materials Analytical Services (MAS) (www.mastest.com)	28
Media Cybernetics (www.mediacy.com)	35
Meiji Techno America (www.meijitechno.com)	34
M.E. Taylor Engineering (www.semsupplies.com)	25
Micro Star Technologies (www.Microstech.com).....	6
Oxford Instruments (www.oxford-instruments.com)	23
Princeton Gamma Tech (www.pgt.com)	4
Soft Imaging Systems Corporation (www.soft-imaging.com.....)	9
SPI Supplies (www.2spi.com).....	39
ThermoNicolet Instrument Corporation (www.thermonicolet.com)	21
ThermoNORAN (www.thermonoran.com)	13
XEI Scientific (www.SEMCLEAN.com)	26

USED EQUIPMENT FOR SALE

- ▶ Zeiss EM-902A with EELS filter, turbo pumped, sheet film camera, late vintage model. Video interface included. Ideal for use with Digital Camera System. Asking \$29K. Includes delivery and set-up. Slightly higher on west coast. Call (732)370-8082 for more information.
- ▶ Sorvall MT-2B, MT-2, MT-1 ultramicrotomes, GKM Glass Knife Maker, JB-4 microtome, each complete with accessories and warranty. Reconditioned by factory trained rep. For prices, call Bill McKee: :(315)451-1404. Microtome Service Company, Liverpool, NY 13088.



It is a capital mistake to theorize before one has data. Insensibly one begins to twist facts to suit theories, instead of theories to suit facts.

SIR ARTHUR CONAN DOYLE

Subscription Request/Correction Form

From (Please Print Clearly):

___ Dr., ___ Mr., ___ Ms.



Signature _____

Tel.#: _____ Date _____

___ I am currently receiving the newsletter and the above is my correct address.

___ I am not receiving the newsletter but would like a no cost copy and provide the following brief information:

We would properly be considered a (check the most appropriate):

- ___ A User of microscopy equipment/ materials/services.
- ___ B Supplier of microscopy equipment/ materials/services.

Our interests include (check all applicable):

- ___ C Physical/Material Sciences.
- ___ D Biological/Biomedical Sciences.
- ___ E Earth Sciences.

My own professional interests include (check all applicable):

- ___ F Electron Microscopy.
- ___ G Confocal Microscopy.
- ___ H SP/AFM.
- ___ I Light Microscopy.
- ___ J IR Microscopy.

MICROSCOPY TODAY

The objective of this publication, perhaps unlike many others, is simply to provide material of interest and value to working microscopists!

It is produced six times each year and mailed to some 9,100 microscopists in the U.S. (each of which who have specifically requested subscriptions)—and to several hundred microscopists outside the U.S.

Due to the financial support of advertisers, the publication is sent at no charge to microscopists in the U.S. However, due to the relatively few international readers (and the resulting lack of advertising income) and the very high postage costs, we must charge for international subscriptions:

Canada, Mexico, Latin and South America: \$80 for one year and \$140 for two years.

Other International: \$110 for one year and \$190 for two years.

Individuals requesting subscriptions, or wishing to change/correct their current address, may use the form to the left. This completed form may be mailed or faxed, or information sent by email, or the information may be provided via our www site.

We greatly appreciate article/material contributions from our readers—"users" as well as manufacturers/suppliers. The only criteria is that the subject matter be of interest to a reasonable number of working microscopists.

MICROSCOPY TODAY

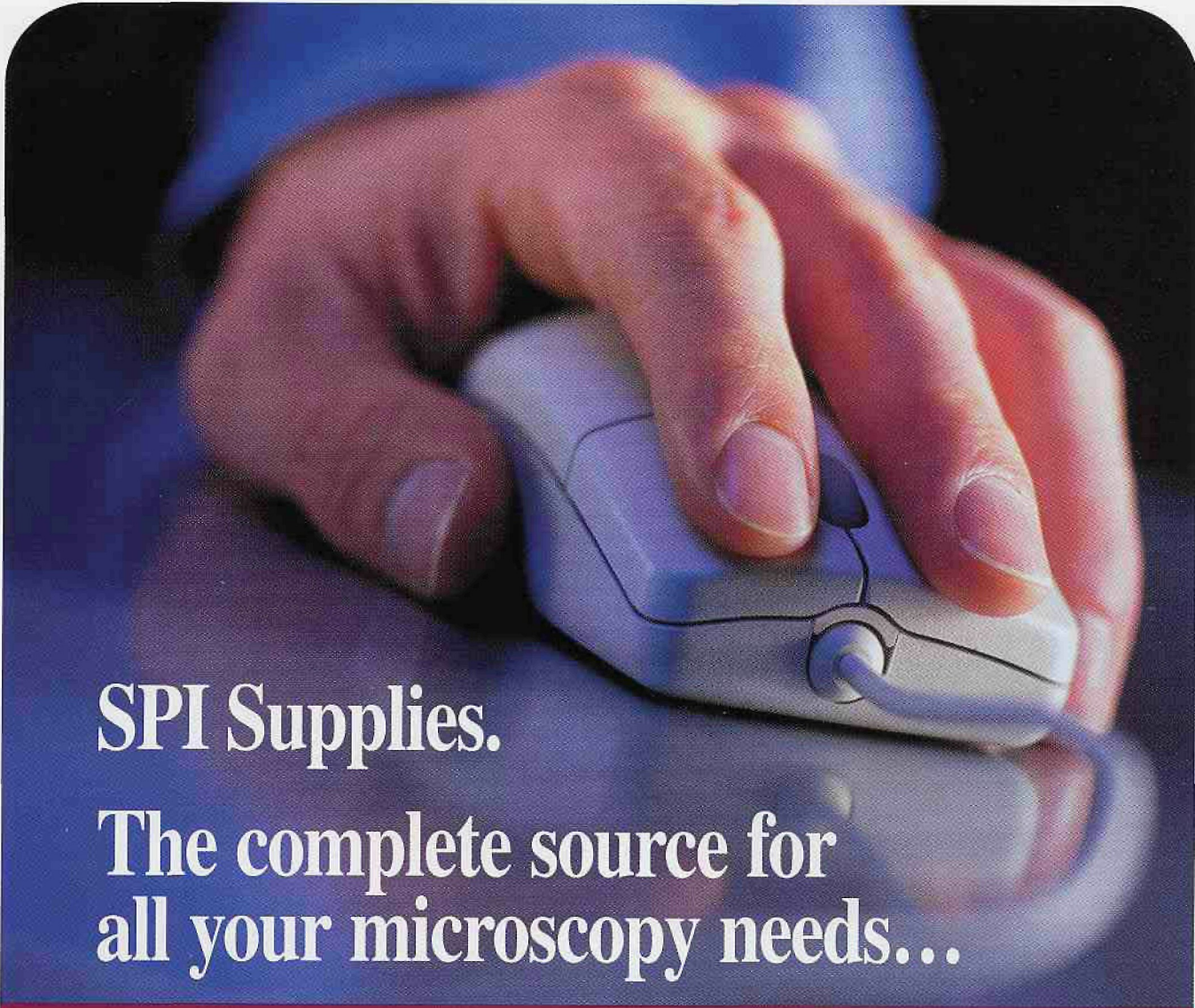
PO Box 620122

Middleton, WI 53562

(608)836-1970 • Fax: (608)836-1969

eMail: microtoday@mindspring.com
www.microscopy-today.com

U.S. Circulation: 9,100 (2/1/02)



SPI Supplies.

**The complete source for
all your microscopy needs...**

just a click away.

www.2spi.com

Visit SPI Supplies to view the complete on-line catalog with up-to-the-minute product and pricing information.



SPI Supplies Division of **STRUCTURE PROBE, Inc.**


P.O. Box 656 • West Chester, PA 19381-0656 USA

Phone: 1-610-436-5400 • 1-800-2424-SPI (USA and Canada) • Fax: 1-610-436-5755 • E-mail: sales@2spi.com


Defining the Real World

The JSM-6500F is the most versatile analytical FE SEM in existence today. Utilizing the incredibly small spot size at high current and low kV (e.g., 10nm at 5kV and 50 nA), the JSM-6500F, when equipped with EDS, EBSD, CL and even WDS, is an instrument able to completely define the real world, especially the small part of it you're trying to analyze.


But the Real World is also comprised of problems and solutions, research—basic and applied—forensic, medical, industrial manufacturing and processing—It's all the real world, and the JSM-6500F, with an easy to use PC interface and fully automated eucentric stage, makes it the most efficient and accommodating SEM on the market. Add a wide variety of hardware and software options and you have an instrument that will also define your work world.



EBSD



WDS



EDS



JSM-6500F

JEOL

11 Dearborn Road, Peabody, MA 01960
(978) 535-5900 eod@jeol.com