

## Original Research

**Cite this article:** Karagöz B, Öznur Muz FN, Sert S, Aydılek OH, Altındag MA, Metintaş S and Önsüz MF (2024). An Evaluation of the Readability, Quality, and Content of Online Disaster Preparedness Materials for the Society. *Disaster Medicine and Public Health Preparedness*, **18**, e304, 1–7  
<https://doi.org/10.1017/dmp.2024.310>

Received: 08 January 2024  
Revised: 10 September 2024  
Accepted: 23 October 2024








### Keywords:

natural disasters; disaster management; Internet; readability

### Corresponding author:

Bengisu Karagöz;  
Email: [karagozzbengisu@gmail.com](mailto:karagozzbengisu@gmail.com)

# An Evaluation of the Readability, Quality, and Content of Online Disaster Preparedness Materials for the Society

Bengisu Karagöz<sup>1</sup> , F. Nehir Öznur Muz<sup>1</sup> , Sibel Sert<sup>1</sup> , Oğuz Han Aydılek<sup>1</sup> , M. Amine Altındag<sup>2</sup> , Selma Metintaş<sup>1</sup>  and M. Fatih Önsüz<sup>1</sup> 

<sup>1</sup>Medical Faculty, Department of Public Health, Eskisehir Osmangazi University, Eskisehir, Turkey and <sup>2</sup>Department of Underwater and Hyperbaric Medicine, Gulhane Training and Research Hospital, Ankara, Turkey

## Abstract

**Objectives:** A useful way to prepare the public for disasters is to teach them where to get information. The purpose of this study is to evaluate the readability and appropriateness of the content of websites prepared for the public on disaster preparedness.

**Methods:** In September–October 2022, we evaluated 95 disaster preparedness websites (intended for the public) using the Ateşman Readability Index, JAMA criteria, DISCERN, and a new researcher-created content comparison form. Evaluation scores were compared according to information sources.

**Results:** Of the websites included in the research, 45.2% represented government institutions (GIG), 38.0% non-profit organizations (NPOG), 8.4% municipal organizations (MOG), and 8.4% other organizations (OG). Those which scored above average on the websites were 36.8% on the content evaluation, 51.6% on the DISCERN scale, 53.7% on the Ateşman Readability Index, and 55.8% on the JAMA criteria. The content evaluation form showed that the scores of the websites belonging to the MOG were higher than the scores of the other websites. Others group websites also scored higher than altered websites on the JAMA criteria.

**Conclusions:** The study revealed that websites created to increase public knowledge on disaster preparedness are not good enough in terms of readability, quality, and content.

Disasters are human, natural, or technologically induced events that result in physical, economic, and social losses at both individual and societal levels. They have a profound impact on people's daily lives and activities, often causing disruptions or complete cessation. The report on the countries with the most earthquakes from 1900 to 2016 shows that Turkey is the 4th country with the most earthquakes.<sup>1</sup> Earthquakes, landslides, floods, and avalanches are the most common and significant economic losses from natural disasters in Turkey. According to a report published by the Presidency of Disaster and Emergency Management (AFAD) in 2019, over the past 25 years, 19 948 people have lost their lives, and 63 103 people have been injured due to natural disasters in Turkey. The report also indicates that the economic cost of these disasters to Turkey amounts to approximately 42 million dollars.<sup>2</sup> Among the various natural disasters experienced, earthquakes alone account for the highest economic burden, comprising 90.47% of the total. It is reported that as a result of earthquakes, around 850 000 people have become homeless, and Turkey has suffered a loss of about 38 million dollars.<sup>2</sup> Turkey also experiences man-made disasters frequently. In the past 25 years, 2822 people died and 2177 were injured in such incidents.<sup>3</sup>

In order to reduce preventable damage caused by disasters, it is crucial to increase public awareness, implement disaster preparedness measures, and ensure the correct implementation of response actions when disasters occur.<sup>3</sup> Disaster challenges are often caused by a lack of information about disaster preparedness, failure to anticipate potential crises, and a lack of preventive planning.<sup>4</sup> While it is not possible to completely eliminate the negative impacts of disasters, these impacts can be reduced through the implementation of disaster management strategies, sharing of best practices, learning from past experiences, preparedness planning, and mitigation efforts.<sup>5</sup>

Media, or mass media, serves as a means of conveying messages to a broader society. It encompasses various information sources, including those related to disasters, and plays a vital role in organizing information for citizens during natural disasters.<sup>6</sup> The use of the Internet for obtaining information is increasingly widespread today. In Turkey, as of 2021, 92% of households have Internet access. The frequency of internet use in the 6–15 age group is 82.7%. It has been reported that 20.9% of children who use the Internet do so to search for health-related

information.<sup>7,8</sup> Informative websites contribute to increasing individual awareness and raising public awareness on important issues. The topic of disaster management, which is addressed in a multi-dimensional manner, is also a significant public health concern. Therefore, websites dedicated to disaster preparedness should be up-to-date, easily readable, and suitable for society's level of information. So et al.<sup>9</sup> examined the readability of 386 websites on natural disaster preparedness on the Internet, specifically for families, and reported that the content had low readability, and the information provided exceeded the society's knowledge level.<sup>9</sup> In a study conducted by Friedman et al.,<sup>10</sup> the readability and suitability of 50 websites on disaster preparedness were analyzed, revealing a need for easily understandable and accessible disaster preparedness resources.<sup>10</sup>

People seeking information turn first to the Internet.<sup>11</sup> Therefore, it is important to determine the influence of the organizations that create the websites and communicate appropriate messages to the public.

Unfortunately, no study has yet been published evaluating disaster preparedness websites in Turkey. The aim of this study is to evaluate the readability and appropriateness of the content of websites on disaster preparedness prepared for the public.

## Methods

Ethics committee approval was not obtained because only publicly available information was used for the study.<sup>9</sup> We conducted a cross-sectional evaluation of web-based disaster preparedness materials using a standard search engine (Google) that Turkish people would likely use to search for resources.<sup>12</sup>

### Sampling Procedure

We limited our focus to disaster preparedness websites associated with gov.tr (government), edu.tr (education), mil.tr (military), bel.tr (municipality), and org.tr (organization) under consideration. We used 25 keywords for disaster preparedness materials for society (Table 1).

### Inclusion Screening

Terms were searched on the Google search engine from September 10-October 10, 2022. Of the top 100 websites for each keyword, 299 websites associated with gov.tr (government), edu.tr (education), mil.tr (military), bel.tr (municipality), and org.tr (organization) were included in the study. Two different groups of authors reviewed each website separately. Repetitive websites, websites written in foreign languages, those containing fewer than 10 sentences of information, chat or forum websites, commercial blogs, websites containing only pictures, tables, or videos, research articles, news websites, websites accessible only by registration or for a fee, and websites with inappropriate content were excluded from the study.<sup>9,13</sup> The senior author was consulted when the review results were inconsistent. After applying the exclusion criteria, the remaining 95 websites were included in the study. The flowchart of the research is presented in Figure 1.

## Measures

The readability and comprehensibility of information resources on the Internet is as important to users as content, accuracy, and reliability. The readability of the materials was assessed using the

**Table 1.** Search strings used for an evaluation of the readability, quality, and content of online disaster preparedness for Turkish society

Concept	Search string
General search	
Disaster	"disaster" "disaster preparedness" "natural disasters" "natural disaster preparedness" "disaster management" "disaster mitigation" "catastrophe preparedness" "disaster preparedness associations" "disaster trainings"
Targeted searches	
Earthquake	"earthquake" "earthquake preparedness"
Landslide	"landslide preparedness"
Flood	"flood" "flood preparedness"
Avalanche	"avalanche" "avalanche preparedness",
Drought	"drought" "drought preparedness" "drought measures"
Hurricane	"hurricane preparedness"
Forest fire	"forest fire preparedness"
Climate change	"climate change" "global warming" "combating climate change" "combating global warming"

Ateşman Readability Index. Quality assessment was performed using the Journal of the American Medical Association (JAMA) criteria and the Quality Criteria for Consumer Health Information (DISCERN) scale. Each website's content was evaluated using a 26-item form developed by researchers based on existing literature, demonstrating an internal consistency with a Cronbach's alpha of 0.88. The form included questions on topics such as general information about disasters, the types of disasters more prevalent in Turkey, preparedness measures before disasters, and actions to be taken during and after a disaster (Table 2).

### Readability Assessment of Websites

Whether a text is easy or difficult to understand can be objectively measured with the readability index.<sup>14</sup> The readability of the materials was assessed using the Ateşman Readability Index. There are many formulas based on the number of words and syllables used to determine the readability level of texts and to mathematically calculate the difficulty of texts.<sup>15,16</sup> Generally, 3 different variables are used to measure readability: number of syllables, number of words, and number of sentences.<sup>17</sup> Ateşman's formula is an index used to measure the readability of Turkish texts<sup>14</sup> that can be calculated online (<http://okunabilirlikindeksi.com/>)<sup>18</sup> and is a Turkish adaptation of the Flesch<sup>19</sup> readability formula.<sup>18,19</sup>

Ateşman's formula is based on word and sentence length:

Readability score =  $198\ 825 - 40\ 175 \times \text{word length (total syllables/total words)} - 2610 \times \text{sentence length (total words/total sentences)}$ .

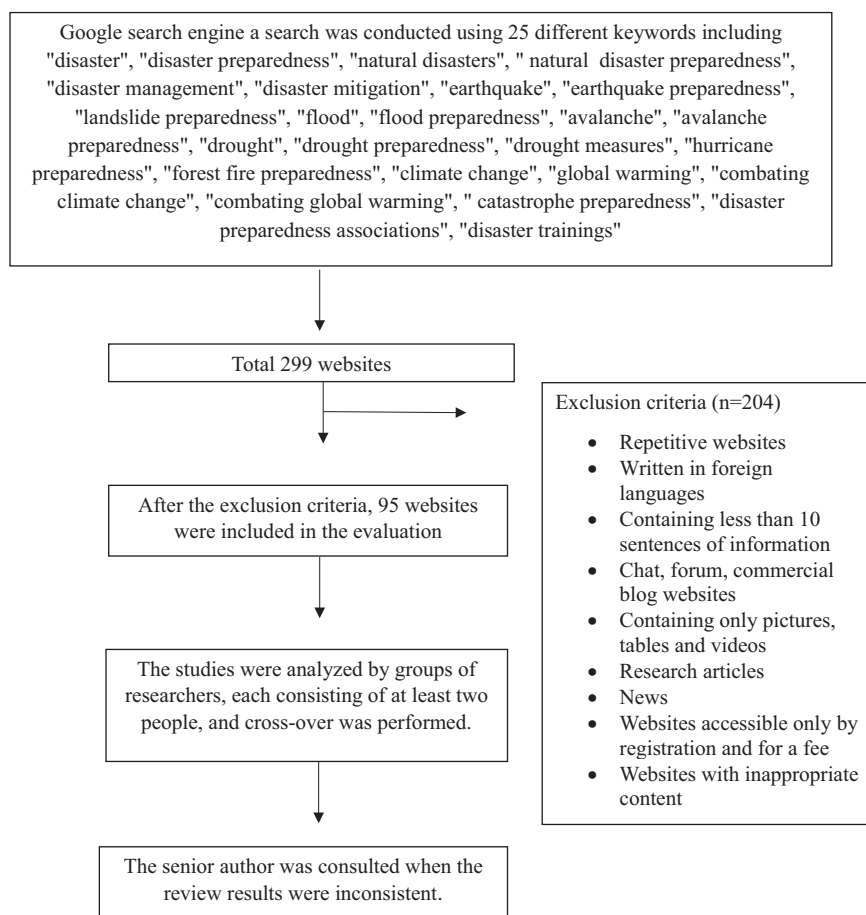


Figure 1. Flowchart of the research.

Table 2. Measurement and scoring protocol for evaluation tools used in assessing the readability, quality, and content of disaster preparedness websites

Assessment tool	Construct	Scoring	Reference
Ateşman Readability Index	Readability, or years of education needed to understand a document based on number of syllables, number of words, and number of sentences.	Score range from 0–100, a text is considered easy to read when it approaches 100 and hard to read when it approaches 0.	Ateşman (1997) <sup>14</sup>
Journal of the American Medical Association (JAMA) criteria	Basic information on websites includes authorship, references, patent rights, and currency	Score range from 0–4. For each criterion, 1 point is awarded. The weakest quality is awarded 0 points, and the highest quality, 4 points.	Silberg, Lundberg and Musacchio (1997) <sup>20</sup>
Quality Criteria for Consumer Health Information (DISCERN) criteria	Determine the reliability of information	Part 1 consists of an 8-item questionnaire designed to assess the reliability of information. Each item is rated on a scale from 1–5, with higher scores indicating better reliability. The total score can range from 8–40, with higher scores suggesting that the information is more reliable.	Charnock D, Shepperd S, Needham G and Gann R (1999) <sup>21</sup>
Content evaluation form of Disaster Preparedness Websites (CEFW)	Comprehensive evaluation of the content on websites	The scores on the form range from 0–26. Consisting of 26 items, the survey questions are answered as “yes” or “no.” For each positive response, 1 point is given, while negative responses are scored as 0. The higher the score obtained, the more significant amount of information is available on the evaluated website.	

**Table 3.** The classification of readability level according to the Ateşman Readability Index

Index	Level of readability
90 – 100	Easily understood by 4th grade and below students
80 – 89	Easily understood by 5th or 6th graders
70 – 79	Easily understood by 7th or 8th grade students
60 – 69	Easily understood by 9th or 10th grade students
50 – 59	Easily understood by 11th or 12th grade students
40 – 49	Easily understood by 13th or 15th year (associate degree) students
30 – 39	Easily understood by undergraduates
≤29	Easily understood by postgraduates

The classification of readability level according to the Ateşman Readability Index is shown in Table 3.

### Quality Assessment

#### Journal of the American Medical Association (JAMA) criteria

Basic information on websites includes authorship, references, patent rights, and currency. Scores range from 0 to 4, with 1 point awarded for each criterion. The weakest quality is awarded 0 point, and the highest quality is 4 points.<sup>20</sup>

#### Quality Criteria for Consumer Health Information (DISCERN)

The DISCERN criteria Part 1 consists of an 8-item questionnaire designed to assess the reliability of information. Each item is rated on a scale from 1-5, with higher scores indicating better reliability. The total score can range from 8-40, with higher scores suggesting that the information is more reliable.<sup>21</sup>

### Content Evaluation of Websites

In this study, a questionnaire consisting of 32 items, each to be answered “yes” or “no,” was prepared by utilizing the existing literature. The aim was to conduct a comprehensive evaluation of the content on websites. In order to assess the reliability of the questionnaire, Cronbach’s alpha coefficient, which indicates internal consistency, was calculated and a value of 0.82 was obtained. During the reliability analysis, items that exhibited a negative correlation value below 0.20 in the statement-total correlation were subject to re-evaluation. Negatively contributing items were methodically re-evaluated, and a refined iteration of the questionnaire was conducted by gradually removing those that consistently showed a negative effect. After these rigorous adjustments, the questionnaire was subjected to a comprehensive

re-analysis to assess its internal consistency. The final version of the form consists of 26 items and the Cronbach’s alpha coefficient is 0.88, indicating a very high level of consistency and reliability.

This instrument, called the Content Evaluation Form of Disaster Preparedness Websites (CEFW), was carefully crafted to measure the information disseminated by the websites under study. Scores from the form ranged from 0-26, with higher scores indicative of a more substantial volume of information available on the evaluated websites. In the conclusive version of the CEFW, item factor loadings exhibited a range from 0.507-0.816, collectively explaining 68.17% of the total variance.

### Statistical Analysis

The SPSS 15.0 program was used to analyze the data in the study. The values of each website from the scales were entered and a dataset was created. The Kolmogorov-Smirnov test was used to test the normality of the data. Categorical data were presented as frequencies and percentages, while continuous data were presented as mean ± standard deviation, minimum, and maximum values. The *t* test and ANOVA test were used to compare means between groups. The ordinary least squares method was used to determine different groups in the ANOVA test. Statistical significance was set at  $P \leq 0.05$ .

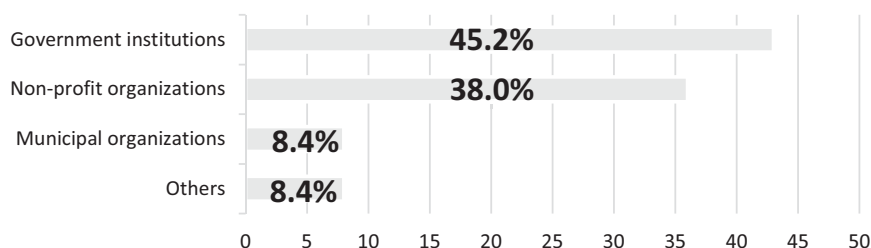
### Results

In the distribution of the websites included in the study according to information sources, government institutions were the most numerous (45.2%). Distribution of websites according to information sources is given in Figure 2.

There is a definition of disaster in 20 (21.1%) of the evaluated websites and disaster is the main topic of 44 (46.3%) of them. In the study, 34 (35.8%) websites specified what not to do during and after a disaster, 41 (43.2%) specified what to do during a disaster, and 18 (18.9%) featured plans related to vulnerable groups (disabled, elderly, pregnant, etc.) who need to be rescued as a priority (Table 4).

The item with the highest percentage of yes responses was “Websites include elements such as pictures, videos, audio recordings, podcasts, etc. to strengthen the narrative” with 74.7%, while the item with the lowest percentage of yes responses was “The website emphasizes that early warnings from reliable institutions should be taken seriously” with 14.7%.

The main theme of most of the websites of non-profit organizations (NPOG) was disaster (72.2%). The only group that did not include contact information for obtaining information on disaster preparedness was the websites of other organizations (OG) (0.0%). The websites that mentioned how to contact the authorities during

**Figure 2.** Categorization of websites according to information sources.

**Table 4.** Distribution of website content evaluation results

The Content Evaluation Form of Disaster Preparedness Websites (CEFW)	No n(%)	Yes n(%)
<b>General information on disasters</b>		
There is a definition of disaster on the website.	75 (78.9)	20 (21.1)
The website contains pictures of real disasters.	61 (64.2)	34 (35.8)
The website contains information about how disasters such as earthquakes, floods, fires, and landslides occur.	60 (63.2)	35 (36.8)
The main theme of the website is disaster.	51 (53.7)	44 (46.3)
The website covers the most common types of disasters (earthquake, landslide, flood, and avalanche) in Turkey.	69 (72.6)	26 (27.4)
The website categorizes disaster types.	72 (75.8)	23 (24.2)
<b>The types of disasters that are more common in Turkey</b>		
The website indicates which disasters are most common in Turkey.	75 (78.9)	20 (21.1)
The website indicates in which regions the described type of disaster is more common.	67 (70.5)	28 (29.5)
<b>Pre-disaster preparedness measures</b>		
The website mentions simulation exercises etc. used in disaster education.	57 (60.0)	38 (40.0)
The website includes pictures, videos, audio recordings, podcasts, etc. to reinforce the narrative.	24 (25.3)	71 (74.7)
The website includes contact information to obtain information about disaster preparedness.	32 (33.7)	63 (66.3)
<b>Actions during and after a disaster</b>		
The website mentions how to reach authorities during or after a disaster.	77 (81.1)	18 (18.9)
The website emphasizes that early warnings from reliable institutions should be taken seriously.	81 (85.3)	14 (14.7)
The website mentions what not to do during or after a disaster.	61 (64.2)	34 (35.8)
The website includes information about the disaster plan, disaster kit, evacuation plan, or areas to gather.	53 (55.8)	42 (44.2)
The website contains information about how to prevent damage caused by disasters.	33 (34.7)	62 (63.3)
The website provides information on how building security can be questioned.	75 (78.9)	20 (21.1)
The website provides information about the insurance policies that can be taken out against the damage caused by the disaster.	74 (77.9)	21 (22.1)
The website emphasizes the importance of volunteer teams in disasters.	63 (66.3)	32 (33.7)
The website provides information about authorized institutions and organizations that can help in disasters.	57 (60.0)	38 (40.0)
The website contains information about the 4 phases of disaster response and what to do in those phases.	47 (49.5)	48 (50.5)
The website contains information about disaster plans to prepare in places such as homes, workplaces, schools, and hospitals before a disaster.	64 (67.4)	31 (32.6)

(Continued)

**Table 4.** (Continued)

The Content Evaluation Form of Disaster Preparedness Websites (CEFW)	No n(%)	Yes n(%)
The website contains information about what to do during disaster.	54 (56.8)	41 (43.2)
The website includes information on what to do while waiting to be rescued after a disaster.	71 (74.7)	24 (25.3)
The website contains information about first aid for victims after a disaster.	74 (77.9)	21 (22.1)
The website provides information on plans for individuals who need to be rescued first during and after a disaster.	77 (81.1)	18 (18.9)

or after a disaster most frequently were municipal organization (MOG) websites (62.5%).

OG websites both emphasized the importance of volunteer teams in disasters the least ( $P = 0.005$ ) and contained the least information about what to do during disasters ( $P = 0.032$ ). The websites containing the most information on how to prevent the damages caused by disasters are government institutions (GIG) websites ( $P = 0.026$ ). The information content about the disaster plan that should be prepared in places such as homes, workplaces, schools, and hospitals before a disaster was mostly found on MOG websites ( $P = 0.014$ ). In addition, MOG's websites contained the most pictures, videos, audio recordings, and podcasts to strengthen the narrative ( $P = 0.008$ ) and almost all MOG websites used these elements.

It was found that the CEFW scores of the websites belonging to MOGs were higher than the scores of the other websites. 36.8% of the websites whose content was evaluated scored higher than the mean CEFW score. The scores obtained from Ateşman index ranged between 9.70-105 and the mean score was  $61.51 \pm 17.41$ , and 53.7% of the websites had a score above the mean.

The first part of the DISCERN scale consists of 8 items. According to these first 8 items, the scores of the websites vary between 17-40 and the mean (SD) is 30.07 (2.31). On the DISCERN scale, 51.6% of the websites scored above mean.

According to the JAMA criteria, the scores ranged from 0-4 and the mean (SD) is 1.88 (1.10). Others group websites scored higher on the scale than other websites. According to the mean JAMA score, 55.8% of the websites scored above the mean (Table 5).

## Discussion

In the study, the MOG websites were the group most likely to contain information on how to contact authorities during or after a disaster. None of the other group websites included contact information for obtaining disaster preparedness information, and there was no mention of how to reach authorities during or after a disaster. However, the official website of Washington D.C. in the US contains informative text on how to call 911.<sup>22</sup> This is the result of the fact that municipal, state, or federal websites take care to explain whom the public should call in emergencies and share contact numbers. It is necessary to communicate to institutions the importance of including contact information on all websites for obtaining information about disaster preparedness.

The GIG websites contain more intensive information on the prevention of damages caused by disasters compared to other website groups. The importance of using volunteer teams in



**Table 5.** Assessing the readability, quality, and content of online disaster preparedness for Turkish society according to information sources

	Websites according to Information Source					*P
	Government institution group (n = 43)	Municipal organization group (n = 8)	Non-profit organization group (n = 36)	Others group (n = 8)	Total (n = 95)	
Ateşman Readability Index	61.22	69.13	61.06	57.46	61.51	0.580
Mean (SD)	(18.36)	(11.83)	(18.34)	(11.92)	(17.41)	
Min-Max	(25.0–105.0)	(54.8–90.4)	(9.70–101.70)	(40.7–79.3)	(9.7–105.0)	
JAMA criteria Mean (SD)	1.81	0.88	1.94	<b>3.00</b>	1.88	<b>&lt;0.001</b>
Min-Max	(1.10) <sup>b</sup>	(0.64) <sup>b</sup>	(1.10) <sup>b</sup>	(0.00) <sup>a</sup>	(1.10)	
	(0.0–4.0)	(0.0–2.0)	(0.0–4.0)	<b>(3.0–3.0)</b>	(0.0–4.0)	
DISCERN Scale Mean (SD)	29.88	30.50	29.38	33.75	30.07	0.224
Min-Max	(5.41)	(4.07)	(5.92)	(2.31)	(2.31)	
	(20.0–39.0)	(24.0–36.0)	(17.0–40.0)	(30.0–36.0)	(17.0–40.0)	
CEFW criteria Mean (SD)	9.37	<b>13.00</b>	9.25	3.25	9.12	<b>0.016</b>
Min-Max	(6.38) <sup>b</sup>	<b>(8.25)<sup>a</sup></b>	(5.73) <sup>b</sup>	(5.73) <sup>b</sup>	(6.32)	
	(1.0–26.0)	<b>(1.0–22.0)</b>	(2.0–24.0)	(1.0–6.0)	(1.0–26.0)	

\*ANOVA test

SD: Standard Deviation

<sup>a,b</sup>Groups with different letters differ significantly ( $P \leq 0.05$ ).

disaster situations and the necessity of preparing disaster plans are mostly emphasized on NPOG websites. In contrast, the websites of OG did not provide information on these topics. In Turkey, there are many organizations that volunteer in disasters, such as AFAD<sup>23</sup> (Disaster and Emergency Management Presidency), GEA<sup>24</sup> (Mother Earth), and AKUT<sup>25</sup> (Search and Rescue Association), and they have their own websites.<sup>23–25</sup> In addition to such NPOG websites, it is desired that public organization and MOG websites also include a call for volunteers.

In the study, three-quarters of the online materials included visual or audio materials that would strengthen the narrative. Friedman et al.,<sup>10</sup> in their study analyzing disaster websites, revealed that there is a need for easily accessible, visually appropriate disaster preparedness resources.<sup>10</sup> It was assumed that readers would show more interest in the subject with enriched narratives.<sup>26</sup>

A study conducted in Turkey in 2010 found that the average educational level of the population aged 15 years and older was equivalent to 8 years, which is the last year of secondary school.<sup>27</sup> In the British website screening study conducted by So et al.,<sup>9</sup> the average required reading level of the materials was at the ninth-grade level, according to the Flesch-Kincaid readability score. Moreover, the educational level in that study is higher than the educational level of adults in the US, which corresponds to the eighth grade.<sup>9</sup> It is a prerequisite for comprehension that the readability of health-related information texts published on the Internet should be parallel to the reading level of the country's population.<sup>28</sup> The goal of readability studies is to make language more understandable. Chall et al.<sup>29</sup> reported that the formulas developed to determine readability levels may not give the same results for readability in different languages.<sup>29</sup> The readability level of the online materials examined in our study was at the ninth and tenth grade level. This indicates that the informative texts of the online materials should be redesigned and understandable for people with lower health literacy. The clearer and more understandable the information on emergency preparedness on websites, the more likely individuals will be able to apply it.

According to JAMA's criteria, OG websites were better than others in terms of author information, bibliography, patent rights, and timeliness. In our study, the group with the lowest average in this regard was the municipal websites. One of the reasons for the difference between the groups may be that JAMA criteria are international, and OG sites are based internationally. Similarly, a study by Gökay et al.<sup>30</sup> on dental health reported that the quality of Turkish websites was lower than foreign language websites according to the criteria of JAMA, and other group websites were richer in terms of content compared to other websites.<sup>30</sup>

In our study, the websites emphasizing that warnings (SMS, news, announcements) from reliable institutions about an imminent disaster should be taken seriously were compared, but no statistically significant difference was found between the 4 website groups. In total, 81 (85.3%) websites do not have this information. In a study compiled by Goniewicz et al.,<sup>31</sup> early warning systems against multiple hazards were mentioned in websites informing the public against disasters in Japan.<sup>31</sup> It was also found that plans for individuals who need to be rescued first (disabled, elderly, pregnant, etc.) were insufficient (81.1% of the websites) and there is no statistically significant difference between groups in this regard. Brown et al.<sup>32</sup> reported that individuals with physical and mental disabilities, the elderly, and children are the most vulnerable groups in disaster situations.<sup>32</sup>

### Strengths and Limitations

Concerning our search methodology, we adopted an approach that employed a replicable protocol within the most prevalent search engine to capture data from disaster preparedness websites. Additionally, we implemented adjustments for multiple comparisons to mitigate the risk of false-positive outcomes. Moreover, deliberate design elements, such as the utilization of independent researcher groups and employing four distinct tools, furnish us with a more comprehensive insight into the existing resources. This contributes

to the evaluation of the readability, quality, and content of online disaster preparedness materials tailored for societal needs.

The study has several limitations. Notably, the website search was confined to a specific brief timeframe, utilizing a sole search engine and conducted exclusively in one language. Furthermore, the absence of comparable studies in the literature evaluating the content and readability of disaster websites poses a challenge in making meaningful comparisons.

### Conclusion and Future Directions

In this study, it was found that the readability level of informational texts about disasters in online websites was higher than the level of education in the society. However, disaster literacy can be increased and damages that may arise from disasters can be reduced by preparing websites in accordance with the readability level of the society. This demonstrates the importance of understanding and effectively using life-saving information during and after disasters; taking early warnings seriously; knowing how to reach authorities and how to approach individuals who need to be rescued first; and being organized during and after disasters. For this reason, it was thought that it would be useful to include more information on these topics in online materials. The importance of digital skills in education, health, and economy, both in the private sector and in public administration, is becoming increasingly clear. In this context, improving disaster literacy will help to spread disaster awareness in society. Websites should provide high-quality and accurate information about disasters and should be constantly updated and organized. Better preparation of online materials in readability and content quality will increase readership and make it easier to create disaster awareness in society.

**Author contribution.** BK, FNÖM, SS, OHA, and MAA: data collection, statistical analysis, and article writing; SM and MFÖ: statistical analysis and article writing.

**Funding.** No funding or grant support.

**Competing interest.** The author(s) declare none.

**Ethical standard.** Ethics committee approval was not obtained because only publicly available information was used for the study.

### References

1. **Number of earthquakes**, by country 2016 | Statista. Accessed December 7, 2022. <https://www.statista.com/statistics/269648/number-of-earthquakes-by-country/>
2. 2019 Overview of Disaster Management and Natural Disaster Statistics. Accessed December 7, 2022. <https://www.afad.gov.tr/>
3. Public EM-DAT Platform. Accessed December 7, 2022. <https://public.em-dat.be/>
4. Measurement in Engineering, Architecture and Planning April, 2021. Accessed December 7, 2022. <http://olcuistanbul.org/>
5. **Seneviratne K, Baldry D, Pathirage C**, et al. Disaster knowledge factors in managing disasters successfully. *Int J Strateg Prop Manag*. 2010;14(4):376–390. doi:10.3846/IJSPM.2010.28
6. **Cowan J, McClure J, Wilson M**. What a difference a year makes: how immediate and anniversary media reports influence judgements about earthquakes. *Asian J Soc Psychol*. 2002;5(3):169–185. doi:10.1111/1467-839X.00102
7. TÜİK Organisation. Accessed December 10, 2022. [https://data.tuik.gov.tr/Bulten/Index?p=Hanehalki-Bilisim-Teknolojileri-\(BT\)-Kullanim-Arastirmasi-2021-37437](https://data.tuik.gov.tr/Bulten/Index?p=Hanehalki-Bilisim-Teknolojileri-(BT)-Kullanim-Arastirmasi-2021-37437)
8. TÜİK Kurumsal. Accessed December 11, 2022. <https://data.tuik.gov.tr/Bulten/Index?p=Cocuklarda-Bilisim-Teknolojileri-Kullanim-Arastirmasi-2021-41132>
9. **So M, Franks JL, Cree RA** et al. An evaluation of the literacy demands of online natural disaster preparedness materials for families. *Disaster Med Public Health Prep*. 2020;14(4):449–458. doi:10.1017/DMP.2019.62
10. **Friedman DB, Tanwar M, Richter JVE**. Evaluation of online disaster and emergency preparedness resources. *Prehosp Disaster Med*. 2008;23(5):438–446. doi:10.1017/S1049023X00006178
11. **Hesse BW, Nelson DE, Kreps GL**, et al. Trust and sources of health information: the impact of the Internet and its implications for health care providers: findings from the First Health Information National Trends Survey. *Arch Intern Med*. 2005;165(22):2618–2624. doi:10.1001/ARCHINTE.165.22.2618
12. Turkey Search Engines Market Share in 2022 | Similarweb. Accessed December 20, 2022. <https://www.similarweb.com/engines/turkey/>
13. **Bozkurt, A, Sahin, B, Bagci, Z.**, Evaluation of readability and content of texts on autism spectrum disorder. *ESTUDAM Public Health Journal*. 2022;7(2):291–300. doi:10.35232/estudamhsd.1035882
14. **Ateşman E**. Measuring readability in Turkish. *AU TOMER Language Journal*. 1997;(58):171–174.
15. **Dubay WH**. The Principles of Readability. Published 2004. Accessed December 14, 2022. <http://www.impact-information.com>
16. **Goldbort R**. Readable writing by scientists and researchers. *J Environ Health*. 2001;63(8):40. Accessed December 14, 2022. <https://go.gale.com/ps/i.do?p=HRCA&sw=w&issn=00220892&v=2.1&it=r&id=GALE%7CA73959760&sid=googleScholar&linkaccess=fulltext>
17. **Temur, T**. The concept of readability. *Journal of Turkish Studies Research*. 2003;13(13):169–180.
18. **Turkish Readability Index**. Accessed September 27, 2022. <http://okunabilirlikindeksi.com/>
19. **Flesch R**. A new readability yardstick. *J App Psychol*. 1948;32(3):221–233. doi:10.1037/H0057532
20. **Silberg WM, Lundberg GD, Musacchio RA**. Assessing, controlling, and assuring the quality of medical information on the Internet: Caveant Lector et Viewer—Let the Reader and Viewer Beware. *JAMA*. 1997;277(15):1244–1245. doi:10.1001/JAMA.1997.03540390074039
21. **Charnock D, Shepperd S, Needham G** et al. DISCERN: an instrument for judging the quality of written consumer health information on treatment choices. *J Epidemiol Community Health* (1978). 1999;53(2):105–111. doi:10.1136/JECH.53.2.105
22. 911 for Emergency Services | OUC. Accessed December 7, 2023. <https://ouc.dc.gov/page/911-for-emergency-services>
23. T.C. Ministry of Interior Disaster and Emergency Management Presidency. Accessed October 2, 2022. <https://www.afad.gov.tr/>
24. GEA Search and Rescue – Be Prepared, Stay Safe. Accessed October 2, 2022. <https://gea.org.tr/en/home-en/>
25. AKUT Search and Rescue Association | Turkish USAR Team. Accessed October 2, 2022. <https://www.akut.org.tr/en>
26. **Lee JS, De Simone F, Ebrahimi T**. Influence of audio-visual attention on perceived quality of standard definition multimedia content. United States, San Diego. 2009 *International Workshop on Quality of Multimedia Experience*; 2009:13–18. doi:10.1109/QOMEX.2009.5246983
27. 2013 Turkey Demographic and Health Survey. The Scientific and Technological Research Council of Turkey (TÜBİTAK) “Support Programme for Research and Development Projects of Public Institutions” (KAMAG). Published 2014. Accessed December 27, 2022. [www.hips.hacettepe.edu.tr](http://www.hips.hacettepe.edu.tr)
28. **Tolu S**. A New Perspective on Readability and Content Assessment of Patient Information Texts Published on the Internet Sites on Lymphedema. Published 2018. doi:10.26579/jocrehes\_8.2.27
29. **Chall J, Zakaluk B, Samuels S**. *Readability: The Beginning Years*. International Reading Association; 1988.
30. **Gokay G, Gorurgoz C, Veneer L**. Quality assessment of information on Turkish websites. *Turkiye Klinikleri Journal of Dental Sciences*. 2021;27(4):660–666. doi:10.5336/DENTALSCL.2020-79291
31. **Goniewicz K, Burkle FM**. Disaster early warning systems: the potential role and limitations of emerging text and data messaging mitigation capabilities. *Disaster Med Public Health Prep*. 2019;13(4):709–712. doi:10.1017/DMP.2018.171
32. **Brown LM, Haun JN, Peterson L**. A proposed disaster literacy model. *Disaster Med Public Health Prep*. 2014;8(3):267–275. doi:10.1017/DMP.2014.43