



# A spectral method for axisymmetric Stokes flow past a particle

Mohammad Nabil<sup>1,2</sup>, Seyed Amin Nabavizadeh<sup>1</sup>, Paul E. Lammert<sup>3</sup> and Amir Nourhani<sup>1,2,4,†</sup>

<sup>1</sup>Department of Mechanical Engineering, University of Akron, Akron, OH 44325, USA

<sup>2</sup>Biomimicry Research and Innovation Center (BRIC), University of Akron, Akron, OH 44325, USA

<sup>3</sup>Departments of Physics, The Pennsylvania State University, University Park, PA 16802, USA

<sup>4</sup>Departments of Biology, Mathematics, and Chemical, Biomolecular & Corrosion Engineering, University of Akron, Akron, OH 44325, USA

(Received 5 December 2021; revised 20 January 2022; accepted 21 January 2022)

We present a non-perturbative mesh-free spectral method for the axisymmetric scenario of a radially highly deformed sphere in Stokes flow. Spectra of harmonic and biharmonic Stokes flow modes are used to provide a general algebraic spectral solution to axisymmetric Stokes flow. A solution for the flow field around a sphere with prescribed surface velocity field is presented, and is used to obtain the velocity field around a deformed sphere. The method is demonstrated on two problems: hydrodynamic radii of radially deformed spheres for a range of strength and angular dependence of the deformation, with results in good agreement with the boundary element method; and self-phoretic velocity of spheroids with surface flux of the driving field in a source/sink or source/inert configuration.

**Key words:** colloids, general fluid mechanics

## 1. Introduction

Particle motions induced by low-Reynolds-number flows and vice versa have been investigated since the time of Stokes (1851), and remain of fundamental interest in many fields including colloid science, phoresis, active microswimmers, sedimenting systems and suspension rheology. Understanding the dynamics of particles with arbitrary and irregular geometries in Stokes flow is of paramount importance. Perturbative approaches, such as Brenner's (1963, 1964*b,c,d*, 1966), are limited to small deformations from a regular (usually spherical) geometry.

† Email address for correspondence: [nourhani@uakron.edu](mailto:nourhani@uakron.edu)

© The Author(s), 2022. Published by Cambridge University Press. This is an Open Access article, distributed under the terms of the Creative Commons Attribution licence (<https://creativecommons.org/licenses/by/4.0/>), which permits unrestricted re-use, distribution, and reproduction in any medium, provided the original work is properly cited.

The boundary element method (BEM) (Pozrikidis 1992; Muldowney & Higdon 1995; Pozrikidis 2002; Kim & Karrila 2005) is a popular numerical method for such problems. This method descends from classical Green function methods, solving a boundary integral equation which couples velocity and surface traction, but using discretization methods borrowed from the finite-element method. Only the boundary needs to be meshed. However, particles with surface roughness, sharp edges or high curvature require meshes of correspondingly high resolution.

Analytical approaches to irregular geometries are mesh-free, but they are generally limited to slightly deformed spheres (Brenner 1964a; Ripps & Brenner 1967; Happel & Brenner 1983; Palaniappan 1994; Mohan & Brenner 2006). In seminal work, Brenner (1964a) developed a perturbative approach to obtain the velocity field around a deformed sphere using Lamb's general solution of the Stokes equation (Lamb 1932). The calculations grow rapidly more complicated, and therefore impractical, at higher orders of perturbation. One brilliant aspect of Brenner's method which we will borrow, however, is the mapping of a velocity field over the surface of a radially deformed sphere to a hypothetical reference sphere. This mapping turns the problem of the deformed sphere into that of solving the flow field about a reference sphere with a prescribed surface velocity field.

In this paper, we develop a non-perturbative spectral method for the flow field exterior to a highly deformed sphere. Inspired by the harmonic nature of the pressure in the Stokes equation, we define two spectra of Lamb modes. The velocity and pressure fields in the exterior domain are expressed as linear combinations of these modes, with expansion coefficients obtained by weighted integration of the surface velocity field. For velocities directly given on a sphere, for instance, a slip velocity around a self-phoretic spherical particle, use of these modes is direct and easy. To deal with velocities given on a highly, but radially, deformed spherical surface, we adapt Brenner's mapping technique to develop a formalism reducing the problem to the solution of a set of linear algebraic equations. This ability to deal with data specified on a non-spherical surface distinguishes our method from the otherwise similar approach of Pak & Lauga (2014).

We test the method by computing hydrodynamic radii for a set of spheres deformed in various ways and degree, pictured in figure 1. Agreement with boundary element calculations is good. The method is then extended to calculate the propulsion speed of self-phoretic spheroids with surface flux of a driving field in source/sink or source/inert configuration, in the limit of the thin interfacial layer.

## 2. Basis and development of the method

This section discusses the expansion of fluid velocity and pressure fields in Lamb modes (Lamb 1932). These modes are defined everywhere on three-space with the origin deleted and tend to zero at infinity, hence are appropriate for exterior flow problems.

### 2.1. Problem formulation

We are interested in the velocity ( $\mathbf{u}$ ) and pressure ( $p$ ) fields in a fluid exterior to a surface  $S$ , on which the velocity is specified arbitrarily. The fields are governed by the Stokes and continuity equations

$$\mu \nabla^2 \mathbf{u} = \nabla p, \quad \nabla \cdot \mathbf{u} = 0, \quad (2.1a,b)$$

where  $\mu$  is viscosity and  $\mathbf{u}$  is assumed to tend to zero at infinity. The surface  $S$  is given in spherical coordinates  $(r, \theta, \phi)$  by

$$\mathbf{r}_s(\theta) = \mathbf{r}_0[1 + \delta\xi(\theta)]. \quad (2.2)$$

Hence,  $S$  is a radial, axisymmetric, deformation of a centred reference sphere  $S_0$  with radius  $\mathbf{r}_0$ . The deformation is parameterized in terms of a ‘shape’ function  $\xi(\theta)$  and a magnitude  $\delta$ . We do not expand in powers of  $\delta$  as one would in a perturbative approach, but we are still interested in how the flow changes with increasing deformation. However, the Lamb modes treated in the next few subsections are independent of this parameterization or any particular particle surface.

### 2.2. Lamb spectral modes

A Stokes flow pressure field is harmonic,  $\nabla^2 p = 0$ , and, if axisymmetric, can be expanded in modes  $p_\ell \sim r^{-(\ell+1)} P_\ell(\cos\theta)$  where  $P_\ell$  is the Legendre polynomial of degree  $\ell$ , and  $\hat{\mathbf{e}}_r$  and  $\hat{\mathbf{e}}_\theta$  are unit vectors in the indicated directions. An analogous expansion of the velocity field in terms of Legendre polynomials is based on the orthogonal basis of vector-valued functions

$$\ell \geq 0 : \mathbf{P}_\ell^{[1]} = P_\ell(\cos\theta)\hat{\mathbf{e}}_r, \quad \ell \geq 1 : \mathbf{P}_\ell^{[2]} = \partial_\theta P_\ell(\cos\theta)\hat{\mathbf{e}}_\theta = P_\ell^1(\cos\theta)\hat{\mathbf{e}}_\theta, \quad (2.3a,b)$$

where  $P_\ell^1$  is the associated Legendre polynomial of degree  $\ell$  and order 1. The relevant inner product on real vector-valued functions of the polar angle  $\theta$  is

$$\langle \mathbf{f} | \mathbf{g} \rangle = \int_0^\pi \mathbf{f} \cdot \mathbf{g} \sin\theta \, d\theta. \quad (2.4)$$

The orthogonal basis is normalized as  $\langle \mathbf{P}_\ell^{[1]} | \mathbf{P}_\ell^{[1]} \rangle = 2/(2\ell + 1)$ ,  $\langle \mathbf{P}_\ell^{[2]} | \mathbf{P}_\ell^{[2]} \rangle = 2\ell(\ell + 1)/(2\ell + 1)$ . The basis functions  $\mathbf{P}_\ell^{[1]}$  and  $\mathbf{P}_\ell^{[2]}$  are proportional to the vector spherical harmonics (Morse & Feshbach 1953)  $Y_{\ell,m}\hat{\mathbf{r}}$  and  $r\nabla Y_{\ell,m}$ , respectively, with  $m = 0$ . While  $\mathbf{P}_\ell^{[\alpha]}$  does not solve (2.1a,b), appropriate modes can be obtained with the ansatz  $\mathbf{u}(\mathbf{r}) = \sum_\alpha \sum_\ell C_\ell^{[\alpha]} r^{-n(\alpha,\ell)} \mathbf{P}_\ell^{[\alpha]}$ , where  $C_\ell^{[\alpha]}$  is an expansion coefficient and  $\alpha = 1$  or 2. There are two families: (Kessler, Finken & Seifert 2008) biharmonic ( $\nabla^4 \mathbf{u}_\ell^{[1]}(\mathbf{r}) = 0$  and  $\nabla^2 \mathbf{u}_\ell^{[1]}(\mathbf{r}) \neq 0$ ) Lamb modes

$$\ell \geq 1 : \begin{aligned} \mathbf{u}_\ell^{[1]}(\mathbf{r}) &= \left(\frac{r_0}{r}\right)^\ell [\ell(\ell + 1)P_\ell^{[1]}(\cos\theta) - (\ell - 2)P_\ell^{[2]}(\cos\theta)], \\ p_\ell^{[1]}(\mathbf{r}) &= 2\ell(2\ell - 1) \left(\frac{\mu}{r_0}\right) \left(\frac{r_0}{r}\right)^{\ell+1} P_\ell(\cos\theta), \end{aligned} \quad (2.5)$$

and harmonic ( $\nabla^2 \mathbf{u}_\ell^{[2]}(\mathbf{r}) = 0$ ) Lamb modes

$$\ell \geq 0 : \begin{aligned} \mathbf{u}_\ell^{[2]}(\mathbf{r}) &= \left(\frac{r_0}{r}\right)^{\ell+2} [-(\ell + 1)P_\ell^{[1]}(\cos\theta) + P_\ell^{[2]}(\cos\theta)], \\ p_\ell^{[2]}(\mathbf{r}) &= 0. \end{aligned} \quad (2.6)$$

Since the Stokes equation is linear, using the modes (2.5) and (2.6), we can write a general solution of flow field around a solid particle:

$$\begin{pmatrix} \mathbf{u}(\mathbf{r}) \\ p(\mathbf{r}) \end{pmatrix} = \sum_\alpha \sum_\ell A_\ell^{[\alpha]} \begin{pmatrix} \mathbf{u}_\ell^{[\alpha]}(\mathbf{r}) \\ p_\ell^{[\alpha]}(\mathbf{r}) \end{pmatrix}, \quad (2.7)$$

where  $A_\ell^{[\alpha]}$  are expansion coefficients. Since only the biharmonic modes contribute to pressure, one can simply ignore  $p_\ell^{[2]}(\mathbf{r})$  in practice.

### 2.3. Extrapolating from a sphere

Suppose the velocity  $\mathbf{u}(\mathbf{r}_0)$  on the surface of the reference sphere  $S_0$  of radius  $r_0$  is given. In order to continue this off the sphere, we need appropriate coefficients  $A_\ell^{[\alpha]}$  for the expansion (2.7). However, unlike the  $\mathbf{P}_\ell^{[\alpha]}$ , the  $\mathbf{u}_\ell^{[\alpha]}$  are not orthogonal with respect to the inner product (2.4). Complementary dual vectors, satisfying  $\langle \mathbf{D}_{\ell_1}^{[\alpha_1]} | \mathbf{u}_{\ell_2}^{[\alpha_2]}(\mathbf{r}_0) \rangle = \delta_{\ell_1 \ell_2} \delta_{\alpha_1 \alpha_2}$  are therefore useful, since the expansion coefficients can then be obtained as  $A_\ell^{[\alpha]} = \langle \mathbf{D}_\ell^{[\alpha]} | \mathbf{u}(\mathbf{r}_0) \rangle$ . These dual vectors are given by

$$\mathbf{D}_\ell^{[1]}(\cos \theta) = \frac{2\ell + 1}{4\ell(\ell + 1)} [\ell \mathbf{P}_\ell^{[1]}(\cos \theta) + \mathbf{P}_\ell^{[2]}(\cos \theta)] \quad (\ell \geq 1), \tag{2.8}$$

$$\mathbf{D}_\ell^{[2]}(\cos \theta) = \frac{2\ell + 1}{4(\ell + 1)} [(\ell - 2) \mathbf{P}_\ell^{[1]}(\cos \theta) + \mathbf{P}_\ell^{[2]}(\cos \theta)] \quad (\ell \geq 0). \tag{2.9}$$

Using these, for velocity and pressure fields around a solid sphere we have

$$\begin{pmatrix} \mathbf{u}(\mathbf{r}) \\ p(\mathbf{r}) \end{pmatrix} = \sum_\alpha \sum_\ell \langle \mathbf{D}_\ell^{[\alpha]} | \mathbf{u}(\mathbf{r}_0) \rangle \begin{pmatrix} \mathbf{u}_\ell^{[\alpha]}(\mathbf{r}) \\ p_\ell^{[\alpha]}(\mathbf{r}) \end{pmatrix}. \tag{2.10}$$

### 2.4. Spherical examples

We illustrate the utility of (2.10) with two basic problems for a spherical surface.

(a) Rigid body motion. For a uniform velocity on a spherical surface, we have from (2.5) and (2.6)

$$\mathbf{u}_{rigid}(\mathbf{r}_0) = \hat{\mathbf{e}}_z = P_1(\cos \theta) \hat{\mathbf{e}}_r + P_1'(\cos \theta) \hat{\mathbf{e}}_\theta = \frac{3}{4} \mathbf{u}_1^{[1]}(\mathbf{r}_0) + \frac{1}{4} \mathbf{u}_1^{[2]}(\mathbf{r}_0). \tag{2.11}$$

Using (2.10) we recover the classical Stokes solution (Leal 2007)

$$\begin{aligned} \mathbf{u}_{rigid}(\mathbf{r}) &= \frac{3}{4} \mathbf{u}_1^{[1]}(\mathbf{r}) + \frac{1}{4} \mathbf{u}_1^{[2]}(\mathbf{r}) \\ &= \frac{1}{2} \cos \theta \left[ 3 \left( \frac{r_0}{r} \right) - \left( \frac{r_0}{r} \right)^3 \right] \hat{\mathbf{e}}_r - \frac{1}{4} \sin \theta \left[ 3 \left( \frac{r_0}{r} \right) + \left( \frac{r_0}{r} \right)^3 \right] \hat{\mathbf{e}}_\theta. \end{aligned} \tag{2.12}$$

(b) Phoretic slip velocity. A spherical self-phoretic particle with uniform phoretic mobility  $\mu_{ph}$  and outward-pointing surface normal  $\hat{\mathbf{n}}$ , producing a surface flux  $J(\theta) = -D\hat{\mathbf{n}} \cdot \nabla n\psi = \sum_{\ell=0}^\infty J_\ell P_\ell(\cos \theta)$  of a driving field  $\psi$  (e.g. chemical concentration, electric potential, temperature) experiences a surface slip velocity  $\mathbf{u}_{slip} = \mu_{ph}(\mathbf{I} - \hat{\mathbf{n}}\hat{\mathbf{n}}) \cdot \nabla \psi$ . If  $\nabla^2 \psi = 0$  and  $\psi(\infty) \rightarrow 0$ , this slip velocity at the surface is  $\mathbf{u}_{slip} = (\mu_{ph}/D) \sum_{\ell=1}^\infty (J_\ell/(\ell + 1)) \mathbf{P}_\ell^{[2]}$  (Nourhani, Crespi & Lammert 2015). Extrapolation of this boundary condition by (2.10) yields

$$\mathbf{u}_{slip}(\mathbf{r}) = \frac{\mu_{ph}}{2D} \sum_{\ell=1}^\infty \frac{J_\ell}{\ell + 1} (\mathbf{u}_\ell^{[1]}(\mathbf{r}) + \ell \mathbf{u}_\ell^{[2]}(\mathbf{r})). \tag{2.13}$$

2.5. Force exerted on the fluid across the surface

The force exerted on the fluid across the surface  $S$  is

$$\mathbf{F} = \int_S \hat{\mathbf{n}} \cdot \boldsymbol{\sigma} \, dA = \int_{S(R)} \hat{\mathbf{n}} \cdot \boldsymbol{\sigma} \, dA, \tag{2.14}$$

where  $\boldsymbol{\sigma}$  is the stress tensor,  $\hat{\mathbf{n}}$  is an outward-pointing unit normal vector in both integrals, and  $S(R)$  is a sphere of large radius  $R$  embedding  $S$ . The second equality follows from  $\nabla \cdot \boldsymbol{\sigma} = 0$  and the divergence theorem. Lamb modes giving  $\boldsymbol{\sigma}$  falling off faster than  $1/R^2$  give no contribution to the integral over  $S(R)$  in the limit  $R \rightarrow \infty$ , so only  $\alpha = 1, \ell = 1$  and  $\alpha = 2, \ell = 0$  contribute. The latter corresponds to a simple outflow of fluid, however, so it does not count either. Thus, the force is proportional to  $A_1^{[1]}$ , and along  $\hat{\mathbf{e}}_z$ , due to axisymmetry. Using  $\mathbf{D}_1^{[1]}(\cos \theta) = \frac{3}{8} \hat{\mathbf{e}}_z$ , we therefore find  $F_z \propto \langle \mathbf{D}_1^{[1]} | \mathbf{u}(\mathbf{r}_0) \rangle = \frac{3}{4} \hat{\mathbf{e}}_z \cdot \overline{\mathbf{u}(\mathbf{r}_0)}$ , where the overline indicates averaging over the sphere. The proportionality constant can be determined through the Stokes formula, that is, the known special case with  $\mathbf{u}(\mathbf{r}_0) = \overline{\mathbf{u}(\mathbf{r}_0)}$  constant:  $F_z = 6\pi\mu r_0 \hat{\mathbf{e}}_z \cdot \overline{\mathbf{u}(\mathbf{r}_0)}$ . Putting it together yields

$$F_z = 8\pi\mu r_0 \langle \mathbf{D}_1^{[1]} | \mathbf{u}(\mathbf{r}_0) \rangle, \tag{2.15}$$

where the radius  $r_0 > 0$  of the sphere is arbitrary.

As an example of the use of this formula, we calculate the self-phoretic velocity of an active particle, the standard method for which uses the Lorentz reciprocity relation (Masoud & Stone 2019). Using (2.12) and (2.13) the flow field around a self-phoretic particle moving with velocity  $U$  is  $\mathbf{u}_{phoretic}(\mathbf{r}) = U\mathbf{u}_{rigid}(\mathbf{r}) + \mathbf{u}_{slip}(\mathbf{r})$ . Since the particle is force-free, (2.15) implies  $\langle \mathbf{D}_1^{[1]} | \mathbf{u}_{phoretic}(\mathbf{r}_0) \rangle = 0$ , and we obtain (Nourhani & Lammert 2016)

$$U = -\frac{\langle \mathbf{D}_1^{[1]} | \mathbf{u}_{slip}(\mathbf{r}_0) \rangle}{\langle \mathbf{D}_1^{[1]} | \mathbf{u}_{rigid}(\mathbf{r}_0) \rangle} = -\frac{\mu_{ph} J_1 / 4D}{3/4} = -\frac{\mu_{ph} J_1}{3D}. \tag{2.16}$$

2.6. A radially deformed sphere in Stokes flow

Equation (2.10) allows us to extrapolate a velocity field  $\mathbf{u}(\mathbf{r}_0)$  on a sphere  $S_0$  into all of three-space minus the origin. The idea now is to continue instead from the velocity  $\mathbf{u}(\mathbf{r}_S)$  on the deformed sphere  $S$  by a two-stage process: first map it onto the reference sphere and then use (2.10). This is what we want to do, for example, when we have a non-spherical particle with no-slip boundary conditions. Brenner attacked the problem perturbatively (Brenner 1964a), with the deformation magnitude  $\delta$  in (2.2) as the perturbation parameter. Our approach is to do it directly, but numerically.

Since we require the surface  $S$  to be a radial deformation of  $S_0$ , it is coordinatized by spherical coordinates  $(\theta, \phi)$  so that the inner product (2.4) can be applied. Then, according to (2.10),

$$\langle \mathbf{D}_{\ell'}^{[\alpha']} | \mathbf{u}(\mathbf{r}_S) \rangle = \sum_{\alpha} \sum_{\ell} \langle \mathbf{D}_{\ell'}^{[\alpha']} | \mathbf{u}_{\ell}^{[\alpha]}(\mathbf{r}_S) \rangle \langle \mathbf{D}_{\ell}^{[\alpha]} | \mathbf{u}(\mathbf{r}_0) \rangle. \tag{2.17}$$

This is a potentially infinite system of linear equations with known  $\langle \mathbf{D}_{\ell'}^{[\alpha']} | \mathbf{u}(\mathbf{r}_S) \rangle$ , which need to be solved for  $\langle \mathbf{D}_{\ell}^{[\alpha]} | \mathbf{u}(\mathbf{r}_0) \rangle$ . The known coefficients  $\langle \mathbf{D}_{\ell'}^{[\alpha']} | \mathbf{u}_{\ell}^{[\alpha]}(\mathbf{r}_S) \rangle$  depend only on the shape of  $S$ .

### 3. Computational implementation

This section gives more information about the implementation of the system (2.17). A basic implementation is very straightforward. The key step is conversion into a finite set of linear equations by imposing a sliding upper bound  $\ell_{max}$  on  $\ell$ . The truncated system  $\mathbf{A}_S = \mathbf{R}\mathbf{A}_0$  of Eq. (2.17) has the explicit form

$$\begin{pmatrix} \langle \mathbf{D}_\ell^{[1]} | \mathbf{u}(\mathbf{r}_s) \rangle \\ 1 \leq \ell \leq \ell_{max} \\ \langle \mathbf{D}_\ell^{[2]} | \mathbf{u}(\mathbf{r}_s) \rangle \\ 0 \leq \ell \leq \ell_{max} \end{pmatrix} = \begin{pmatrix} \langle \mathbf{D}_{\ell'}^{[1]} | \mathbf{u}_\ell^{[1]}(\mathbf{r}_s) \rangle & \langle \mathbf{D}_{\ell'}^{[1]} | \mathbf{u}_\ell^{[2]}(\mathbf{r}_s) \rangle \\ 1 \leq \ell' \leq \ell_{max} & 1 \leq \ell' \leq \ell_{max} \\ 1 \leq \ell \leq \ell_{max} & 0 \leq \ell \leq \ell_{max} \\ \langle \mathbf{D}_{\ell'}^{[2]} | \mathbf{u}_\ell^{[1]}(\mathbf{r}_s) \rangle & \langle \mathbf{D}_{\ell'}^{[2]} | \mathbf{u}_\ell^{[2]}(\mathbf{r}_s) \rangle \\ 0 \leq \ell' \leq \ell_{max} & 0 \leq \ell' \leq \ell_{max} \\ 1 \leq \ell \leq \ell_{max} & 0 \leq \ell \leq \ell_{max} \end{pmatrix} \begin{pmatrix} \langle \mathbf{D}_\ell^{[1]} | \mathbf{u}(\mathbf{r}_0) \rangle \\ 1 \leq \ell \leq \ell_{max} \\ \langle \mathbf{D}_\ell^{[2]} | \mathbf{u}(\mathbf{r}_0) \rangle \\ 0 \leq \ell \leq \ell_{max} \end{pmatrix}. \tag{3.1}$$

Elements of  $\mathbf{R}$ ,

$$\langle \mathbf{D}_{\ell'}^{[\alpha']} | \mathbf{u}_\ell^{[\alpha]}(\mathbf{r}_s) \rangle = \left\langle \mathbf{D}_{\ell'}^{[\alpha']} \left| \left( \frac{r_0}{r_s} \right)^n \mathbf{u}_\ell^{[\alpha]}(\mathbf{r}_0) \right. \right\rangle, \tag{3.2}$$

and of  $\mathbf{A}_0$ ,  $\langle \mathbf{D}_\ell^{[\alpha]} | \mathbf{u}(\mathbf{r}_s) \rangle$ , are evaluated by numerical integration over the polar angle  $\theta$ , using the equation for the surface  $S$  and the specified velocity field on  $S$ . A standard Python SciPy function is then used to compute the unknowns  $\langle \mathbf{D}_\ell^{[\alpha]} | \mathbf{u}(\mathbf{r}_0) \rangle$ .

This procedure is repeated as the cutoff  $\ell_{max}$  is increased. The first element of  $\mathbf{A}_0$ ,  $\langle \mathbf{D}_1^{[1]} | \mathbf{u}(\mathbf{r}_0) \rangle$ , is monitored for convergence of the first element, since it is proportional to the hydrodynamic radius, (4.1), and thus of primary interest. In practice, we find that the results usually plateau for  $\ell_{max}$  in the range of approximately 30 to 40. These plateau values are the results discussed in the next section. For larger values of  $\ell_{max}$ , results can become unstable with  $\ell_{max}$ . The basic reason for this is likely to be the very large values of  $(r_0/r_s)^n$  over parts of the surface for large  $n$ .

### 4. Numerical results and comparison to BEM

As demonstration and test of the method, we consider a suite of axisymmetric radially deformed unit spheres (2.2) with  $\xi(\theta) = \cos n\theta$ ,  $n = 2, 3, \dots, 9$ . These geometries are parametrized by a pair  $(\delta, n)$ , and are depicted in figure 1. The top row shows the streamlines for flow past a set of stationary axisymmetric geometries obtained by the spectral method. In the bottom row, the numbers under the shapes are values of  $r_H/r_0$ , where the hydrodynamic radius  $r_H$  is the radius of a sphere with the same drag coefficient as the shape in question. According to (2.15),  $r_H$  can be computed as

$$\frac{r_H}{r_0} = \frac{4}{3} \langle \mathbf{D}_1^{[1]} | \mathbf{u}(\mathbf{r}_0) \rangle \quad \text{where } \mathbf{u}(\mathbf{r}_s) \equiv \hat{e}_z. \tag{4.1}$$

The inclusion monotonicity principle implies that the hydrodynamic radius  $r_H(n, \delta)$  cannot exceed  $1 + \delta$ , since that is the radius of the smallest sphere including the shape, but does not imply monotonicity in either  $n$  or  $\delta$  (increasing  $n$  or  $\delta$  produces neither a larger nor smaller shape). Nevertheless, the results show a monotonic increase of  $r_H$  with  $n$  approaching the upper bound fairly rapidly. This behaviour seems intuitively reasonable.

Figure 2 gives another perspective on the data, together with a detailed comparison to BEM results. The coloured, filled symbols are from our spectral method, while the plus and cross-like symbols are the BEM results. For this comparison, we employed the BEMLIB library (Pozrikidis 2002), and performed the computation with both 1026 and



Spectral method for axisymmetric Stokes flow

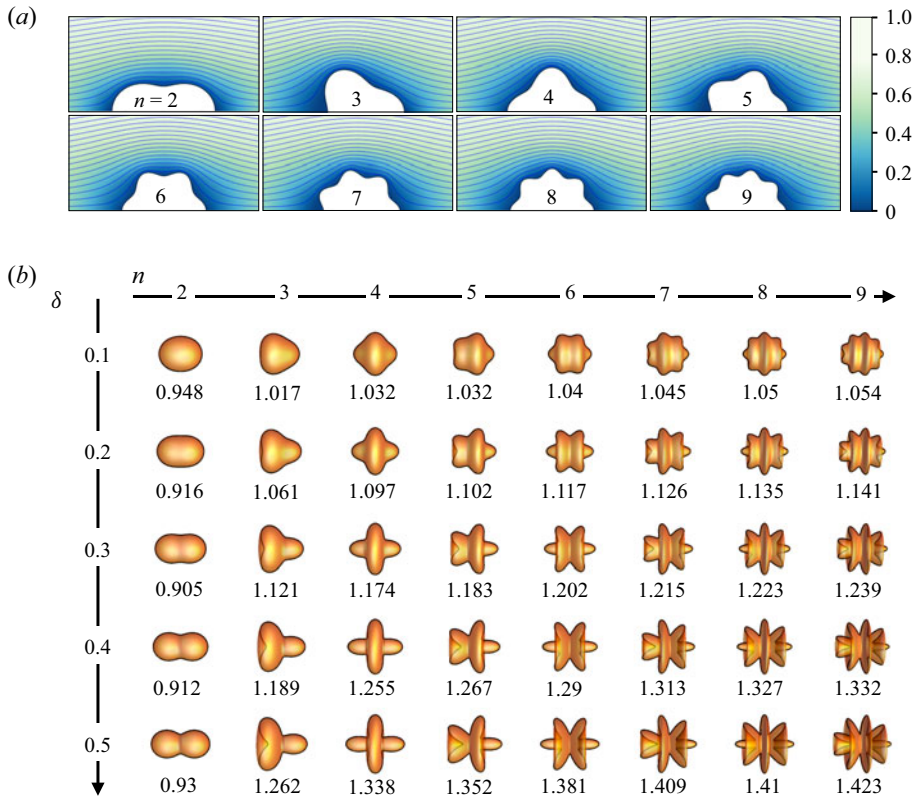


Figure 1. (a) Streamlines for flow past a selection of shapes. (b) Geometries on which the spectral method was tested. Depicted geometries are given by  $r_S = r_0(1 + \delta \cos n\theta)$  for a range of  $\delta$  and  $n$ , indicated at left and on top, respectively. The number beneath each shape is its relative hydrodynamic radius, computed via (4.1).

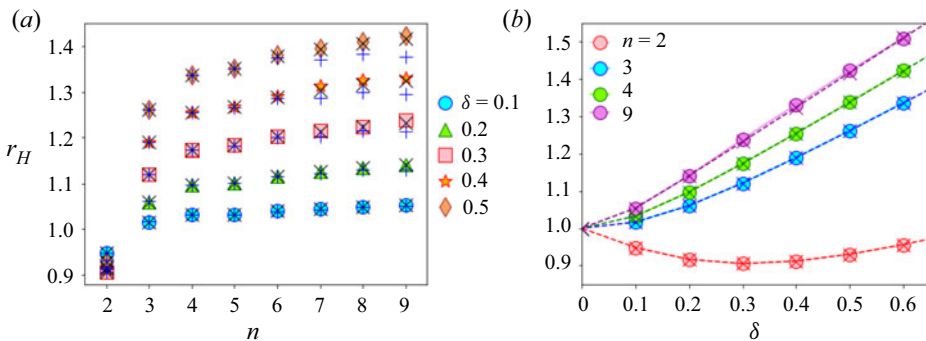


Figure 2. Alternate views on the hydrodynamic radii (figure 1), and comparison to BEM results. Filled and coloured symbols are spectral method results, while BEM results with 1026 mesh nodes and 10 242 mesh nodes are indicated by + and  $\times$ , respectively. Panel (a) shows  $r_H/r_0$  as function of  $n$  for fixed  $\delta$ , and (b) shows  $r_H/r_0$  as function of  $\delta$  for fixed  $n$ . Since  $\delta$  is a real variable, an interpolation is indicated.

10 242 mesh nodes on the deformed sphere surface. Overall agreement is good, moreover, results from the finer BEM mesh ( $\times$ , 10 242 nodes) are in closer agreement with those of our spectral method than those from the coarser mesh (+, 1026 nodes). For all  $n > 2$ , the hydrodynamic radius increases monotonically with  $\delta$ . However, for  $n = 2$ , the minimum is at  $\delta \approx 1/3$ .

### 5. Application to self-phoresis

Given the expansion of the velocity/pressure field in Lamb modes, a corresponding expansion of the stress tensor can be computed by straightforward, if tedious, differentiation. This section puts that to use to calculate the self-propulsion speed of spheroidal self-phoretic particles as a function of surface flux  $J$ , in the limit of the thin interfacial layer (§ 2.4*b*), without computing the slip velocity.

If we know the slip velocity field  $\mathbf{u}_{slip}(\mathbf{r}_S)$ , then the self-phoretic velocity is  $U_p = -\mathbf{A}^{-1} \cdot \mathbf{F}[\mathbf{u}_{slip}]$ , where  $\mathbf{A}$  is the hydrodynamic resistance matrix of the particle and  $\mathbf{F}[\mathbf{u}_{slip}]$  is the total force exerted across the surface  $S$  as in (2.14). The methods described in previous sections can determine the relevant components of  $\mathbf{A}$  and  $\mathbf{F}$  in an axisymmetric situation. Moreover, we can avoid the need to calculate slip velocity by using the identity (Lammert, Crespi & Nourhani 2016)  $\mathbf{F}[\mathbf{u}_{slip}] = (\mu_{ph}/D)\mathbf{F}[J\hat{\mathbf{n}}]$ . Thus,  $U_p = -(\mu_{ph}/D)\mathbf{A}^{-1} \cdot \mathbf{F}[J\hat{\mathbf{n}}]$ , where  $\mathbf{F}[J\hat{\mathbf{n}}]$  is the total force resulting from velocity  $J\hat{\mathbf{n}}$  on the surface  $S$ . Finally, this last quantity can be calculated with the aid of the Lorentz reciprocal theorem. The result is the formula

$$U_p = -\frac{\mu_{ph}}{D} \mathbf{A}^{-1} \cdot \mathbf{F}[\hat{\mathbf{n}}J] = -\frac{\mu_{ph}}{D} \int_S \mathbf{A}^{-1} \cdot \mathbf{E}(\mathbf{r}_S)^T \cdot \hat{\mathbf{n}}J \, dA, \quad (5.1)$$

for the self-propulsion velocity, where  $\mathbf{E}$  is a rank-2 tensor closely related to the stress tensor induced by uniform velocity on  $S$ : For a passive particle moving at velocity  $\mathbf{U}$ , the hydrodynamic surface traction  $\mathbf{f}_U(\mathbf{r}_S) = \hat{\mathbf{n}} \cdot \boldsymbol{\sigma}_U(\mathbf{r}_S)$  is a linear function  $\mathbf{E}(\mathbf{r}_S) \cdot \mathbf{U}$  of the velocity. This defines  $\mathbf{E}$ ; since  $\mathbf{f}_U(\mathbf{r}_S) = \hat{\mathbf{n}} \cdot \boldsymbol{\sigma}_U(\mathbf{r}_S)$ ,  $\mathbf{E}$  can be calculated from the stress tensor. In fact, if the flux  $J$  and the particle are axisymmetric,  $U_p = \mathcal{U}_p \hat{\mathbf{e}}_z$  is along the symmetry axis, and

$$\mathcal{U}_p = -\frac{\mu_{ph}}{D} A_{zz}^{-1} \int_S \hat{\mathbf{n}} \cdot \boldsymbol{\sigma}_{\mathbf{e}_z}(\mathbf{r}_S) \cdot \hat{\mathbf{n}}J \, dA, \quad (5.2)$$

where  $\boldsymbol{\sigma}_{\mathbf{e}_z}$  is the stress tensor associated with the surface velocity field  $\mathbf{u}_S = \mathbf{e}_z$ .

We apply this to spheroids, with surface flux  $J$  in either a source/sink configuration, (uniform positive for  $\eta > \eta_0$ , uniform negative for  $\eta < \eta_0$ , with magnitudes such that net flux over the surface is zero), see figure 3, or a source/inert configuration, where the sink surface is replaced by an inert surface, in which case net flux is non-zero. The self-phoretic velocities for a range of eccentricity  $\varepsilon$  and  $\eta_0$ , computed from (5.2) are plotted, scaled by the natural velocity scale  $\mathcal{U}^* = \mu_{ph} \overline{|J|} / (2D)$ , where overline indicates surface average. The results are in excellent agreement with exact solutions (Nourhani & Lammert 2016) for spheroids.

### 6. Conclusion

We proposed a non-perturbative spectral method for low-Reynolds-number axisymmetric flow fields exterior to a radially deformed sphere. Implementation is simple, with no surface meshing, and the computational core being the solution of a set of linear algebraic equations. Still, it is well-suited to handle highly aspherical geometries. Our formalism for treating deformed spheres is built on Brenner's mapping (Brenner 1964*a*). The difference is that Brenner's method is perturbative and based on differential operations on the surface velocity field, whereas ours is non-perturbative and based on weighted integration of the boundary condition. It can perform well even in cases where perturbation theory may not work.



## Spectral method for axisymmetric Stokes flow

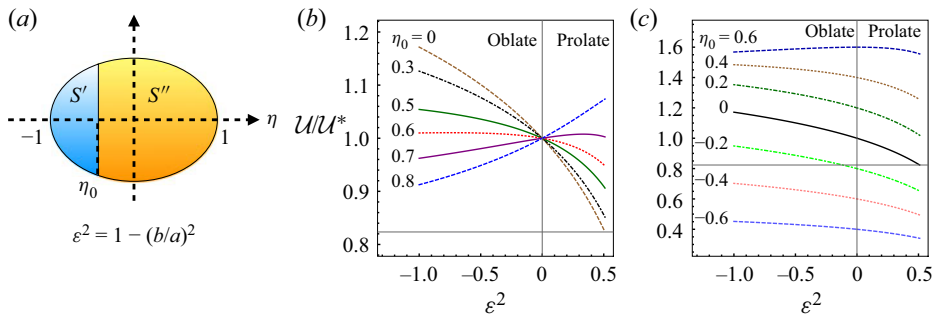


Figure 3. (a) Self-phoretic spheroid geometry:  $S''$  is source region,  $S'$  sink or inert region. Here  $\eta$  is a scaled  $z$  coordinate;  $a$  and  $b$  are semi-axis lengths along and perpendicular to the symmetry axis;  $\varepsilon^2 = 1 - (b/a)^2$  is greater (less) than 1 for prolate (oblate) spheroids. (b) Propulsion velocity for source/sink configuration, scaled to  $U^* \equiv \mu_{ph} |\mathbf{J}| / (2D)$ . (c) Propulsion velocity for source/inert configuration.

We have demonstrated the method on two problems. The first is hydrodynamic radii of spheres deformed in simple trigonometric patterns, albeit very strongly. The results were compared to BEM calculations, with good agreement. The second is a calculation of propulsion velocity of self-phoretic spheroids in the limit of the thin interfacial layer by a method which avoids computation of the slip velocity, although that could be handled as well. Axisymmetry occurs frequently in studies of microswimmers (Yariv 2011; Sabass & Seifert 2012; Poehnl, Popescu & Uspal 2020). Beyond spherical microswimmers (Nourhani *et al.* 2015), a significant potential use of the formalism is to study the geometrical effects of high non-sphericity (Nourhani & Lammert 2016) on the dynamics of active particles and microswimmers and assist with advancing our understanding of the optimal geometry of slightly deformed spherical microswimmers (Daddi-Moussa-Ider *et al.* 2021) to highly deformed ones. Moreover, the contribution of active particle shape to motion can then be consolidated in integration kernels (Nourhani & Lammert 2016) that quantify the contribution of local activity to swimmer dynamics. The current formalism can be advanced in multiple directions to include scenarios such as non-radial deformations, liquid droplets, deformed spheroids (to include deformed discotic and needle-like geometries), and extension to three-dimensional non-axisymmetric cases.

**Acknowledgements.** The authors are grateful to W. Uspal and V. Crespi for insightful comments and discussions.

**Funding.** This work is supported by funding from the University of Akron.

**Declaration of interests.** The authors report no conflict of interest.

**Author ORCIDs.**

 Amir Nourhani <https://orcid.org/0000-0002-7951-9483>.

### REFERENCES

- BRENNER, H. 1963 The stokes resistance of an arbitrary particle. *Chem. Engng Sci.* **18** (1), 1–25.  
 BRENNER, H. 1964a The stokes resistance of a slightly deformed sphere. *Chem. Engng Sci.* **19** (8), 519–539.  
 BRENNER, H. 1964b The stokes resistance of an arbitrary particle—II: an extension. *Chem. Engng Sci.* **19** (9), 599–629.  
 BRENNER, H. 1964c The stokes resistance of an arbitrary particle—III: shear fields. *Chem. Engng Sci.* **19** (9), 631–651.  
 BRENNER, H. 1964d The stokes resistance of an arbitrary particle—IV arbitrary fields of flow. *Chem. Engng Sci.* **19** (10), 703–727.

- BRENNER, H 1966 The stokes resistance of an arbitrary particle—part V: symbolic operator representation of intrinsic resistance. *Chem. Engng Sci.* **21** (1), 97–109.
- DADDI-MOUSSA-IDER, A., NASOURI, B., VILFAN, A. & GOLESTANIAN, R. 2021 Optimal swimmers can be pullers, pushers or neutral depending on the shape. *J. Fluid Mech.* **922**, R5.
- HAPPEL, J. & BRENNER, H. 1983 *Low Reynolds Number Hydrodynamics*. Springer.
- KESSLER, S, FINKEN, R & SEIFERT, U 2008 Swinging and tumbling of elastic capsules in shear flow. *J. Fluid Mech.* **605**, 207–226.
- KIM, S. & KARRILA, S.J. 2005 *Microhydrodynamics: Principles and Selected Applications*. Dover Publications.
- LAMB, H. 1932 *Hydrodynamics*, 6th edn. Cambridge University Press.
- LAMMERT, P.E., CRESPI, V.H. & NOURHANI, A. 2016 Bypassing slip velocity: rotational and translational velocities of autophoretic colloids in terms of surface flux. *J. Fluid Mech.* **802**, 294–304.
- LEAL, L.G. 2007 *Advanced Transport Phenomena: Fluid Mechanics and Convective Transport Processes*. Cambridge University Press.
- MASOUD, H. & STONE, H.A. 2019 The reciprocal theorem in fluid dynamics and transport phenomena. *J. Fluid Mech.* **879**, P1.
- MOHAN, A. & BRENNER, H. 2006 Thermophoretic motion of a slightly deformed sphere through a viscous fluid. *SIAM J. Appl. Maths* **66** (3), 787–801.
- MORSE, P.M. & FESHBACH, H. 1953 *Methods of Theoretical Physics*. McGraw-Hill.
- MULDOWNEY, G.P. & HIGDON, J.J.L 1995 A spectral boundary-element approach to 3-dimensional stokes-flow. *J. Fluid Mech.* **298**, 167–192.
- NOURHANI, A., CRESPI, V.H. & LAMMERT, P.E. 2015 Self-consistent nonlocal feedback theory for electrocatalytic swimmers with heterogeneous surface chemical kinetics. *Phys. Rev. E* **91**, 062303.
- NOURHANI, A. & LAMMERT, P.E. 2016 Geometrical performance of self-phoretic colloids and microswimmers. *Phys. Rev. Lett.* **116**, 178302.
- PAK, O.S. & LAUGA, E. 2014 Generalized squirming motion of a sphere. *J. Engng Maths* **88**, 1–28.
- PALANIAPPAN, D 1994 Creeping flow about a slightly deformed sphere. *Z. Angew. Math. Phys.* **45** (5), 832–838.
- POEHLN, R., POPESCU, M.N & USPAL, W.E 2020 Axisymmetric spheroidal squirmers and self-diffusiophoretic particles. *J. Phys.: Condens. Matter* **32** (16), 164001.
- POZRIKIDIS, C 1992 *Boundary Integral and Singularity Methods for Linearized Viscous Flow*. Cambridge University Press.
- POZRIKIDIS, C. 2002 *A Practical Guide to Boundary Element Methods with the Software Library BEMLIB*. CRC Press.
- RIPPS, D.L & BRENNER, H. 1967 The stokes resistance of a slightly deformed sphere—II intrinsic resistance operators for an arbitrary initial flow. *Chem. Engng Sci.* **22** (3), 375–387.
- SABASS, B. & SEIFERT, U. 2012 Nonlinear, electrocatalytic swimming in the presence of salt. *J. Chem. Phys.* **136** (21), 214507.
- STOKES, G.G. 1851 On the effect of the internal friction of fluids on the motion of pendulums. *Trans. Camb. Phil. Soc.* **9**, 8.
- YARIV, E. 2011 Electrokinetic self-propulsion by inhomogeneous surface kinetics. *Proc. R. Soc. A: Math. Phys. Engng Sci.* **467** (2130), 1645–1664.