

Characteristics and outcomes of older emergency department patients assigned a low acuity triage score

Ariel Hendin, MD*; Debra Eagles, MD, MSc*[†]; Victoria Myers, BSc[‡]; Ian G. Stiell, MD, MSc*[†]

CLINICIAN'S CAPSULE

What is known about the topic?

Little is known about the outcomes of older patients who are classified as “low acuity” at triage.

What did this study ask?

What are the differences in outcome of ED patients ages 65 years and older who received a CTAS score of 4 or 5, compared with patients 40 to 55 years old.

What did this study find?

Older patients were significantly more likely to be admitted; patients aged 85 years and older were particularly at risk.

Why does this study matter to clinicians?

Consideration should be given to triage modifiers for age, given the higher admission and re-presentation rates in older patients.

(4.0% v. 0.7%, $p=0.045$). In a subgroup analysis, patients ages 85 years and above were most likely to be admitted (8.9%, $p=0.003$).

Conclusions: Older patients who present to the ED with issues labelled as “less acute” at triage are 16 times more likely to be admitted than younger controls. Patients ages 85 years and up are the primary drivers of this higher admission rate. Our study indicates that even “low acuity” elders presenting to the ED are at risk for re-presentation and admission within 14 days.

RÉSUMÉ

Objectif: Les personnes âgées sont considérées comme un groupe à risque élevé au service des urgences (SU), mais on en connaît peu sur le sort des cas jugés peu urgents au moment du triage. Aussi l'étude visait-elle à déterminer les résultats observés chez les personnes âgées de 65 ans et plus considérées comme des cas peu urgents.

Méthode: L'étude consistait en un examen de dossiers médicaux de personnes âgées de 65 ans et plus et de témoins âgés de 40 à 55 ans examinés au SU pour des troubles jugés de niveau 4 ou 5 selon l'Échelle canadienne de triage et de gravité. La collecte de renseignements comprenait des données démographiques, la prise en charge au SU, le sort des patients, les nouvelles consultations et les hospitalisations au bout de 14 jours. Les données ont fait l'objet d'une analyse descriptive, en plus d'avoir été soumises à des tests du chi carré. Conformément au plan d'étude, nous avons procédé à une analyse stratifiée des patients selon les tranches d'âge suivantes : 65 - 74 ans, 75 - 84 ans et 85 ans et plus.

Résultats: Ont été retenus dans l'étude 350 personnes âgées, ayant en moyenne 76,5 ans, et 150 témoins. La plupart des patients ont consulté pour des troubles musculosquelettiques ou cutanés et ont été dirigés vers la section des soins ambulatoires au moment du triage. Les risques d'hospitalisation au moment de la consultation de référence (5,0% contre [c.] 0,3%, $p=0,016$) ou d'une nouvelle consultation (4,0% c. 0,7%, $p=0,045$) étaient sensiblement plus élevés chez les personnes âgées que chez les témoins. En outre, d'après l'analyse par sous-groupe, les

ABSTRACT

Objective: Although older patients are a high-risk population in the emergency department (ED), little is known about those identified as “less acute” at triage. We aimed to describe the outcomes of patients ages 65 years and older who receive low acuity triage scores.

Methods: This health records review assessed ED patients who were ages 65 years and above or ages 40 to 55 years (controls) who received a Canadian Triage Acuity Scale score of 4 or 5. Data collected included patient demographics, ED management, disposition, and a return visit or hospital admission at 14 days. Data were analysed descriptively and chi-square testing performed. A pre-planned stratified analysis of patients ages 65 to 74, 75 to 84, and 85 and older was conducted.

Results: Three hundred fifty older patients with a mean age of 76.5 years and 150 control patients were included. Most patients presented with musculoskeletal or skin complaints and were triaged to the ambulatory care area. Older patients were significantly more likely than controls to be admitted on the index visit (5.0% v. 0.3%, $p=0.016$) and on re-presentation

From the *Department of Emergency Medicine, University of Ottawa, Ottawa, ON; [†]Ottawa Hospital Research Institute, Ottawa, ON; and the [‡]Faculty of Medicine, University of Ottawa, Ottawa, ON.

Correspondence to: Dr. Ariel Hendin, Department of Emergency Medicine, University of Ottawa, 1053 Carling Ave., E-Main Room EM-206, Box 227, Ottawa, ON K1Y 4E9; Email: ahendin@toh.ca

© Canadian Association of Emergency Physicians

CJEM 2018;20(5):762-769

DOI 10.1017/cem.2018.17

patients âgés de 85 ans et plus connaissaient un risque très élevé d'hospitalisation (8,9%, $p=0,003$).

Conclusions: Les risques d'hospitalisation sont 16 fois plus élevés chez les personnes âgées qui sont considérées comme des cas peu urgents au SU que chez les témoins, et l'écart s'explique en grande partie par les patients âgés de 85 ans et plus. Les résultats de l'étude indiquent donc que même les

personnes âgées considérées comme des cas peu urgents au SU sont susceptibles de consulter à nouveau ou d'être hospitalisées dans les 14 jours suivant la consultation de référence.

Keywords: geriatrics, triage

INTRODUCTION

Older patients, commonly defined in the literature as those who are ages 65 years and older, currently account for 24% of emergency department (ED) visits.¹ This group is expected to alter ED capacity and care because older patients comprise an increasing proportion of the population.^{1,2} These patients have higher ED visit numbers, longer lengths of stay in the department, and higher hospital admission rates than younger patients.^{3,4} One-third to one-half of elderly patients will present again to the ED within 90 days of their discharge, and these patients are at a higher risk of functional decline and death following an ED visit.^{5,6} The national issue of ED overcrowding has led to a number of attempted solutions to improve patient flow through the department, including "fast track" or minor treatment areas for less urgent issues.⁷ Although it is well documented that overall older ED patients are at increased risk of adverse outcomes, there is a paucity of literature addressing the subset of elderly patients triaged to these low acuity areas of the ED.³⁻⁶

The Canadian Triage and Acuity Scale (CTAS) is a widely used five-level scale to rapidly assess and triage ED patients in terms of urgency of their presenting complaint.⁸ Most research indicates that the CTAS criteria are reliable and predict the need for immediate life-saving intervention, including in elderly patients.^{9,10} However, some studies indicate that elderly trauma patients are under-triaged, and authors have suggested that specific geriatric triage criteria are more sensitive than standard triage algorithms.¹¹⁻¹⁴ Of the frail elderly patients who are labeled on triage as having "failure to cope," one-half had an acute medical issue and one-quarter were under-triaged.¹⁵ In addition, elderly patients who frequently visit the ED may be assigned less acute triage scores compared with those patients who present less often.¹⁶ There is no specific age-related modifier in the CTAS or Emergency Severity Index guidelines, although many elderly patients present with problems of proportionately greater urgency than younger

patients.^{8,17,18} In two Canadian studies, approximately 5% of elderly patients who received a less urgent CTAS score of 4-5 were admitted to the hospital following their ED visit, whereas another study in South Korea, where admission patterns may differ from Canadian practices, found that nearly 20% of older patients triaged as CTAS 4 were admitted.^{9,19,20} For reference, CTAS guidelines that indicate time to initial patient assessment by a physician should be 1 hour for CTAS 4 patients, whereas CTAS 5 patients should be assessed within 2 hours. CTAS 4 and 5 scores encompass a wide scope of problems such as minor fracture, stable minor head injury, and moderate abdominal pain with normal vital signs.⁸ Admission rates to Canadian hospitals for patients of all ages with a CTAS score of 4 to 5 range from 1% to 2%.²¹

Although the existing literature thus indicates that older ED patients are a high-risk population for adverse outcomes after an ED visit, little is known specifically about older patients who present with issues that are initially classified as less acute. Our study aimed to describe the cohort of older patients who present to the ED with complaints felt to be of low acuity, many of whom are currently triaged to ambulatory care areas, and to assess their outcomes in comparison with a younger cohort. In particular, we wanted to evaluate the characteristics of older patients assigned a CTAS score of 4 to 5, describe their course in the ED, including the extent of workup and management, and assess their disposition and short-term outcomes.

METHODS

Study design and setting

This study was a health records review of patients seen at two large urban Canadian EDs between July and August 2015. These EDs are both academic centres with a combined annual census of nearly 175,000 visits. The single Research Ethics Board for both hospitals

reviewed and approved the study protocol prior to the commencement of data collection.

Subjects

Included patients were those with CTAS scores of 4 or 5 at triage. For the older cohort, 350 charts from patients ages 65 years and older within the pre-specified period were provided to the data extractors at random by the hospital's Data Warehouse, whereas 150 charts of patients ages 40 to 55 years were selected in the same fashion and reviewed as a control group. Patients who were assigned a CTAS score of 4 or 5 but who were never seen by an emergency physician, that is, those who were to be seen by another service directly in the ED or who left without being seen were excluded from a full data collection.

Data collection

Data abstractors were trained in the use of online scanned hospital documentation and familiarized with the use of the data report form, but were not blinded to study objectives. One trained reviewer assessed all charts and abstracted patient information using a standardized data form. Documents examined for an index visit included triage and nursing notes, ED records of treatment, and any consultation or admission notes generated during that ED visit. All documents, including subsequent ED triage notes and records of treatment, consultation notes, and nursing records within the 14-day period after the index ED visit were reviewed to assess 14-day outcomes. Fourteen-day outcomes were chosen as a means to assess short-term outcomes that would be more likely to represent an ED revisit or hospital admission for the same issues as the initial ED visit. To achieve inter-rater reliability, 20% of the total charts (the middle 10% of both the older and control cohorts) were reviewed by a second trained reviewer using the same data form. Five episodes of disagreement occurred due to differences in interpreting handwriting on the records of treatment and were resolved by discussion and consensus.

Outcome measures

Data collected included 1) patient demographics, including presenting complaints, comorbidities, and percentage of patients with a family physician listed; 2) ED visit information, including the location of triage and total length of stay; 3) testing and interventions performed in the ED, consultation rates, and rates of re-triage to a more acute

area of the ED; and 4) disposition information following the index visit, as well as revisits and admissions to the hospital within 14 days.

Retrospective CTAS scoring

After a review of the patient's ED triage documentation only, one physician reviewer who was trained in CTAS scoring assigned a retrospective CTAS score to each patient. When disagreement existed between the nurse-assigned triage CTAS score and the retrospectively applied score, a second trained physician reviewer was consulted to reach consensus based on CTAS guidelines and the available information.

Statistical analysis

Data were analysed descriptively and analytically to evaluate patient demographics, ED visit information, and 14-day outcomes. Means with standard deviations and proportions with confidence intervals (CI) were used for continuous and categorical variables, respectively. The analysis for patients ages 65 years and older also included a pre-planned stratified analysis of patients ages 65 to 74 years, 75 to 84 years, and those ages 85 years and older. Chi-square tests were used to assess differences in testing, treatment, and disposition between controls and older groups, as well as among age strata, with significance being attributed to a p level of < 0.05 . For retrospective CTAS scoring, comparisons were made between the older patients' assigned CTAS scores and their retrospectively applied ones, including kappa statistics to evaluate inter-observer reliability.

RESULTS

The hospital's Data Warehouse provided the sample of patients who met the inclusion criteria for either the older or the control cohort groups. Of these, 529 patients were screened and 29 patients were excluded after their charts were reviewed based on reasons outlined in Figure 1, leaving 350 patients in the older cohort and 150 in the control group.

The average age of the older cohort was 76.5 years (range 65-100), whereas the control group of 40- to 55-year-olds had a mean age of 47.3 years (Table 1). The most common reasons for an ED visit in both groups were extremity injury or pain, rashes, and lacerations or bites. The majority of both groups received CTAS scores

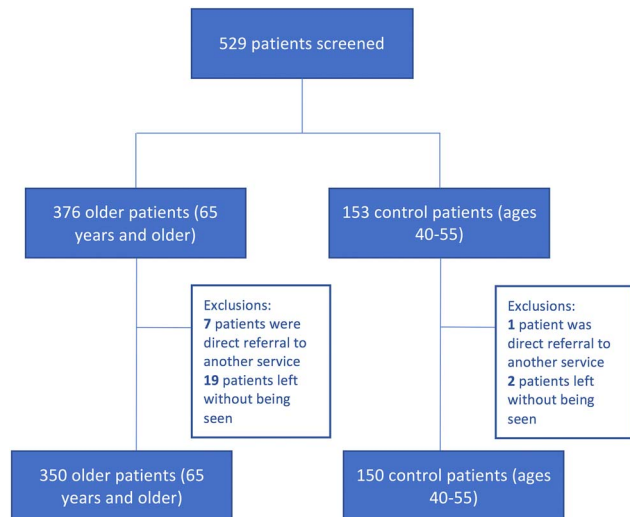


Figure 1. Flow diagram of all patients screened.

of 4 on arrival (89.7% older, 96% control). Most patients were triaged to the ambulatory care area of the ED (88.6% older, 99.3% control). In the older cohort, 11% of patients were triaged to a non-monitored stretcher area. One older patient was brought to the acute monitored area in the department because he was on a backboard from emergency medical services (EMS) after a fall. Abnormal triage vitals in both populations were rare, with the most common abnormality being tachycardia (2.9% older v. 6.7% controls).

Table 2 describes investigations performed and patient management in the ED. Consulting services were involved in the management of 13.4% of the older group and 6.7% of the controls. The Geriatric Emergency Management team, a specialized nursing team designed to assess elderly patients whose disposition plan is to home, saw 26 (7.4%) of the older patients. Six patients (1.7%) in the older group were re-triaged to a more acute area of the ED from the ambulatory care area during their ED encounter: four to facilitate pain management and consultation in the ED, and two for a monitored bed. Most discharge diagnoses in both groups were soft tissue injuries (22.3% older v. 24.7% control), fractures (8.6% older v. 6.7% control), and cellulitis or abscess (12.0% older v. 12.7% control).

Table 3 outlines patient disposition and 14-day outcomes. The older cohort was significantly more likely to be admitted to the hospital (5.1% v. 0.6%, $p=0.016$). Discharge home from the ED occurred in 94.9% of the older group (84.3% to home, and 10.6% to retirement or nursing home) versus 99.3% of the younger controls. One patient in the older cohort was

Table 1. Characteristics of the older versus control cohorts

	Older cohort (n = 350)	Control group (n = 150)
Age (years) [mean +/- SD]	76.5 +/- 9.3	47.3 +/- 4.7
Range (years)	65-100	40-55
Gender – female (%)	198 (56.6)	83 (55.3)
Arrival mode (%)		
EMS	49 (14)	2 (1.3)
Self-presented	301 (86)	148 (98.7)
From home (%)	305 (87.1)	150 (100)
From nursing home/ retirement home (%)	45 (12.9)	0 (0)
CTAS score on presentation (%)		
CTAS 4	314 (89.7)	144 (96.0)
CTAS 5	36 (10.3)	6 (4.0)
Triage location (%)		
Ambulatory care	310 (88.6)	149 (99.3)
Bedded unit	39 (11.1)	1 (0.7)
Family physician listed (%)	319 (91.1)	149 (99.3)
Most common reasons for visit (%)		
Lower extremity pain/injury	63 (18)	28 (18.7)
Upper extremity pain/injury	37 (10.6)	17 (11.3)
Swelling/redness/rash	35 (10)	22 (14.7)
Laceration/bite	31 (8.9)	21 (14.0)
Follow-up visit	25 (7.1)	3 (2.0)
Medical device problem	17 (4.9)	5 (3.3)
Dyspnea/chest pain	12 (3.4)	7 (4.7)
Past medical history (%)		
Hypertension	179 (51.1)	11 (7.3)
Musculoskeletal disorder	84 (24.0)	20 (13.3)
Heart disease	64 (18.3)	3 (2.0)
Diabetes	55 (15.7)	9 (6.0)
Dementia	38 (10.9)	0 (0)
Lung disease	38 (10.9)	12 (8.0)
Abnormal triage vitals (%)		
Temperature > 38°C	0 (0)	0 (0)
Heart rate > 100/min.	10 (2.9)	10 (6.7)
Respiration rate > 20/min.	2 (0.6)	3 (2)
Systolic blood pressure < 90 mm Hg	1 (0.3)	0 (0)
Oxygen saturation < 90%	2 (0.6)	2 (1.3)

admitted to an acute monitored setting for congestive heart failure; the remainder of admitted patients went to non-monitored ward beds. In the older group, more CTAS 4 patients (5.4%) than CTAS 5 patients (2.8%) were admitted, but this was not significant ($p=0.46$, Figure 2). There was a non-significant trend towards increased ED revisit rates in the older group at 14 days (13.7% v. 8.7%, $p=0.11$). Among the older population, the presenting complaint on ED revisit was the same as the initial visit in 60.4% of cases, with 79.2% of revisits

Table 2. ED data for the older and younger cohorts

	Older cohort (n = 350)	Control group (n = 150)
Re-triage to more acute setting (%)	6 (1.7)	0 (0)
Length of stay (mean)	3:23	2:56
X-ray performed (%)	115 (32.9)	44 (29.3)
Bloodwork drawn (%)	88 (25.1)	20 (13.3)
CT scan performed (%)	35 (10.0)	9 (6.0)
IV fluids	7 (2.0)	3 (2.0)
IV antibiotics	16 (4.6)	4 (2.7)
Consult in ED (%)	47 (13.4)	10 (6.7)
Medicine	21 (6.0)	7 (4.7)
Surgical service	19 (2.9)	2 (1.3)
Other	7 (2.0)	1 (0.7)
Services accessed in ED (%)		
Community Care Access Centre (CCAC)	16 (4.6)	2 (1.3)
Geriatric Emergency Medicine (GEM) nursing	26 (7.4)	0 (0)
Social work	4 (1.1)	1 (0.7)
Discharge diagnosis (%)		
Soft tissue injury/extremity pain	78 (22.3)	37 (24.7)
Cellulitis/abscess	42 (12.0)	19 (12.7)
Fracture	30 (8.6)	10 (6.7)
Laceration/bite	28 (8.0)	21 (14.0)
Abdominal/chest pain	25 (7.1)	6 (4.0)
Dyspnea NYD	16 (4.6)	4 (2.7)
URTI	14 (4.0)	9 (6.0)
Device complication	13 (3.7)	1 (0.7)
Other	36 (10.3)	15 (10.0)

CCAC = Community Care Access Centre (organizes outpatient intravenous antibiotic therapy and medications, as well as home care supports); GEM = Geriatric Emergency Medicine nursing (provides an in-depth assessment and recommendations for those patients who are felt to be safe for discharge home but could benefit from a review of geriatric-specific issues [e.g., falls, memory, mobility]); NYD = not yet diagnosed; URTI = upper respiratory tract infection

being related to the initial ED visit. The most common reasons for an ED revisit in the older group were skin complaints such as cellulitis, rash or laceration (37.5%), soft tissue injury (10.4%), and falls or weakness (12.5%). In the younger group, most re-presentations to the ED were for skin conditions (30.8%), mental health (15.4%), and extremity pain (15.4%). Fourteen-day hospital admission rates were significantly higher in the older cohort (4.0% v. 0.7%, $p=0.045$; Figure 3). The unweighted kappa value for inter-rater reliability of CTAS in the older group was 0.79 (95% CI, 0.68–0.89). One patient who was admitted to the hospital on an index visit and received a nurse-assigned triage score of 5 was retrospectively assigned a CTAS score of 4; in all other cases, the patients (94.4%) for whom there was disagreement on CTAS scores were discharged.

Table 3. Disposition and 14-day follow-up outcomes of older and younger cohorts

	Older cohort (n = 350)	Control group (n = 150)	<i>p</i> -value
<i>Disposition (%)</i>			
Discharged to home	295 (84.3)	149 (99.3)	
Discharged to NH/RH	37 (10.6)	0 (0)	
Admitted (%)	18 (5.1)	1 (0.6)	0.016
To ward bed	17 (94.4)	1 (100)	
To AMA/ICU	1 (5.6)	0 (0)	
<i>14-day outcomes</i>			
Revisit to hospital at 14 days (%)	48 (13.7)	13 (8.7)	0.11
Admission at 14 days (%)	14 (4.0)	1 (0.7)	0.045

AMA = acute monitoring area; ICU = intensive care unit; NH/RH = nursing/retirement home.

In the subgroup analysis of the older cohort, 23% of patients were ages 85 years or older, and 65% of this “very elderly” group were female. Table 4 demonstrates that the very elderly group was more likely to arrive by ambulance (32.0% v. 6.8% for ages 65–74 and 11.0% for ages 75–84, $p < 0.001$). This group (35.4%) had more bloodwork performed than those ages 65–74 (19.8%) or 75–84 (25.7%, $p = 0.03$) and was more likely to undergo a computed tomography (CT) scan (19.0% v. 6.8% for ages 65–74 years, v. 8.3% for ages 75–84 years, $p = 0.02$). They were also more likely to be admitted to the hospital (8.9%) than those ages 65 to 74 (1.85%) or 75 to 84 years (7.3%, $p = 0.03$). Finally, although 14-day ED revisit rates were not significantly different by age strata (13.0%, 65–74; 11.0%, 75–84; 19.0%, 85 and over; $p = 0.29$), admission rates at 14 days were higher again in the very elderly group (11.4% v. 0.6%, 65–74 v. 3.7%, 75–84, $p < 0.001$).

DISCUSSION

This study assessed the outcomes of older patients who were assigned a “less urgent” ED triage score and compared them with younger control patients. The older patients had a higher number of medical comorbidities, but most of this older group still was living independently and ambulatory prior to presentation. Both groups presented with similar, seemingly low acuity triage complaints such as dermatologic and musculoskeletal issues, and most were triaged to an ambulatory care area. However, the intensity of workup

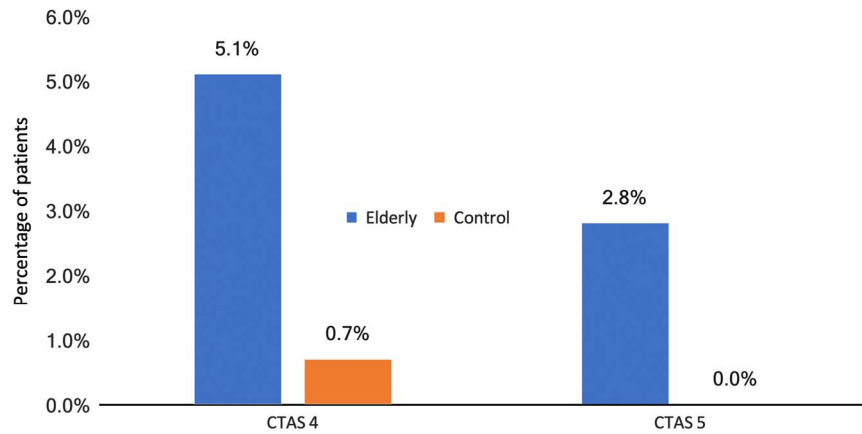


Figure 2. Admission rates on the index visit by CTAS score.

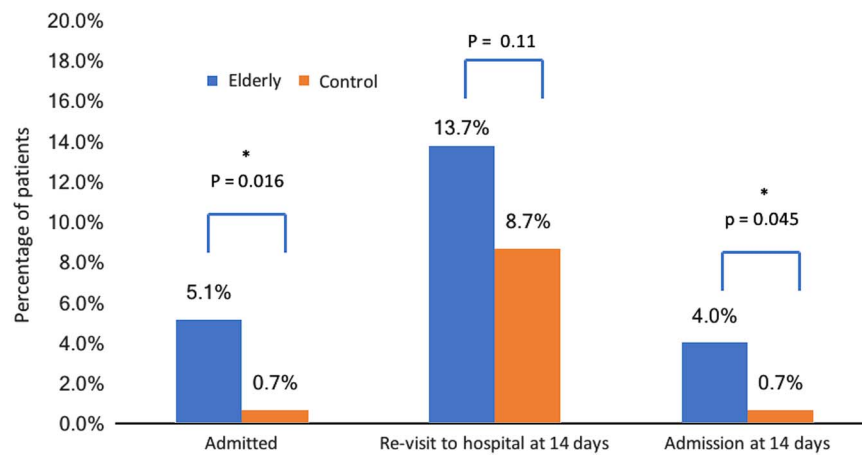


Figure 3. Disposition data of elderly versus control patients.

Category	Ages 65-74 (n = 162)	Ages 75-84 (n = 109)	Ages 85 and over (n = 79)	p-value
Arrival by EMS	11 (6.8%)	12 (11.0%)	26 (32%)	<0.001
Bloodwork performed	32 (19.8%)	28 (25.7%)	28 (35.4%)	0.03
CT scan performed	11 (6.8%)	9 (8.3%)	15 (19.0%)	0.02
Consult in ED	21 (13.0%)	16 (14.7%)	10 (12.7%)	0.90
GEM team involved	6 (3.7%)	10 (9.2%)	10 (12.7%)	0.03
<i>Disposition</i>				
Home	156 (98.1%)	97 (96.0%)	42 (58.3%)	
Retirement/nursing home	3 (1.9%)	4 (4.0%)	30 (41.7%)	
Admitted	3 (1.6%)	8 (7.3%)	7 (8.9%)	0.03
<i>Revisit and readmission rates</i>				
Revisit ED at 14 days	21 (13.0%)	12 (11.0%)	15 (19.0%)	0.29
Admission at 14 days	1 (0.6%)	4 (3.7%)	9 (11.4%)	<0.001

CT= computed tomography; ED= emergency department; EMS= emergency medical services; GEM= Geriatric Emergency Medicine.

and admission rates was higher in the older cohort. The older group was also more likely to revisit the ED for the same reason as index presentation and be

admitted to the hospital within 14 days. The primary driver of this increased admission rate and revisit rate was the very elderly group ages 85 years and older.

The admission rate in our study of 5.1% for all older patients and 8.9% for the very elderly subgroup is much higher than national average for CTAS 4-5 patients, which estimates a 1% to 2% admission rate overall.²¹ Other Canadian studies of older patients, although they did not specifically assess only low acuity triage patients, have also found that admission rates for older CTAS 4-5 patients are 4% to 6%.^{19,20} One Korean study found a 19% admission rate among elderly patients assigned a CTAS 4 triage score.⁹ A recent Canadian study found that age over 65 years was a strong predictor of admission to the hospital among CTAS 5 patients.¹⁴ Collectively, these studies support our finding that admission rates to the hospital, even among low acuity older patients with benign-sounding presenting complaints, far exceed admissions for younger patients.

Strengths of our study include its specific focus on older patients assigned a low acuity triage score and its comparison with a younger control cohort. Previous studies have assessed CTAS validity and outcomes among older patients with CTAS scores of 1-5, but our research question directly addresses those older patients with CTAS scores of 4-5, many of whom are triaged to an ambulatory care area. Our pre-specified analysis of outcomes based on age strata provided the important information that the very elderly group of age 85 years and older require more resources in ED workup, are admitted more frequently to the hospital, and are at higher risk of ED re-presentation and subsequent admission within 14 days. Finally, we retrospectively assigned CTAS scores to the older cohort and compared them with the nurse-assigned CTAS scores in a similar fashion to other papers.^{10,14,22} We found good inter-rater reliability, indicating that these patients were likely appropriately triaged as “low acuity,” based on the existing triage tools.

The primary limitations of our study include its health records review design and its limited sample size. A health records review can introduce subjectivity in interpreting the information recorded, and reviewers were not blinded to study objectives. To mitigate potential bias, we measured largely objective outcomes (i.e., admission, hospital revisit) and had two reviewers collect data on 20% of the total charts to ensure consistent recording. We based our data collection on ED records and consultations performed in the department only; therefore, it is possible that some information about patients’ past medical history or social situation was missed without a review of the entire patient record. We did not access other hospital databases or follow up by telephone with patients to ascertain

whether they re-presented to other hospitals within 14 days of their ED visit at our centre; thus, revisit rates may have been higher than we calculated in our data set. Lastly, this study was performed at two high-volume centres in the same city, with access to allied healthcare providers such as Geriatric Emergency Management Nurses and Social Work. In smaller centres with less support, one might hypothesize that revisit rates and potentially admissions for older patients could be even higher than we found.

It must be acknowledged that the primary goal of triage is to decide which patients require more urgent access to care, rather than to predict admission rates to the hospital.²³ Nevertheless, the CTAS has been shown in several studies to predict resource utilization and patient outcomes.^{8,9,24,25} There is no other test that has yet been shown to reliably predict poor outcome in older ED patients.^{26,27} The finding in our study that very elderly patients ages 85 and older have the highest admission rates, both on the initial ED visit and at 14 days, indicates that this group is particularly high-risk despite their low acuity CTAS score. As has been suggested by Worster et al., we would suggest that consideration be given to a CTAS modifier for age.¹⁴ An escalated triage score based on age could alter the perceived acuity of these very elderly patients from the time of their arrival in the ED. It would appropriately reflect the greater ED resources used in the workup of these patients and their increased likelihood of admission.

Future research should focus on the outcomes of this very elderly group and assess whether there are specific factors that contribute to their high admission rates. If possible, studies should assess time to assessment, which is expected to increase with CTAS score, and any adverse outcomes in this population, because this would be the strongest evidence to support CTAS modifier for age.

There is abundant literature to indicate that older patients are at increased risk for adverse outcomes after ED discharge. Our study contributes to this body of knowledge, demonstrating that older patients with seemingly low acuity triage complaints have increased rates of admission to the hospital, both on their index visits and at 14 days compared to younger controls. The very elderly in this low acuity group are nearly twice as likely to be admitted to the hospital than those ages 65 to 84 years. This very elderly group warrants further study and consideration regarding potential modifications to triage scores.

Acknowledgements: The authors would like to thank My-Linh Tran for her assistance with the statistical analysis as well as

Angela Marcantonio for her help with the administrative aspects of this study.

Competing interests: None declared.

REFERENCES

- Canadian Institute for Health Information. Emergency department visits in 2014-2015; 2015. Available at: https://secure.cihi.ca/free_products/NACRS_ED_QuickStats_Infosheet_2014-15_ENweb.pdf.
- Statistics Canada. Population projections: Canada, the provinces, and territories, 2013 to 2063. Statistics Canada Catalogue; 2014. Available at: <http://www.statcan.gc.ca/pub/91-520-x/91-520-x2014001-eng.htm>.
- Biber R, Bail HJ, Sieber C, et al. Correlation between age, emergency department length of stay and hospital admission rate in emergency department patients aged ≥ 70 years. *Gerontology* 2013;59(1):17-22.
- Lowthian J, Curtis A, Stoelwinder J, et al. Emergency demand and repeat attendances by older patients. *Intern Med J* 2013;43(5):554-60.
- Friedmann PD, Jin L, Karrison TG, et al. Early revisit, hospitalization, or death among older persons discharged from the ED. *Am J Emerg Med* 2001;19(2):125-9.
- Pines JM, Mullins PM, Cooper JK, et al. National trends in emergency department use, care patterns, and quality of care of older adults in the United States. *J Am Geriatr Soc* 2013; 61(1):12-7.
- Affleck A, Parks P, Drummond A, et al. Emergency department overcrowding and access block. *CJEM* 2012;14(2): 106-12.
- Murray M, Bullard M, Grafstein E. Revisions to the Canadian Emergency Department Triage and Acuity Scale implementation guidelines. *CJEM* 2004;6(6):421-7.
- Lee J, Oh S, Peck E, et al. The validity of the Canadian Triage and Acuity Scale in predicting resource utilization and the need for immediate life-saving interventions in elderly emergency department patients. *Scand J Trauma Resusc Emerg Med* 2011;19(1):68.
- Mirhaghi A, Heydari A, Mazlom R, Ebrahimi M. The reliability of the Canadian Triage and Acuity Scale: meta-analysis. *N Am J Med Sci* 2015;7(7):299-305.
- Platts-Mills TF, Travers D, Biese K, et al. Accuracy of the emergency severity index triage instrument for identifying elder emergency department patients receiving an immediate life-saving intervention. *Acad Emerg Med* 2010;17 (3):238-43.
- Kodadek LM, Selvarajah S, Velopulos CG, et al. Undertriage of older trauma patients: is this a national phenomenon? *J Surg Res* 2015;199(1):220-9.
- Ichwan B, Darbha S, Shah MN, et al. Geriatric-specific triage criteria are more sensitive than standard adult criteria in identifying need for trauma center care in injured older adults. *Ann Emerg Med* 2014;65(1):92-100.e3.
- Lin D, Worster A. Predictors of admission to hospital of patients triaged as nonurgent using the Canadian Triage and Acuity Scale. *CJEM* 2013;15(6):353-8.
- Rutschmann OT, Chevalley T, Zumwald C, et al. Pitfalls in the emergency department triage of frail elderly patients without specific complaints. *Swiss Med Wkly* 2005;135(9-10): 145-50.
- Wajnberg A, Hwang U, Torres L, Yang S. Characteristics of frequent geriatric users of an urban emergency department. *J Emerg Med* 2012;43(2):376-81.
- Gilboy N, Tanabe P, Travers D, Rosenau AM. Emergency Severity Index: a triage tool for emergency department care. Rockville, MD: Agency for Healthcare Research and Quality; 2011.
- Aminzadeh F, Dalziel WB. Older adults in the emergency department: a systematic review of patterns of use, adverse outcomes, and effectiveness of interventions. *Ann Emerg Med* 2002;39(3):238-47.
- Latham LP, Ackroyd-Stolarz S. Emergency department utilization by older adults: a descriptive study. *Can Geriatr J* 2014;17(4):118-25.
- Quinn K, Herman M, Lin D, et al. Common diagnoses and outcomes in elderly patients who present to the emergency department with non-specific complaints. *CJEM* 2015;17(5): 516-22.
- Canadian Institute for Health Information. Emergency department trends, 2012-2013; 2013. Available at: https://secure.cihi.ca/free_products/NACRS-Infosheet_EDT_ENweb.pdf.
- Beveridge R, Ducharme J, Janes L, et al. Reliability of the Canadian Emergency Department Triage and Acuity Scale: interrater agreement. *Ann Emerg Med* 1999; 34(2):155-9.
- Manos D, Petrie DA, Beveridge RC, et al. Inter-observer agreement using the Canadian Emergency Department Triage and Acuity Scale. *CJEM* 2002;4(1):16-22.
- Worster A, Fernandes CM, Eva K, Upadhye S. Predictive validity comparison of two five-level triage acuity scales. *Eur J Emerg Med* 2007;14:188-92.
- Jiménez JG, Murray MJ, Beveridge R, et al. Implementation of the Canadian Emergency Department Triage and Acuity Scale (CTAS) in the Principality of Andorra: can triage parameters serve as emergency department quality indicators? *CJEM* 2003;5(5):315-22.
- Yao JL, Fang J, Lou QQ, Anderson RM. A systematic review of the identification of seniors at risk (ISAR) tool for the prediction of adverse outcome in elderly patients seen in the emergency department. *Int J Clin Exp Med* 2015;8(4): 4778-86.
- Fan J, Worster A, Fernandes CM. Predictive validity of the Triage Risk Screening Tool for elderly patients in a Canadian emergency department. *Am J Emerg Med* 2006; 24(5):540-4.