



# Consistency between the attached-eddy model and the inner–outer interaction model: a study of streamwise wall-shear stress fluctuations in a turbulent channel flow

Cheng Cheng<sup>1</sup> and Lin Fu<sup>1,2,3,4,†</sup>

<sup>1</sup>Department of Mechanical and Aerospace Engineering, The Hong Kong University of Science and Technology, Clear Water Bay, Kowloon, Hong Kong

<sup>2</sup>Department of Mathematics, The Hong Kong University of Science and Technology, Clear Water Bay, Kowloon, Hong Kong

<sup>3</sup>Center for Ocean Research in Hong Kong and Macau (CORE), The Hong Kong University of Science and Technology, Clear Water Bay, Kowloon, Hong Kong

<sup>4</sup>Shenzhen Research Institute, The Hong Kong University of Science and Technology, Shenzhen, PR China

(Received 25 December 2021; revised 27 February 2022; accepted 8 May 2022)

The inner–outer interaction model (Marusic *et al.*, *Science*, vol. 329, 2010, pp. 193–196) and the attached-eddy model (Townsend, Cambridge University Press, 1976) are two fundamental models describing the multiscale turbulence interactions and the organization of energy-containing motions in the logarithmic region of high-Reynolds-number wall-bounded turbulence, respectively. In this paper, by coupling the additive description with the attached-eddy model, the generation process of streamwise wall-shear stress fluctuations, resulting from wall-attached eddies, is portrayed. Then, by resorting to the inner–outer interaction model, the streamwise wall-shear stress fluctuations generated by attached eddies in a turbulent channel flow are isolated. Direct comparison between the statistics from these two models demonstrates that they are consistent with and complement each other. Meanwhile, we further show that the superpositions of attached eddies follow an additive process strictly by verifying the validity of the strong and extended self-similarity. Moreover, we propose a Gaussian model to characterize the instantaneous distribution of streamwise wall-shear stress, resulting from the attached-eddy superpositions. These findings are important for developing an advanced reduced-order wall model.

† Email address for correspondence: [linfu@ust.hk](mailto:linfu@ust.hk)

© The Author(s), 2022. Published by Cambridge University Press. This is an Open Access article, distributed under the terms of the Creative Commons Attribution licence (<http://creativecommons.org/licenses/by/4.0>), which permits unrestricted re-use, distribution and reproduction, provided the original article is properly cited.

**Key words:** boundary layer structure, turbulence theory, turbulent boundary layers

## 1. Introduction

Wall-shear stress fluctuation is a crucial physical quantity in wall-bounded turbulence, as it is of importance for noise radiation, structural vibration, drag generation and wall heat transfer, among others (Diaz-Daniel, Laizet & Vassilicos 2017; Cheng *et al.* 2020). In the past two decades, ample evidence has shown that the root-mean-squared value of streamwise wall-shear stress fluctuations ( $\tau'_{x,rms}$ ) is sensitive to the flow Reynolds number (Abe, Kawamura & Choi 2004; Schlatter & Örlü 2010; Yang & Lozano-Durán 2017; Guerrero, Lambert & Chin 2020). It indicates that large-scale energy-containing eddies populating the logarithmic and outer regions in high-Reynolds-number wall turbulence have non-negligible influences on the near-wall turbulence dynamics, and thus the wall friction (de Giovanetti, Hwang & Choi 2016; Li *et al.* 2019).

Until now, several models have been proposed on the organization of motions in logarithmic and outer regions and their interactions with the near-wall dynamics. Marusic, Mathis & Hutchins (2010) have established that superposition and modulation are the two basic mechanisms that large-scale motions (LSM) and very-large-scale motions (VLSM) exert influences on the near-wall turbulence. The former refers to the footprints of LSM and VLSM on the near-wall turbulence, while the latter indicates the intensity amplification or attenuation of near-wall small-scale turbulence by the outer motions. Mathis *et al.* (2013) extended the model to interpret the generation of wall-shear stress fluctuations in high-Reynolds-number flows. They emphasized that superposition and modulation are still two essential factors. This inner–outer interaction model (IOIM) has also been successfully developed to predict the near-wall velocity fluctuations with data inputs from the log layer (Marusic *et al.* 2010; Baars, Hutchins & Marusic 2016; Wang, Hu & Zheng 2021).

On the other hand, the most elegant conceptual model describing the motions in the logarithmic region is the attached-eddy model (AEM) (Townsend 1976; Perry & Chong 1982). It conjectures that the logarithmic region is occupied by an array of self-similar energy-containing motions (or eddies) with their roots attached to the near-wall region. Extensive validations support the existence of attached eddies in high-Reynolds-number turbulence, such as the logarithmic decaying of streamwise velocity fluctuation intensities (Meneveau & Marusic 2013), as originally predicted by Townsend (1976). The reader is referred to a recent review work by Marusic & Monty (2019) for more details. Given the existence of wall-attached energy-containing motions in the logarithmic region, it would be quite natural to hypothesize that the near-wall part of these motions would affect the generation of the wall-shear fluctuations to some extent, maybe, via the superposition and modulation mechanisms. However, some fundamental questions may be raised, e.g. whether the IOIM and AEM are consistent with each other? There's a possibility that the superposition component of  $\tau'_x$  decomposed by the IOIM in physical space cannot fully follow the predictions made by the AEM quantitatively. If yes, whether these two models can shed light on the mechanism of wall-shear fluctuation generation and be indicative for modelling approaches?

Previous study (Yang & Lozano-Durán 2017) verified that the generation of wall-shear stress fluctuations can be interpreted as the outcomes of the momentum cascade across momentum-carried eddies of different scales, and modelled by an additive process. Here, we first aim to couple the additive description with the AEM to portray the generation

process of streamwise wall-shear fluctuations, resulting from wall-attached eddies. Two scaling laws describing their intensities and the linkages with the characteristic scales of attached eddies can be derived (the characteristic scales of attached eddies are their wall-normal heights according to AEM (Townsend 1976)). Then, we intend to isolate the streamwise wall-shear stress fluctuations generated by attached eddies in a turbulent channel flow at  $Re_\tau = 2003$  ( $Re_\tau = hu_\tau/\nu$ ,  $h$  denotes the channel half-height,  $u_\tau$  the wall friction velocity and  $\nu$  the kinematic viscosity) by resorting to the IOIM (Marusic *et al.* 2010; Baars *et al.* 2016). Here, the IOIM is employed as a tool to estimate the streamwise wall-shear fluctuations generated by attached eddies. The statistics from the IOIM can be processed to verify the scaling laws deduced by the AEM, so as to demonstrate their consistency. Moreover, a simple algebraic model describing the instantaneous distributions of the streamwise wall-shear stress fluctuations generated by attached eddies will be proposed.

## 2. Streamwise wall-shear stress fluctuations generated by attached eddies

According to Mandelbrot (1974) and Yang & Lozano-Durán (2017), the generation of streamwise wall-stress fluctuations can be modelled as an additive process within multifractal formalism, which takes the form of

$$\tau_x'^+ = \sum_{i=1}^n a_i, \tag{2.1}$$

where  $a_i$  are random addends, representing an increment in  $\tau_x'^+$  due to eddies with wall-normal height  $h/2^i$ , and superscript  $+$  denotes the normalization with wall units. Here, we intend to isolate the contributions from the eddies populating the logarithmic region ( $\tau_{x,o}'^+$ ) and link to their wall-normal positions  $y$ . Here,  $\tau_{x,o}'^+$  can be expressed as

$$\tau_{x,o}'^+ = \sum_{i=n_s}^{n_o} a_i, \tag{2.2}$$

where  $n_s$  and  $n_o$  represent the additives that correspond to the eddies with the wall-normal height at  $y_s$  and  $y_o$ , respectively. Here,  $y_s$  is the lower bound of the logarithmic region, and generally believed to be  $80 \leq y_s^+ \leq 100$  (Jiménez 2018; Baars & Marusic 2020);  $y_o$  is the outer reference height. It can be found that  $1 < n_s < n_o < n$ . The addends  $a_i$  are assumed to be identically and independently distributed (i.i.d.) and equal to  $a$ . The number of the addends should be proportional to

$$n_o - n_s + 1 \sim \int_{y_s}^{y_o} p(y) dy \sim \int_{y_s}^{y_o} \frac{1}{y} dy \sim \ln\left(\frac{y_o}{y_s}\right), \tag{2.3}$$

where  $p(y)$  is the eddy population density, which is proportional to  $1/y$  according to the AEM (Townsend 1976; Perry & Chong 1982). A momentum generation function  $\langle \exp(q\tau_{x,o}'^+) \rangle$ , where  $\langle \rangle$  represents the averaging in the temporal and spatially homogeneous directions, is defined to scrutinize the scaling behaviour of  $\tau_{x,o}'^+$  (Yang, Marusic &

Meneveau 2016). Here,  $\langle \exp(q\tau'_{x,o}) \rangle$  can be evaluated as

$$\langle \exp(q\tau'_{x,o}) \rangle = \langle \exp(qa) \rangle^{n_o - n_s + 1} \sim \left( \frac{y_o}{y_s} \right)^{s(q)}, \tag{2.4}$$

where  $q$  is a real number,  $s(q) = C_1 \ln(\exp(qa))$  is called the anomalous exponent and  $C_1$  is a constant. Equation (2.4) is called strong self-similarity (SSS). If  $a$  is a Gaussian variable, the anomalous exponent can be recast as

$$s(q) = C_2 q^2, \tag{2.5}$$

where  $C_2$  is another constant. On the other hand, an extended self-similarity (ESS) is defined to describe the relationship between  $\langle \exp(q\tau'_{x,o}) \rangle$  and  $\langle \exp(q_0\tau'_{x,o}) \rangle$  (fixed  $q_0$ ) (Benzi *et al.* 1993), i.e.

$$\langle \exp(q\tau'_{x,o}) \rangle = \langle \exp(q_0\tau'_{x,o}) \rangle^{\xi(q,q_0)}, \tag{2.6}$$

where  $\xi(q, q_0)$  is a function of  $q$  (fixed  $q_0$ ). Note that ESS does not strictly rely on the identically and independently distribution of the addends, but the additive process (2.2).

### 3. DNS database and scale decomposition method

The direct numerical simulation (DNS) database used in the present study is an incompressible turbulent channel flow at  $Re_\tau = 2003$ , which has been extensively validated by previous studies (Hoyas & Jiménez 2006; Jiménez & Hoyas 2008). The decomposition of  $\tau'_x$  is based on the IOIM first proposed by Marusic *et al.* (2010). Baars *et al.* (2016) modified the computational process by introducing spectral stochastic estimation to avoid artificial scale decomposition. In this work, the modified version of the IOIM is adopted to investigate the multiscale characteristics of  $\tau'_x$ . It can be expressed as

$$u_p^+(y^+) = \underbrace{u^*(y^+) \{1 + \Gamma_{uu} u_L^+(y^+)\}}_{u_s^+} + u_L^+(y^+), \tag{3.1}$$

where  $u_p^+$  denotes the predicted near-wall streamwise velocity fluctuation,  $u^*$  denotes the universal velocity signal without large-scale impact,  $u_L^+$  is the superposition component,  $\Gamma_{uu}$  is the amplitude-modulation coefficient and  $u_s^+$  denotes the amplitude modulation of the universal signal  $u^*$ . Here,  $u_L^+$  is obtained by spectral stochastic estimation of the streamwise velocity fluctuation at the logarithmic region  $y_o^+$ , namely,

$$u_L^+(x^+, y^+, z^+) = F_x^{-1} \{ H_L(\lambda_x^+, y^+) F_x [u_o^+(x^+, y_o^+, z^+)] \}, \tag{3.2}$$

where  $u_o^+$  is the streamwise velocity fluctuation at  $y_o^+$  in the logarithmic region and  $F_x$  and  $F_x^{-1}$  denote the fast Fourier transform and the inverse fast Fourier transform in the streamwise direction, respectively. Here,  $H_L$  is the transfer kernel, which evaluates the correlation between  $u^+(y^+)$  and  $u_o^+(y_o^+)$  at a given length scale  $\lambda_x^+$ , and can be calculated as

$$H_L(\lambda_x^+, y^+) = \frac{\langle \hat{u}(\lambda_x^+, y^+, z^+) \bar{\hat{u}}_o(\lambda_x^+, y_o^+, z^+) \rangle}{\langle \hat{u}_o(\lambda_x^+, y_o^+, z^+) \bar{\hat{u}}_o(\lambda_x^+, y_o^+, z^+) \rangle}, \tag{3.3}$$

where  $\hat{u}$  is the Fourier coefficient of  $u$ , and  $\bar{\hat{u}}$  is the complex conjugate of  $\hat{u}$ .

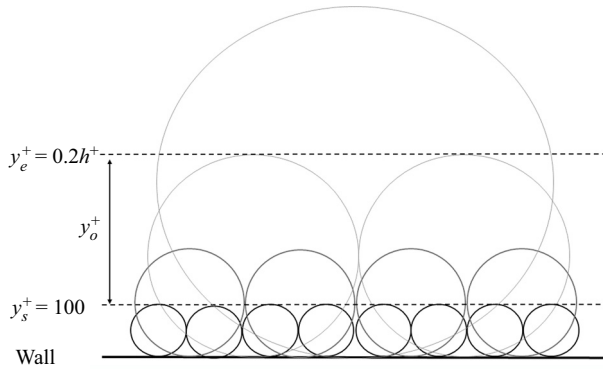


Figure 1. A schematic of the AEM (Hwang 2015). Each circle represents an individual attached eddy. Here,  $y_s^+$  and  $y_e^+$  are the lower and upper bounds of the logarithmic region, respectively;  $y_o^+$  is the outer reference height, and varies from  $y_s^+$  to  $y_e^+$ .

In this work, we mainly pay attention to the quantity,  $\tau_x'$  generated by the attached eddies. Thus, the predicted position  $y^+$  is fixed at  $y^+ = 0.3$ , and the outer reference height  $y_o^+$  varies from 100 (namely  $y_s^+$ ) to  $0.2h^+$  (denoted as  $y_e^+$ ), i.e. the upper boundary of the logarithmic region (Jiménez 2018). We have checked that as long as the predicted position is around  $y^+ \leq O(1)$ , the results presented below are insensitive to the choice of specific  $y^+$ . Once  $u_L^+$  is obtained, the superposition component of  $\tau_x'^+$  can be calculated by definition (i.e.  $\partial u_L^+ / \partial y^+$  at the wall) and denoted as  $\tau_{x,L}^+(y_o^+)$ . According to the hierarchical attached eddies in high-Reynolds-number wall turbulence (see figure 1),  $\tau_{x,L}^+(y_o^+)$  represents the superposition contributed from the wall-coherent motions with their height larger than  $y_o^+$ . Thus, the difference value  $\tau_{x,L}^+(y_s^+) - \tau_{x,L}^+(y_o^+)$  can be interpreted as the superposition contribution generated by the wall-coherent eddies with their wall-normal heights within  $y_s^+$  and  $y_o^+$ , i.e.  $\tau_{x,o}^+$  in (2.2). Considering that  $y_s^+$  is the lower bound of the logarithmic region, the increase of  $y_o^+$  corresponds to the enlargement of the addends in the additive description (see (2.2)). In this way, the connection between the AEM and the IOIM are established, and the AEM predictions (see (2.4)–(2.6)) can be verified directly.

#### 4. Results and discussion

##### 4.1. Scaling laws of $\tau_{x,o}^+$

Here, we further define a moment generation function based on the IOIM. It takes the form of

$$G(q, y_o^+) = \left\langle \exp \left( q \left( \tau_{x,L}^+(y_s^+) - \tau_{x,L}^+(y_o^+) \right) \right) \right\rangle. \quad (4.1)$$

Figure 2(a) shows the variations of  $G$  as a function of  $y_o/y_s$  for  $q = \pm 5$  and  $q = \pm 3$ . Power-law behaviours can be found in the interval between  $1.7 \leq y_o/y_s \leq 2.9$  for positive  $q$  and  $1.7 \leq y_o/y_s \leq 4$  for negative  $q$ , justifying the validity of SSS, i.e. (2.4). Figure 2(b) is in aid of accessing the scalings by displaying the variations of pre-multiplied  $G$ . This observation highlights that the superpositions of wall-attached log-region motions on wall surface follow the additive process, characterized by (2.2). It is also worth mentioning that the power-law behaviour can be observed for larger wall-normal intervals for negative

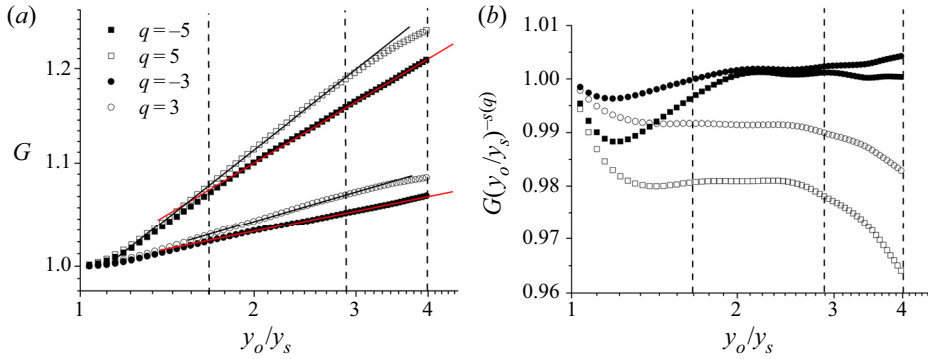


Figure 2. (a)  $G$  as functions of  $y_o/y_s$  for  $q = \pm 5$  and  $q = \pm 3$ ; (b) premultiplied  $G$  as functions of  $y_o/y_s$  for  $q = \pm 5$  and  $q = \pm 3$ .

$q$ . As  $G(q, y_o^+)$  quantifies  $\tau'_{x,L}(y_s^+) - \tau'_{x,L}(y_o^+)$ , which features the same sign as  $q$ , this observation is consistent with the work of Cheng *et al.* (2020), which showed that the footprints of the inactive part of attached eddies populating the logarithmic region are actively connected with large-scale negative  $\tau'_x$ . Other  $q$  values yield similar results and are not shown here for brevity.

The anomalous exponent  $s(q)$  can be obtained by fitting the range  $2 \leq y_o/y_s \leq 2.9$ , where both positive and negative  $q$  display good power-law scalings. Figure 3(a) displays the variation of the anomalous exponent  $s(q)$  as a function of  $q$ . The solid line denotes the quadratic fit within  $-0.5 \leq q \leq 0.5$ . It can be seen that the variation of  $s(q)$  is very close to the model prediction, i.e. the quadratic function as (2.5) with  $C_2 = 0.00629$ . Only minor discrepancies between DNS data and model predictions can be observed. As such, it is reasonable to hypothesize that the streamwise wall-shear stress fluctuation  $\tau'_x$  generated by attached eddies of a given size follows the Gaussian distribution. Moreover, we can also estimate the statistical moments of  $\tau'_{x,o}$  by taking the derivative of  $G(q, y_e^+)$  with respect to  $q$  around  $q = 0$  (Yang *et al.* 2016), i.e.

$$\langle \tau'^{2+}_{x,o} \rangle = \left. \frac{\partial^2 G(q; y_o^+)}{\partial q^2} \right|_{q=0} \sim 2C_2 \ln(y_o/y_s) \sim 2C_2 \ln Re_\tau, \quad (4.2)$$

$$\langle \tau'^{4+}_{x,o} \rangle^{1/2} = \left( \left. \frac{\partial^4 G(q; y_o^+)}{\partial q^4} \right|_{q=0} \right)^{1/2} \sim 2\sqrt{3}C_2 \ln(y_o/y_s) \sim 2\sqrt{3}C_2 \ln Re_\tau, \quad (4.3)$$

$$\langle \tau'^{6+}_{x,o} \rangle^{1/3} = \left( \left. \frac{\partial^6 G(q; y_o^+)}{\partial q^6} \right|_{q=0} \right)^{1/3} \sim 2\sqrt[3]{15}C_2 \ln(y_o/y_s) \sim 2\sqrt[3]{15}C_2 \ln Re_\tau. \quad (4.4)$$

Figure 3(b) shows the variations of second- ( $p = 1$ ) to sixth- ( $p = 3$ ) order moments of  $\tau'_x$  calculated from DNS of channel flows (Iwamoto, Suzuki & Kasagi 2002; Del Álamo & Jiménez 2003; Abe *et al.* 2004; Del Álamo *et al.* 2004; Hu, Morfey & Sandham 2006; Lozano-Durán & Jiménez 2014; Lee & Moser 2015; Cheng *et al.* 2019; Kaneda & Yamamoto 2021) and compares them with the model prediction, i.e. (4.2)–(4.4). For the second- and fourth-order variances, the model predictions are roughly consistent with the DNS results. The comparisons also indicate a Reynolds-number dependence of  $\langle \tau'^{2+}_{x,o} \rangle$ , which has been reported by vast studies (Schlatter & Örlü 2010; Mathis *et al.* 2013; Guerrero *et al.* 2020), and may be ascribed to the superposition effects of the wall-attached

## Consistency between AEM and IOIM

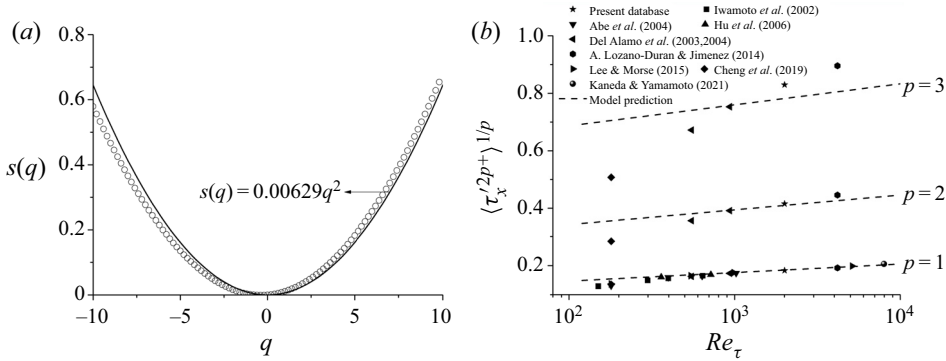


Figure 3. (a) Anomalous exponent  $s(q)$  as a function of  $q$ . The black line is a quadratic fit; (b) second- to sixth-order moments of  $\tau_x^{'+}$  as functions of  $Re_\tau$ . The dashed lines are the log-normal predictions from (4.2)–(4.4).

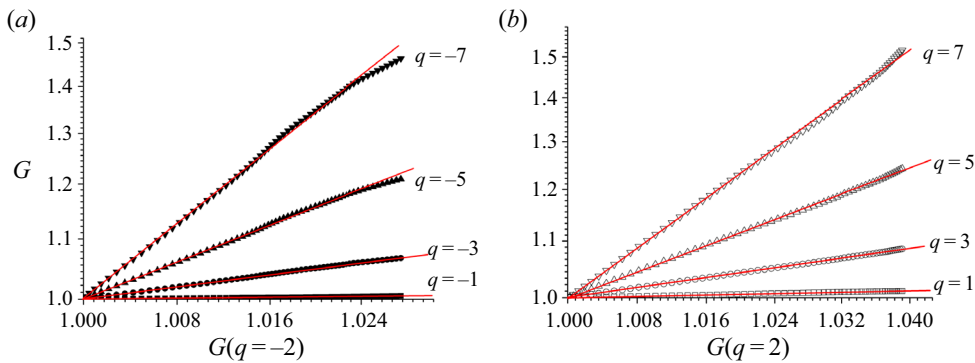


Figure 4. (a)  $G(q)$  as functions of  $G(-2)$  for  $q = -1, -3, -5, -7$ ; (b)  $G(q)$  as functions of  $G(2)$  for  $q = 1, 3, 5, 7$ . Both vertical and horizontal axes in (a,b) are plotted in logarithmic form.

log-region motions. Wang, Pan & Wang (2020) speculated that the amplitude modulation effect plays a more prominent role in affecting the statistic characteristics of  $\tau_{x,rms}^{'+}$  than the superposition effect, which contradicts the present findings. In fact, amplitude modulation has been demonstrated to exert a negligible effect on the even-order moments (Mathis, Hutchins & Marusic 2011; Blackman, Perret & Mathis 2019). Therefore, the deduction of Wang *et al.* (2020) needs to be revisited. For sixth-order moments, the model prediction displays substantial discrepancies with the DNS data. It is expected since high-order moments are dominated by the rare events resulting from the intermittent small-scale motions (Frisch & Donnelly 1996), which cannot be captured by the IOIM (see figure 5a).

The ESS (i.e. (2.6)) is another scaling predicted by the multifractal formalism. Different from SSS, ESS does not rely on the identically and independently distribution of the addends, but the additive process (see (2.2)). Figures 4(a) and 4(b) shows the ESS scalings for  $q_0 = -2$  and  $q_0 = 2$ , respectively. The ESS holds for the entire logarithmic region. The observation suggests that the streamwise wall-shear fluctuations generated by logarithmic motions obey the additive process, though the streamwise wall-shear fluctuations generated by attached eddies with wall-normal heights at approximately  $0.2h^+$  are not i.i.d. due to the scale interactions (see figure 2), which are not described by the attached-eddy model.

4.2. Instantaneous distribution of  $\tau'_x$

Furthermore, the instantaneous  $\tau'_x$  can be decomposed as

$$\tau'_x = \tau'_{x,s} + \underbrace{\tau'_{x,L}(y_s^+) - \tau'_{x,L}(y_e^+)}_{\tau'_{x,log}} + \underbrace{\tau'_{x,L}(y_e^+)}_{\tau'_{x,out}}, \tag{4.5}$$

where  $\tau'_{x,s}$  denotes the amplitude modulation of the universal signal  $\tau'^{*+}$ ;  $\tau'_{x,log}$  and  $\tau'_{x,out}$  are the superposition components contributed from the log region and the outer wall-coherent motions, respectively. The methodology of removing modulation effects can be found in Mathis *et al.* (2011) and Baars *et al.* (2016), whose details are out of the range of the present study. Figure 5(a) shows the probability density functions (p.d.f.s) of  $\tau'^{*+}$ ,  $\tau'_{x,s}$ ,  $\tau'_{x,log}$  and  $\tau'_{x,out}$ , and compares with the p.d.f. for the full channel data. The p.d.f.s of  $\tau'_{x,s}$  and  $\tau'^{*+}$  nearly coincide with that of  $\tau'_x$  with asymmetric and positively skewed shape, which demonstrates that removing the superposition and modulation effects barely affects the instantaneous distributions. The asymmetries between the positive and negative wall-shear fluctuations are the essential characters of the near-wall small-scale turbulence, which may be associated with the celebrated near-wall sustaining process (Schoppa & Hussain 2002). In contrast, the p.d.f.s of  $\tau'_{x,log}$  and  $\tau'_{x,out}$  are more symmetric with rare events invisible, suggesting that the superposition components of logarithmic and outer motions are less intermittent than the small-scale universal signals. This also explains the reason why the log-normal model describes the additive process well (see figure 3a), although the log-normal model is inapplicable for rare events (Landau & Lifshitz 1987). Moreover, the skewness and flatness of  $\tau'_{x,log}$  are 0.05 and 2.91, which are very close to those of a Gaussian distribution. It strongly supports the conclusion drawn above that the streamwise wall-shear stress fluctuations generated by attached eddies populating the logarithmic region can be absolutely treated as Gaussian variables with

$$p(\xi) = \frac{1}{\sqrt{2\pi}\sigma} \exp\left(-\frac{\xi^2}{2\sigma^2}\right), \tag{4.6}$$

where  $p(\xi)$  denotes the p.d.f., and  $\xi$  is the independent variable. It is worth noting that the variation of variance can be well predicted by the log-normal model, namely,

$$\sigma^2 = \left. \frac{\partial^2 G(q; y_o^+)}{\partial q^2} \right|_{q=0} = 2C_2 \ln(Re_\tau) + C_3, \tag{4.7}$$

where  $C_2 \approx 0.00629$ , and  $C_3 \approx -0.07959$  is a constant and determined by the DNS data at  $Re_\tau = 2003$ . Figure 5(b) shows the p.d.f.s of  $\tau'_{x,log}$  and the model prediction by (4.6), results of two other Reynolds numbers (Del Álamo *et al.* 2004; Lozano-Durán & Jiménez 2014) are also included for comparison. It can be seen that the Gaussian model proposed here works reasonably well and can cover a wide range of Reynolds numbers. The model remains to be validated by higher-Reynolds-number DNS data.

5. Concluding remarks

In summary, the present study reveals that the IOIM and the AEM are consistent with each other quantitatively. The statistical characteristics of the superpositions of log-region



## Consistency between AEM and IOIM

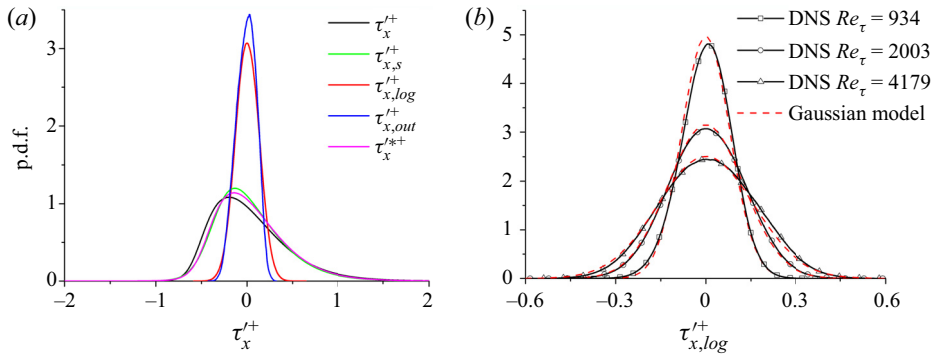


Figure 5. (a) The p.d.f.s of  $\tau_x^{r*+}$ ,  $\tau_{x,s}^{r+}$ ,  $\tau_{x,log}^{r+}$ ,  $\tau_{x,out}^{r+}$ , and  $\tau_x^{r+}$ ; (b) The p.d.f.s of  $\tau_{x,log}^{r+}$  in channel flows with  $Re_\tau = 934, 2003, \text{ and } 4179$ . Dashed lines denote the Gaussian model predictions with (4.6)–(4.7).

eddies follow the predictions of the AEM, namely, the SSS and ESS scalings. Based on these observations, we conclude that the streamwise wall-shear stress fluctuations generated by attached eddies populating the logarithmic region can be treated as Gaussian variables. A Gaussian model is then proposed to describe their instantaneous distributions and verified by DNS data spanned broad-band Reynolds numbers. Considering the fact that the intensity of wall-shear stress fluctuations is typically underpredicted by state-of-the-art wall-modelled large-eddy simulation (WMLES) approaches (Park & Moin 2016), the Gaussian model proposed in the present study may be constructive for the development of the LES methodology, and the distribution characteristics of  $\tau_x^{r*+}$  are helpful for developing more accurate near-wall models of WMLES approaches.

It is noted that some previous works adopted the IOIM to investigate the spectral characteristics of the wall-coherent components of the signals in the near-wall region, such as the work of Marusic, Baars & Hutchins (2017), but whether they are consistent with the AEM predictions in physical space quantitatively has not been verified in detail. The consistency of the two models demonstrated here fills the gap and complements their works. Moreover, the findings in the present study indicate that we can isolate the footprints of attached eddies within a selected wall-normal range by employing the IOIM, i.e. by adjusting  $y_1^+$  and  $y_2^+$  in  $\tau_{x,L}^{r+}(y_1^+) - \tau_{x,L}^{r+}(y_2^+)$ . Here,  $y_1^+$  and  $y_2^+$  are two selected wall-normal heights in the logarithmic region, and  $y_1^+ < y_2^+$ . In this regard, the present study may provide a new perspective for analysing some flow physics in wall-bounded turbulence, such as the inner peak of the intensity of  $u'$ , and the streamwise inclined angles of attached eddies. All these are under investigation currently and will be reported in separate forthcoming papers.

**Acknowledgements.** We are grateful to the authors cited in figure 3(b) for making their invaluable data available.

**Funding.** L.F. acknowledges the fund from CORE as a joint research centre for ocean research between QNLM and HKUST.

**Declaration of interests.** The authors report no conflict of interest.

**Author ORCIDs.**

Cheng Cheng <https://orcid.org/0000-0002-7961-793X>;

Lin Fu <https://orcid.org/0000-0001-8979-8415>.

## REFERENCES

- ABE, H., KAWAMURA, H. & CHOI, H. 2004 Very large-scale structures and their effects on the wall shear-stress fluctuations in a turbulent channel flow up to  $Re_\tau = 640$ . *Trans. ASME J. Fluids Engng* **126** (5), 835–843.
- BAARS, W.J., HUTCHINS, N. & MARUSIC, I. 2016 Spectral stochastic estimation of high-Reynolds-number wall-bounded turbulence for a refined inner–outer interaction model. *Phys. Rev. Fluids* **1** (5), 054406.
- BAARS, W.J. & MARUSIC, I. 2020 Data-driven decomposition of the streamwise turbulence kinetic energy in boundary layers. Part I. Energy spectra. *J. Fluid Mech.* **882**, A25.
- BENZI, R., CILIBERTO, S., TRIPICCIONE, R., BAUDET, C., MASSAIOLI, F. & SUCCI, S. 1993 Extended self-similarity in turbulent flows. *Phys. Rev. E* **48**, R29–R32.
- BLACKMAN, K., PERRET, L. & MATHIS, R. 2019 Assessment of inner–outer interactions in the urban boundary layer using a predictive model. *J. Fluid Mech.* **875**, 44–70.
- CHENG, C., LI, W., LOZANO-DURÁN, A. & LIU, H. 2019 Identity of attached eddies in turbulent channel flows with bidimensional empirical mode decomposition. *J. Fluid Mech.* **870**, 1037–1071.
- CHENG, C., LI, W., LOZANO-DURÁN, A. & LIU, H. 2020 On the structure of streamwise wall-shear stress fluctuations in turbulent channel flows. *J. Fluid Mech.* **903**, A29.
- DEL ÁLAMO, J.C. & JIMÉNEZ, J. 2003 Spectra of the very large anisotropic scales in turbulent channels. *Phys. Fluids* **15** (6), L41–L44.
- DEL ÁLAMO, J.C., JIMÉNEZ, J., ZANDONADE, P. & MOSER, R.D. 2004 Scaling of the energy spectra of turbulent channels. *J. Fluid Mech.* **500**, 135–144.
- DIAZ-DANIEL, C., LAIZET, S. & VASSILICOS, J.C. 2017 Wall shear stress fluctuations: mixed scaling and their effects on velocity fluctuations in a turbulent boundary layer. *Phys. Fluids* **29** (5), 055102.
- FRISCH, U. & DONNELLY, R.J. 1996 *Turbulence: The Legacy of AN Kolmogorov*. AIP.
- DE GIOVANETTI, M., HWANG, Y. & CHOI, H. 2016 Skin-friction generation by attached eddies in turbulent channel flow. *J. Fluid Mech.* **808**, 511–538.
- GUERRERO, B., LAMBERT, M.F. & CHIN, R.C. 2020 Extreme wall shear stress events in turbulent pipe flows: spatial characteristics of coherent motions. *J. Fluid Mech.* **904**, A18.
- HOYAS, S. & JIMÉNEZ, J. 2006 Scaling of the velocity fluctuations in turbulent channels up to  $Re_\tau = 2003$ . *Phys. Fluids* **18** (1), 011702.
- HU, Z.W., MORFEY, C.L. & SANDHAM, N.D. 2006 Wall pressure and shear stress spectra from direct simulations of channel flow. *AIAA J.* **44** (7), 1541–1549.
- HWANG, Y. 2015 Statistical structure of self-sustaining attached eddies in turbulent channel flow. *J. Fluid Mech.* **767**, 254–289.
- IWAMOTO, K., SUZUKI, Y. & KASAGI, N. 2002 Reynolds number effect on wall turbulence: toward effective feedback control. *Int. J. Heat Fluid Flow* **23** (5), 678–689.
- JIMÉNEZ, J. 2018 Coherent structures in wall-bounded turbulence. *J. Fluid Mech.* **842**, P1.
- JIMÉNEZ, J. & HOYAS, S. 2008 Turbulent fluctuations above the buffer layer of wall-bounded flows. *J. Fluid Mech.* **611**, 215–236.
- KANEDA, Y. & YAMAMOTO, Y. 2021 Velocity gradient statistics in turbulent shear flow: an extension of Kolmogorov’s local equilibrium theory. *J. Fluid Mech.* **929**, A13.
- LANDAU, L. & LIFSHITZ, E. 1987 Fluid mechanics. In *Course of Theoretical Physics*. Pergamon.
- LEE, M. & MOSER, R.D. 2015 Direct numerical simulation of turbulent channel flow up to  $Re_\tau \approx 5200$ . *J. Fluid Mech.* **774**, 395–415.
- LI, W., FAN, Y., MODESTI, D. & CHENG, C. 2019 Decomposition of the mean skin-friction drag in compressible turbulent channel flows. *J. Fluid Mech.* **875**, 101–123.
- LOZANO-DURÁN, A. & JIMÉNEZ, J. 2014 Time-resolved evolution of coherent structures in turbulent channels: characterization of eddies and cascades. *J. Fluid Mech.* **759**, 432–471.
- MANDELBROT, B.B. 1974 Intermittent turbulence in self-similar cascades: divergence of high moments and dimension of the carrier. *J. Fluid Mech.* **62** (2), 331–358.
- MARUSIC, I., BAARS, W.J. & HUTCHINS, N. 2017 Scaling of the streamwise turbulence intensity in the context of inner–outer interactions in wall turbulence. *Phys. Rev. Fluids* **2** (10), 100502.
- MARUSIC, I., MATHIS, R. & HUTCHINS, N. 2010 Predictive model for wall-bounded turbulent flow. *Science* **329** (5988), 193–196.
- MARUSIC, I. & MONTY, J.P. 2019 Attached eddy model of wall turbulence. *Annu. Rev. Fluid Mech.* **51**, 49–74.
- MATHIS, R., HUTCHINS, N. & MARUSIC, I. 2011 A predictive inner–outer model for streamwise turbulence statistics in wall-bounded flows. *J. Fluid Mech.* **681**, 537–566.
- MATHIS, R., MARUSIC, I., CHERNYSHENKO, S.I. & HUTCHINS, N. 2013 Estimating wall-shear-stress fluctuations given an outer region input. *J. Fluid Mech.* **715**, 163–180.

## *Consistency between AEM and IOIM*

- MENEVEAU, C. & MARUSIC, I. 2013 Generalized logarithmic law for high-order moments in turbulent boundary layers. *J. Fluid Mech.* **719**, R1.
- PARK, G.I. & MOIN, P. 2016 Space-time characteristics of wall-pressure and wall shear-stress fluctuations in wall-modeled large eddy simulation. *Phys. Rev. Fluids* **1** (2), 024404.
- PERRY, A.E. & CHONG, M.S. 1982 On the mechanism of wall turbulence. *J. Fluid Mech.* **119** (119), 173–217.
- SCHLATTER, P. & ÖRLÜ, R. 2010 Assessment of direct numerical simulation data of turbulent boundary layers. *J. Fluid Mech.* **659**, 116–126.
- SCHOPPA, W. & HUSSAIN, F. 2002 Coherent structure generation in near-wall turbulence. *J. Fluid Mech.* **453**, 57–108.
- TOWNSEND, A.A. 1976 *The Structure of Turbulent Shear Flow*, 2nd edn. Cambridge University Press.
- WANG, L., HU, R. & ZHENG, X. 2021 A scaling improved inner–outer decomposition of near-wall turbulent motions. *Phys. Fluids* **33** (4), 045120.
- WANG, J., PAN, C. & WANG, J. 2020 Characteristics of fluctuating wall-shear stress in a turbulent boundary layer at low-to-moderate Reynolds number. *Phys. Rev. Fluids* **5** (7), 074605.
- YANG, X.I.A. & LOZANO-DURÁN, A. 2017 A multifractal model for the momentum transfer process in wall-bounded flows. *J. Fluid Mech.* **824**, R2.
- YANG, X.I.A., MARUSIC, I. & MENEVEAU, C. 2016 Moment generating functions and scaling laws in the inertial layer of turbulent wall-bounded flows. *J. Fluid Mech.* **791**, R2.